

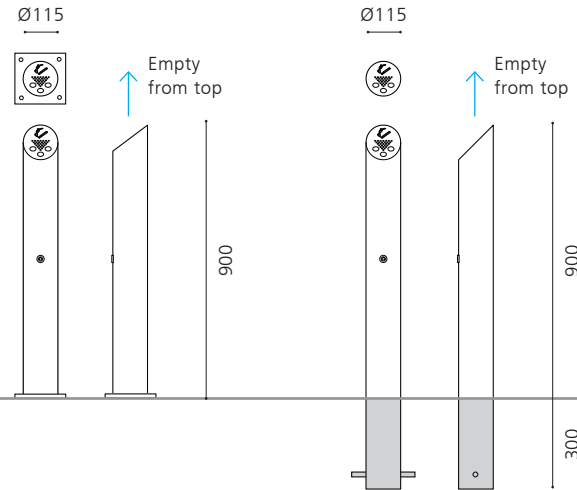


## CIGARETTE BINS

## ZENITH® CIGARETTE BIN RANGE


### Ground-fixed cigarette bins

Zenith cigarette ash waste bins are based on the design of the Zenith bollard, enabling coordinated products to be used within a scheme. Ground-fixed bins are available as a bolt-down version or with an extended root for in-ground fixing. The standard specification grade 304 stainless steel in a satin polished finish resists burning or discolouring and can be readily cleaned by a simple washdown. The large capacity 2.5 litre liner is ideal for busy locations outside office buildings and pubs, thereby minimising the emptying regime.



### Operation

The liner is held in place by a push-lock on the front face of the bin, operated with a simple tri-key. When unlocked, the ash waste liner is removed out of the top of the bollard and the contents emptied. The liner is re-inserted and secured when the lock is pushed inwards.



### ZENITH ASH WASTE GROUND-MOUNTED

G304 stainless steel construction, satin polished finish  
Liner capacity 2.5 litres

#### ZEN 210

Base plated version for  
bolt-down installation

#### ZEN 215

Rooted version for  
in-ground installation

#### OPTIONS:

- G316 stainless steel
- Polyester powder coated finish body section to any RAL colour reference

#### Installation:

The bin base is pre-drilled with 4no. fixing holes to take M16 ground anchors (not supplied)

#### Installation:

Set bin root in centre of concrete foundation, recommended minimum size 300mm cube

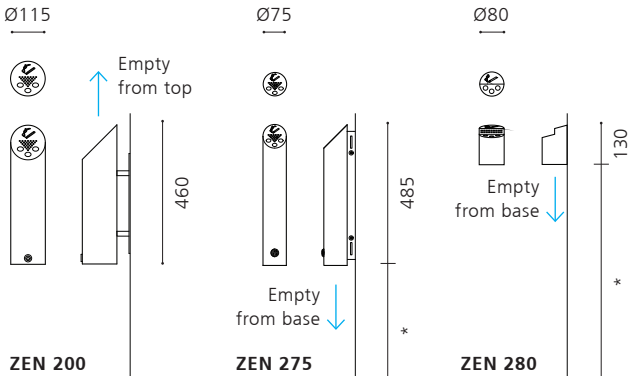


# ZENITH® CIGARETTE BIN RANGE

## Wall / post-mounted cigarette bins

Where land ownership presents issues with using ground-fixed ash waste bins, or where there simply isn't sufficient space on the pavement, wall-mounted versions are a viable alternative for most sites. All three models from the range can be attached to a wall, whilst the ZEN 275 and ZEN 285 can also be fixed to posts using traditional sign banding fixing methods. Fixing to existing posts around a site, which may primarily serve signage purposes, makes for a less disruptive and cheaper installation.

\* Allow sufficient space between underside of bin and ground level (or any other obstruction) for placement of a container to collect the bin contents.



## Fitting

Wall-mounted bins are supplied with an integral rear bracket with holes for wall fixings (not supplied). Post-mounted bins contain a pair of rear slots for insertion of standard banding to allow fitting to an existing steel post. For a secure fastening we recommend using 16mm stainless steel banding and turnbuckles (not supplied).

## Operation

To empty ZEN 200 bins unlock and lift the liner out. For ZEN 275 & 280 bins, hold a container beneath the bin to collect the contents, which will empty when the base plate is released. For ZEN 275 the base plate is retained by a push lock and for ZEN 280 it is keyless, and sprung-loaded, so returns to its closed position when released.



## ZENITH ASH WASTE WALL / POST-MOUNTED

G304 stainless steel construction, satin polished finish

### ZEN 200

Capacity 2.5 litres (suitable for wall mounting only)

### ZEN 275

Capacity 1.7 litres (suitable for wall or post mounting)

### OPTIONS:

- G316 stainless steel
- Polyester powder coated finish body to any RAL colour

## ZENITH ASH WASTE MINI

Steel construction, zinc coated grey finish

### ZEN 280

Capacity 0.3 litres (suitable for wall or post mounting)





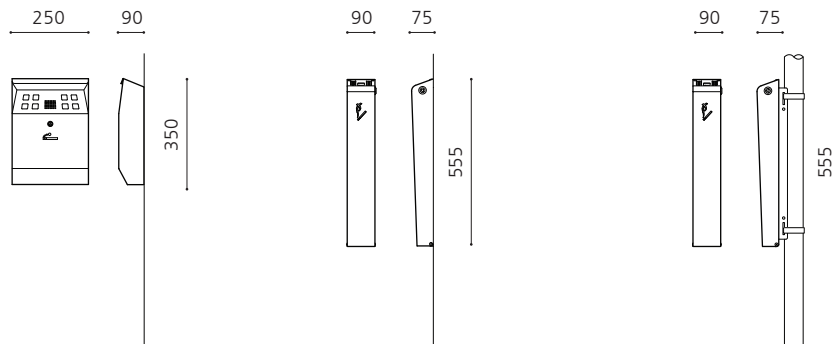
## ASHBY & LIVERPOOL CIGARETTE BIN RANGES

### Wall & post-mounted cigarette bins

The Ashby and Liverpool products cater for areas with medium frequency of use, with the low stand-off profile providing a discrete ash waste facility. The Liverpool is offered in a grey powder coated finish, while the Ashby is available in black and stainless steel.

#### Operation

All bins are opened with a tri-lock, allowing the front panel to hinge away from the body to allow access to a separate steel ash waste liner.



#### Fitting

All wall-mounted bins have pre-drilled holes for fixing the bin to the wall. Post-mounted models have a rear bracket to allow for secure attachment of the bin to the post using 16mm steel banding. Fixings are supplied only on the Liverpool products.

**Liverpool**  
wall-mounted

**Ashby Slimline**  
wall-mounted

**Ashby Slimline**  
post-mounted



#### LIVERPOOL

Wall-mounted bin, capacity 1.9 litres, c/w with light duty wall fixings

#### LVR 250 PPC

Grey finish, galvanised liner

#### ASHBY RANGE

Slimline wall-mounted bin, capacity 2 litres

#### ASH 290 WGB

Black finish, galv. liner

#### ASH 290 WRB

Black finish, red liner

#### ASH 290 WGS

Stainless steel, galv. liner

Slimline post-mounted bin, capacity 2 litres

#### ASH 290 PGB

Black finish, galv. liner

#### ASH 290 PRB

Black finish, red liner

#### ASH 290 PGS

Stainless steel, galv. liner



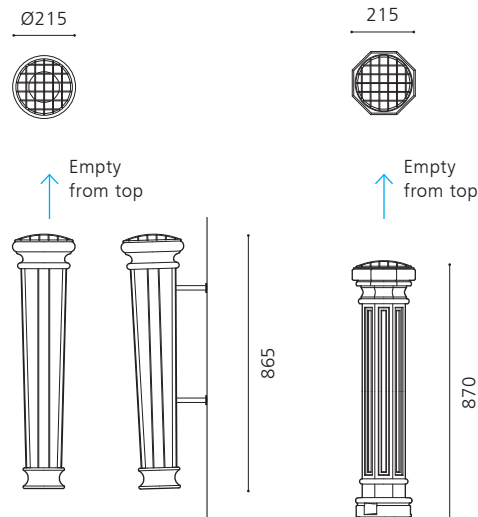
## SMOKE KING CIGARETTE BIN RANGE

### Traditionally-styled cigarette bins

The Smoke King is ideal for heritage sites, where decorative black traffic bollards are common place. Two models are available - both in cast aluminium in a black painted finish - for either bolting down to the ground or fixing onto a wall. The Smoke King is cleverly designed to cut off the air supply to burning cigarettes that are placed within it, thus extinguishing them without the need for an external 'stubber' plate. The liner is fully lockable and additional keys are available on request.

### Operation

The liner is held in place by a push-lock on the front face of the bin, operated with a simple tri-key. When unlocked, the ash waste liner is removed out of the top of the bollard and the contents emptied. The liner is re-inserted and secured when the lock is pushed inwards.



### SMOKE KING RANGE

Cast aluminium housing with 3.5 litres capacity steel liner, all painted black

#### SMK 500F

Base plated bin for bolt-down installation

#### SMK 500W

Wall-mounted version

#### Installation:

The bin base is pre-drilled with 3no. fixing holes to take M10 or M12 ground anchors (not supplied)

#### Installation:

The bin is fitted with 2no. wall brackets, each with 2no. fixing holes to take M10 fixings (not supplied)

## CIGARETTE BINS



View or download other product e-brochures at the following link:

**[www.furnitubes.com/brochures](http://www.furnitubes.com/brochures)**



© Furnitubes

 **Furnitubes®**

3rd Floor, Meridian House, Royal Hill, Greenwich

**LONDON SE10 8RD**

**T:** +44 (0)20 8378 3200

**F:** +44 (0)20 8378 3250

[sales@furnitubes.com](mailto:sales@furnitubes.com)

[www.furnitubes.com](http://www.furnitubes.com)