

Schlüter®-RONDEC-STEP

Edge profile

for decorative edge protection

2.8

Product data sheet

Application and Function


Schlüter®-RONDEC-STEP is a finishing profile for vanity units and kitchen work surfaces or other surfaces with ceramic tile coverings. The profile is radiused at the top to form a symmetrically rounded edge for tile coverings, then extends down vertically to cover the exposed edge of the work top or step edge. The aluminum profiles, which are available with two different finishing options, allow for decorative design and create interesting optical contrasts.

The open channel area of Schlüter®-RONDEC-STEP-CT can have inset the material used on the surface and is also suitable for holding other decorative elements. In addition to their decorative effect, the profiles also effectively protect tiles in the edge area from mechanical and impact stresses.

Matching pre-formed corner pieces are available for Schlüter®-RONDEC-STEP to create elegant connections to the profiles at internal and external corners.

Material

Schlüter®-RONDEC-STEP is made of aluminium and is available in a variety of finishes.
AE = Anodised Aluminium
ACGB = Brushed chrome anodised aluminium



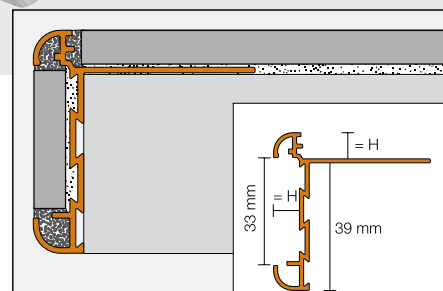
Material properties and areas of application

Schlüter®-RONDEC-STEP must be tested to verify its suitability if chemical exposure is expected. Cementitious materials, in conjunction with moisture, become alkaline.

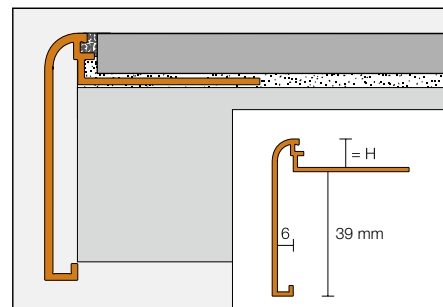
Since aluminium is sensitive to alkaline substances, exposure to the alkali (depending on the concentration and duration of exposure) may result in corrosion (aluminium hydroxide formation).

For this reason, remove mortar or grouting material immediately from all visible areas and do not cover freshly installed coverings until dry.

In addition, make sure that the profile is solidly embedded in the setting material to prevent alkaline water from accumulating in small cavities.



Schlüter®-RONDEC-STEP-CT



Schlüter®-RONDEC-STEP



Schlüter®-RONDEC-STEP profiles have an anodised surface layer that retains a uniform appearance during normal use. Protect the surface from abrasion or scratching.

Installation

1. Select Schlüter®-RONDEC-STEP according to tile thickness and thickness of the substrate.
2. Apply tile adhesive using a notched trowel over the area where the profile is to be placed.
3. Press the perforated anchoring leg of Schlüter®-RONDEC-STEP into the adhesive bed and align.
4. Trowel additional adhesive over the perforated anchoring leg to ensure full coverage and support of the tile edges.
5. Solidly embed the tiles so that the tiled surface is flush with the top of the profile; the profile should not be higher than the tiled surface, but rather up to approx. 1 mm lower. All tiles in the profile area must be completely set.
6. The tile is set tight against the integrated joint spacer, which ensures a uniform grout joint of 1.5 mm.
7. If using Schlüter®-RONDEC-STEP-CT, cut the width of the decorative insert to size and attach it with a suitable adhesive.
8. Fill the space between the tile and the profile completely with grout.
9. When installing sensitive surfaces, work with materials and tools that will not scratch or damage the surface. Remove residual adhesive or setting material immediately.
10. Matching pre-formed internal and external corner pieces are available.

Maintenance

Schlüter®-RONDEC-STEP requires no special maintenance or care. Do not use abrasive cleaning agents on sensitive surfaces. Applying lacquer can repair anodised layers.

Text template for tenders:

_____ linear metres of
Schlüter®-RONDEC-STEP, as a cover edge with a broad visible leg and rounded corners.
_____ linear metres of
Schlüter®-RONDEC-STEP-CT as a finishing profile with trapezoid perforated anchoring leg, a wide open channel area that holds decorative inserts to be supplied and professionally installed while observing the manufacturer's instructions.

Material:

- -AE = Anodised Aluminium
- -ACGB = Brushed chrome anod. aluminium


Profile height: ■ 8 mm ■ 10 mm ■ 12.5 mm

Art.-No.: _____


Material: _____/m

Labour: _____/m

Total: _____/m



Schlüter®-RONDEC-STEP



Schlüter®-RONDEC-STEP-CT

Product Overview

Schlüter®-RONDEC-STEP / Schlüter®-RONDEC-STEP-CT

AE = Anodised aluminium;

ACGB = Brushed chrome anodised aluminium;

Length supplied: 2.50 m

Material	AE	ACGB
H = 8 mm	•	•
H = 10 mm	•	•
H = 12.5 mm	•	•
External corner 90°	•	•
External corner 135°	•	•
Internal corner 90°	•	•
Internal corner 135°	•	•