

**The full DOCM pack for the 091 model Close Coupled Suite comprises:**

091	close coupled WC pan and cistern
091-DOCM	adaptor kit of spacers and special seat for DOCM height requirement
243	Mini wash hand basin
THB	Tap hole blank to convert WHB to single tap hole
6742SLMMT	Sequential Lever Manual Mixer Tap
TMV3 valve	thermostatic temperature controlled supply to avoid scalding
7305-S	Single stainless Steel toilet roll holder
741WP/BP	Grab rail set in white (WP) or blue (BP) coated mild steel (there is an option to have these in stainless steel - £20 extra List Price). Set no. 741 does <u>not</u> include a back rest rail/cushion.

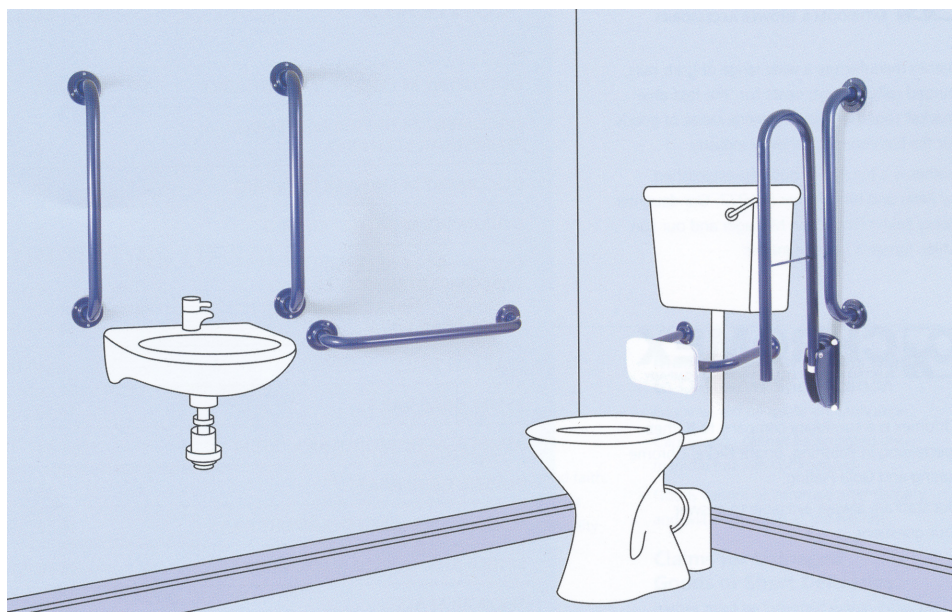
**The list price for the complete package is £2055.00***(Discounts will normally apply – please enquire for a nett price)*

This illustration shows the set of options for the grab bars

Note:

set 741 does not include the backrest rail/cushion and so is more suited to the 091 suite

set 742 does include the backrest rail/cushion (this is recommended with the 102 model, next page)



The bars included are:

1x 760mm swing double arm

4x 600mm (35mm dia) grab bars

1x Backrest with water resistant cushion (742 set only)

The Grab Rail List Prices supplied separately are:

White polyester finish:	£270.00 (741 – for 091WC)	£360.00 (742 – for 102 WC)
-------------------------	---------------------------	----------------------------

Blue polyester finish:	£270.00 (741 – for 091WC)	£360.00 (742 – for 102 WC)
------------------------	---------------------------	----------------------------

Satin Polish stainless steel finish:	£290.00 (741 – for 091WC)	£380.00 (742 – for 102 WC)
--------------------------------------	---------------------------	----------------------------

*(Discounts will normally apply – please enquire for a nett price)*

If you require any additional grab rails (other than shown in the drawings) over the standard pack (as shown in the 741:742 pack), please ask for a quote.



As previous page but for 102 model Back to Wall WC pan:

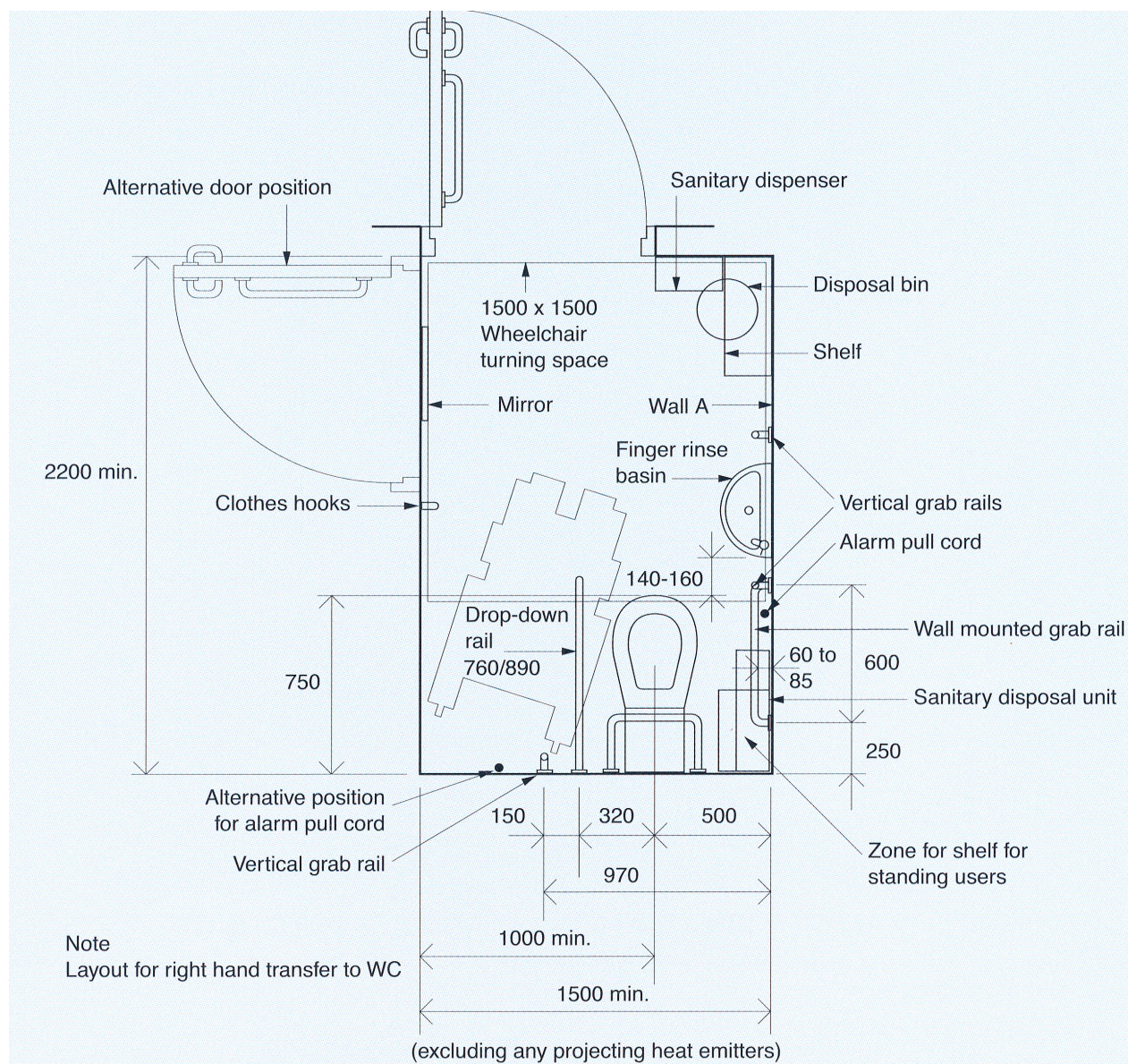
The full DOCM pack for the 102 model comprises:

102	Back to wall WC pan
142-AIR	Air dual flush cistern
102-DOCM	adaptor kit of spacers and special seat for DOCM height requirement
243	Mini wash hand basin
THB	Tap hole blank to convert WHB to single tap hole
6742SLMMT	Sequential Lever Manual Mixer Tap
TMV3 valve	Thermostatic temperature controlled supply to avoid scalding
7305-S	Single stainless Steel toilet roll holder
742WP/BP	Grab rail set in white (WP) or blue (BP) coated mild steel (there is an option to have these in stainless steel - £20 extra List Price). Set 742 <u>includes</u> a back rest rail/cushion.

The list price for the complete package is £1715.00

*(Discounts will normally apply – please enquire for a nett price)*

Typical Disabled WC room layout





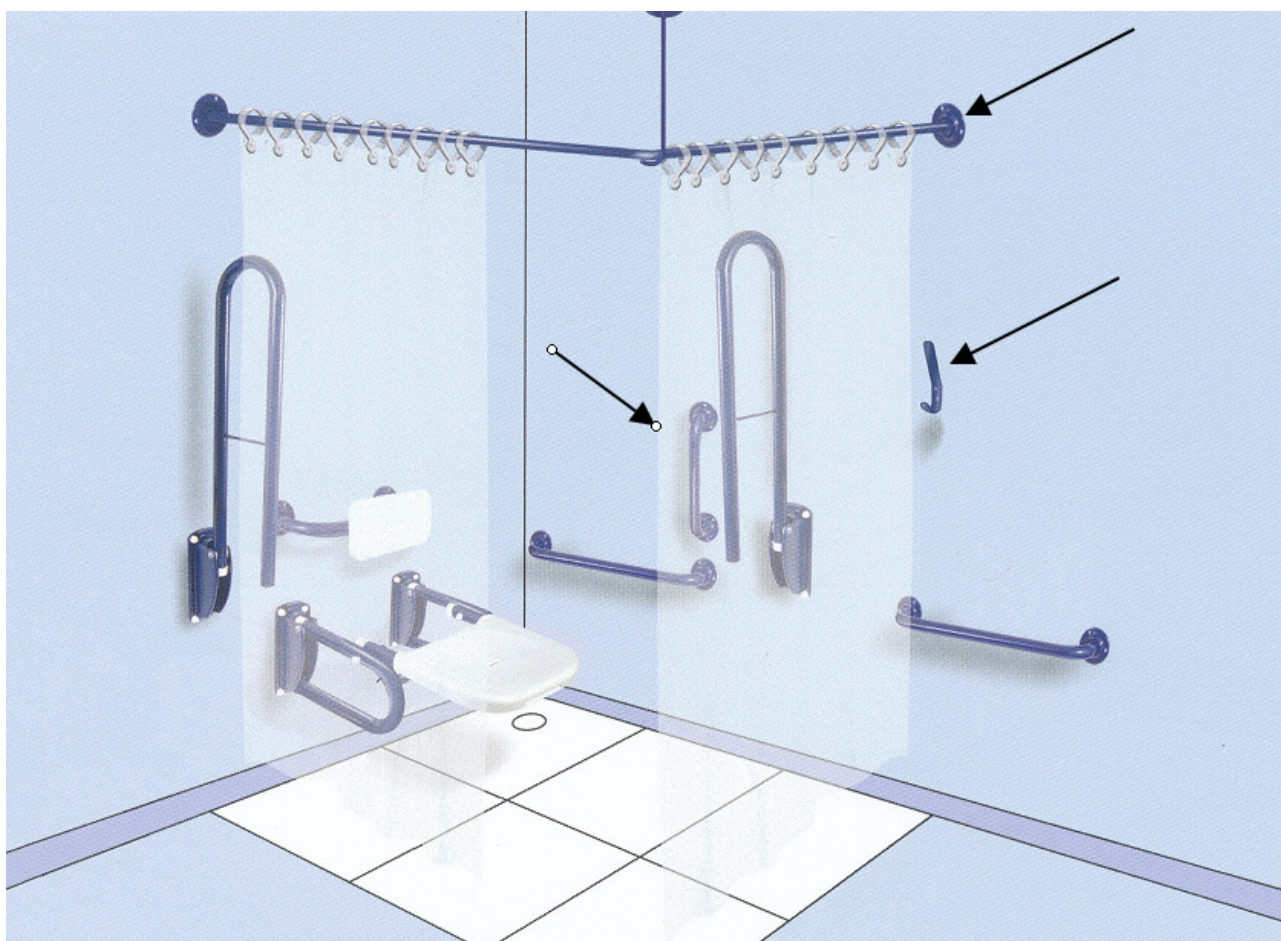
## DOC M packs are also available for shower rooms

The basic Shower Room DOC M pack comprises:

- 2x 760mm swing double arms
- 1x 150x 400 x 150 mm Backrest
- 1x waterproof cushion
- 1x Shower Seat (650mm projection)
- 2x 600mm (35mm dia) grab bars

Typical Shower Room Layout:

items arrowed are not included in the basic pack but may be ordered as optional extras.



The Grab Rail Shower Set List Prices supplied separately are:

White polyester finish:	£640.00
Blue polyester finish:	£640.00
Satin Polish stainless steel finish:	£690.00

*(Discounts will normally apply – please enquire for a nett price)*