



**hadrian**<sup>®</sup>

distributed in the UK & Europe by Relcross Ltd

**modular washroom systems**

toilet cubicles | screens | lockers

## Beautiful & Durable Stainless Steel

Washrooms will be closely scrutinised by all who use them and first impressions are vital, especially in public areas such as nightclubs, retail outlets and leisure facilities. The appearance of the restroom and its associated facilities can make or break a customer's opinion of the whole enterprise. Stainless steel is a natural choice for businesses, especially in environmentally sensitive projects. It is 100% recyclable and, if properly maintained, it will retain its original sheen and 'just installed' appearance for many years.

### Industry Best Fire Resistance

Hadrian's stainless steel toilet partitions are completely fireproof and will not give off toxic smoke if exposed to heat or flame. Fire resistance is a critical requirement of most building codes and no other product performs better.

### On Time Delivery

Hadrian leads the industry with fast lead times and in-stock material. We keep stainless steel headrail braced materials in stock in the UK for a fast turnaround.

### Cost Effective

Comparable to composite and phenolic type toilet cubicles, stainless steel is a cost effective option. Stainless steel achieves an upscale look and outstanding performance at an affordable price point. No project is too small. Why not let us offer you a quotation? You may be pleasantly surprised.

### Secure, Concealed Hardware

Hadrian's hinges and latches are set within the thickness of the door. A sanitary solution offering easy maintenance and modern styling. Hadrian's metal partitions hold fasteners better than other substrates. Red/Green Indicators with accessible turns are standard on all Elite & Elite Plus doors - secured with pin-Torx screws.

### Brushed Stainless Steel

Hadrian's type 304, #4 brushed stainless steel promotes a hygienic environment while offering excellent corrosion resistance and a clean, modern appearance.

### Embossed Stainless Steel

The unique textured pattern of embossed stainless steel offers added protection against abrasions, smudges and fingerprints (see page 16).

### Hybrid Stainless Steel

Bringing together #4 Brushed and Embossed Stainless Steel finishes. Hybrid stainless steel compartments feature an embossed interior for increased protection against vandalism and a #4 brushed finish on the exterior to maintain a clean, smooth appearance on the outside.

(See also, Sizes & Options Matrix pages 6 & 7)



Hadrian Elite, #4 Brushed Stainless Steel, Overhead Braced - Shake Shack, Cardiff, UK

### Straightforward Installation

Lighter materials and pre-drilled pilasters mean only one installer is required. Every part will be labelled and cross-referenced to shop drawings to ensure your installation goes without a hitch.

We have a technical help desk should problems occur during installation - **01380 729600**.



# HADRIAN UK | TOILET CUBICLES ELITE SERIES

## Powder Coated for Outstanding Performance

Offering the best value in the industry, our powder coated toilet cubicles address the key areas of durability, high recycled content, fire resistance and graffiti resistance. Elite, Elite Plus & Elite Max powder coated designs look fantastic and provide architectural grade installations to match all expectations in any type of building. Our modular design lends itself to systems where compliance with Legislation (Equality Act 2010) for LRV (Light Reflectance Values) is essential. We will include contrasting coloured stops and hinge side fillers for Powder Coated, Stainless Steel and Solid Plastic (HDPE) installations.

### Industry Best Fire Resistance

Hadrian's powder coated metal toilet partitions are completely fire-proof and will not give off toxic smoke if exposed to heat or flame.

### On Time Delivery

Hadrian leads the industry with fast lead times and in-stock material. We keep raw finish Elite design materials in the UK for a fast turnaround. We will paint to match any RAL colour of your choice to any gloss level. Factory powder coated colours are restricted to those shown on the colour card - visit our web site [www.hadrian-cubicles.co.uk](http://www.hadrian-cubicles.co.uk)

### Lower Cost Units

Powder Coated Elite Toilet Cubicles are the most economic option from Hadrian at approximately 66% of the cost of both stainless steel and solid plastic options. No project is too small. Why not let us offer you a quotation? You may be pleasantly surprised.

### Secure, Concealed Hardware

Hadrian's hinges and latches are set within the thickness of the door. A sanitary solution offering easy maintenance and modern styling. Hadrian's metal partitions hold fasteners better than other substrates. Red/Green Indicators with accessible turns are standard on all Elite & Elite Plus doors - secured with pin-Torx screws.

### Ex-Factory Designer Powder Coated Finishes

Hadrian's organic polymer powder coated finish is exceptionally maintenance-free and is resistant to abrasions, chemicals, detergents and acids.

### Durable, Repairable Material

Doors, panels and pilasters will not warp, chip, de-laminate or flake. Minor damage is repaired easily.

### Optional Anti-Graffiti Powder

With proven ASTM D6578 graffiti resistance, Hadrian's anti-graffiti toilet partitions are your best defence against unsightly scrawls. Graffiti can be removed without damaging the finish and without leaving a 'ghost' behind.

(See also, Sizes & Options Matrix pages 6 & 7)



*Hadrian Elite, Powder Coated, Floor Mounted - DAF Trucks, Haddenham, UK*

### High Recycled Content

With 50% recycled content (36% post-consumer and 14% pre-consumer) Hadrian's powder coated toilet partitions are an excellent choice for environmentally sensitive projects.

### Straightforward Installation

Lighter materials and pre-drilled pilasters mean only one installer is required. Every part will be labelled and cross-referenced to shop drawings to ensure your installation goes without a hitch.

We have a technical help desk should problems occur during installation - [01380 729600](tel:01380729600).



## Design Essentials | Elite, Elite Plus & Elite Max

Powder Coated & Stainless Steel Toilet Cubicles

### Craftsmanship at Every Corner

Hadrian's trademark corners are unmatched for their clean, attractive appearance. The superior strength of Hadrian's full corner weld creates a hygienic seal and prevents parts from loosening and detaching.



### Full Vertical Core

Doors, panels and pilasters are structurally reinforced with 13mm cell vertical honeycomb, bonded from top to bottom and edge to edge throughout their entire core. The honeycomb reinforcement enhances strength, sound absorption and overall impact resistance.



### Locking Edge Bar

All components are tack welded and interlocked under tension with a roll-formed oval crown locking bar for continuous bonding and a permanent, hygienic seal.



### Barrier Free Turns

Hadrian's exclusive Barrier Free Turn can be activated with a short, easy movement and without finger-grip application.



### Red/Green Indicators

Easy to install Red/Green Indicator in satin finish stainless steel - supplied with all Elite & Elite plus systems. Emergency override is achieved using a large flat head screw driver.




## Design Essentials | Elite, Elite Plus & Elite Max

Powder Coated & Stainless Steel Toilet Cubicles

### Continuous Channels

Full height continuous channels are available for all panel to pilaster, panel to wall and pilaster to wall connections. The full height channels match the finish of the cubicles while also eliminating sightline gaps.



### Stainless Steel Wrap-Around Hinges

Hadrian's #4 brushed stainless steel wrap-around hinges offer durability and flawless performance. The metal core of Hadrian's upper hinge pin provides sturdy support while the self-lubricating nylon sleeve ensures smooth, quiet operation. The threaded pin can be removed easily and reinserted if necessary.



### Anti-Grip Headrail

Available in a standard anodized finish or brushed finish to complement the look of stainless steel, Hadrian's double-ridge, anti-grip headrail design deters boisterous activity and consequent damage, while still offering a smooth track for shower curtain hooks.



### Stainless Steel Pilaster Shoes

Pilaster shoes are supplied #4 brushed stainless steel with an optional bright stainless steel finish available to order.

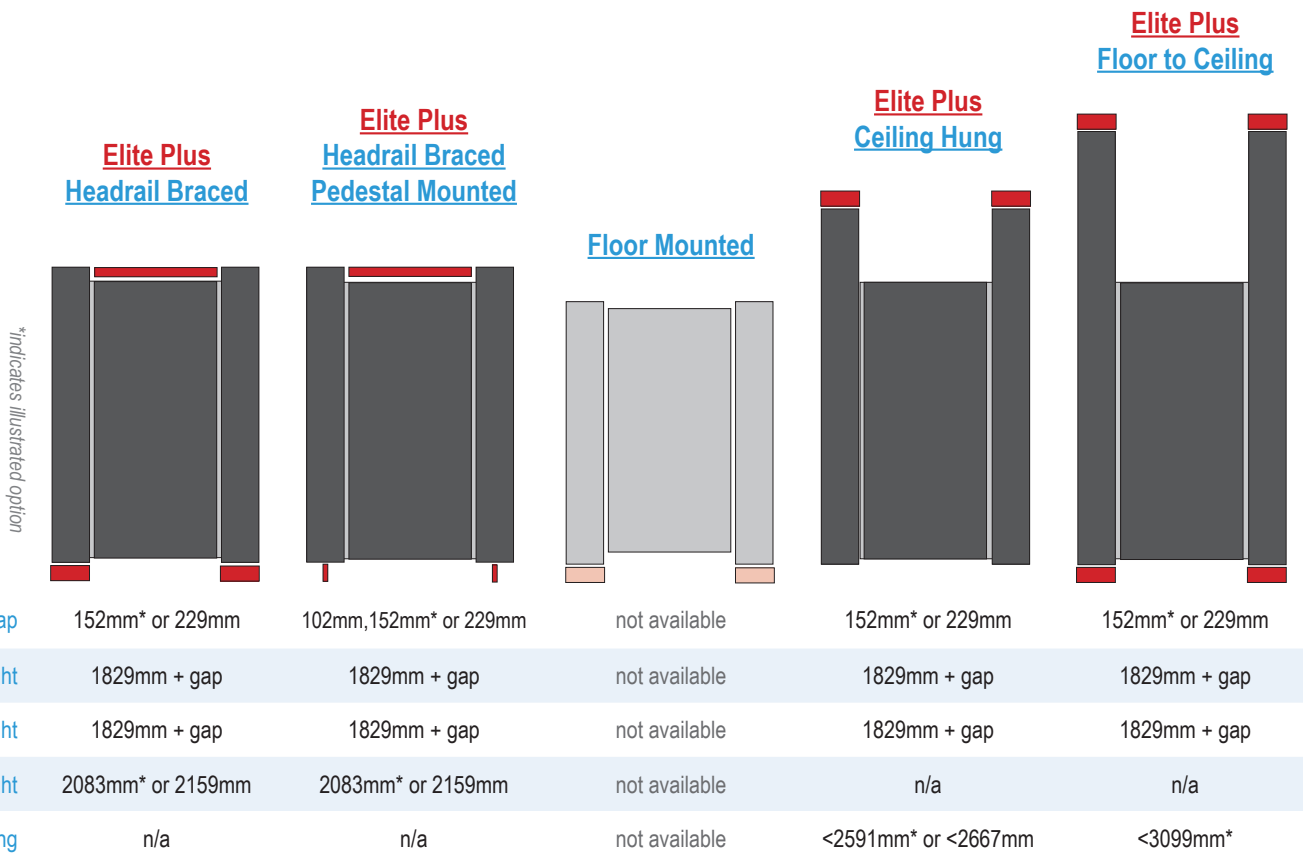
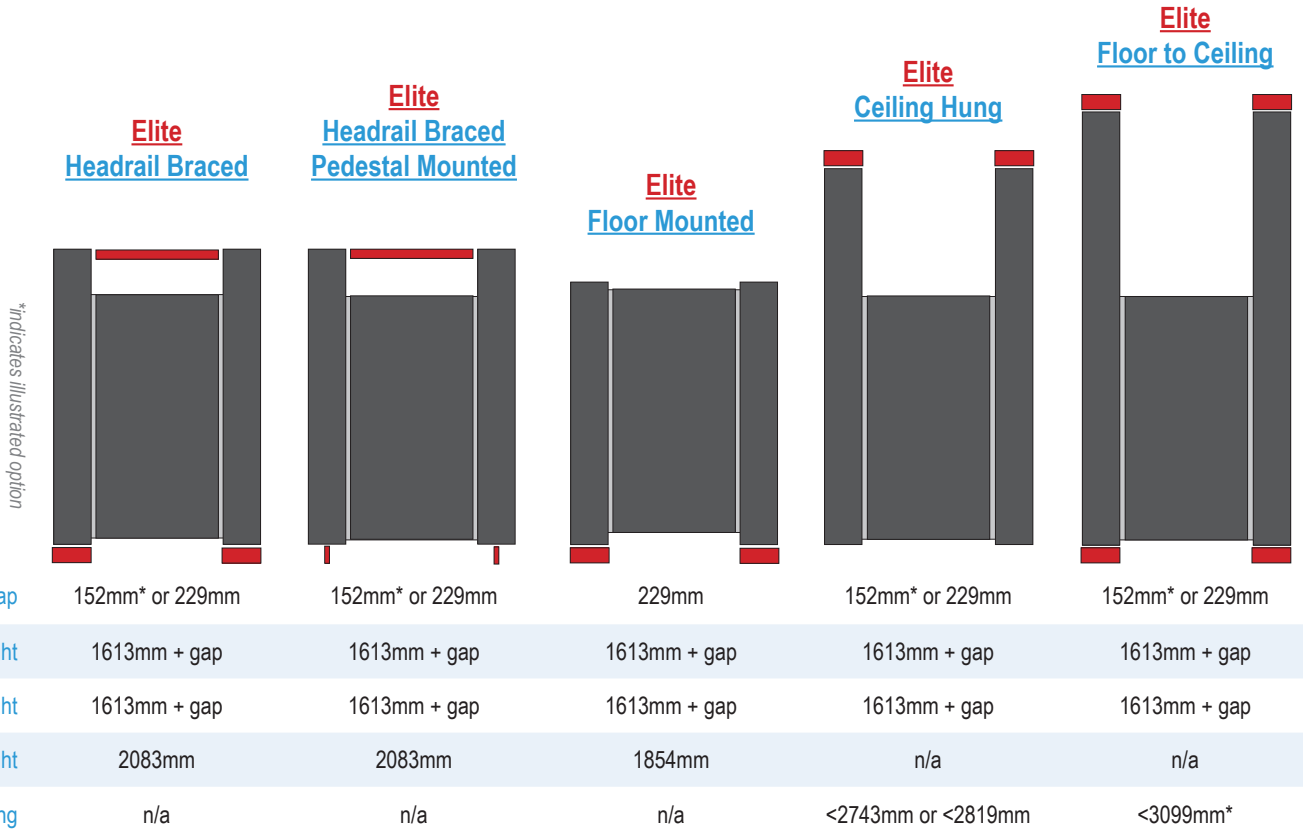


### Fasteners






Available in stainless steel, fasteners are mainly theft-proof 6-lobe security pin-Torx head screws to deter vandalism.




# HADRIAN UK | SIZES & OPTIONS MATRIX **ELITE SERIES**



# HADRIAN UK | SIZES & OPTIONS MATRIX ELITE SERIES

	<b>Elite Max</b> <b>Headrail Braced</b>	<b>Elite Max</b> <b>Headrail Braced</b> <b>Pedestal Mounted</b>	<b>Floor Mounted</b>	<b>Ceiling Hung</b>	<b>Elite Max</b> <b>Floor to Ceiling</b>
<i>*indicates illustrated option</i>					
floor gap	152mm* or 229mm	102mm* or 229mm	not available	not available	152mm* or 229mm
door height	2134mm + gap	2134mm + gap	not available	not available	2134mm + gap
panel height	2134mm + gap	2134mm + gap	not available	not available	2134mm + gap
pilaster height	2356mm* or 2432mm	2305mm* or 2432mm	not available	not available	n/a
ffl to ceiling	n/a	n/a	not available	not available	<3099mm*

	<b>Elite Max (XL)</b> <b>Headrail Braced</b>	<b>Elite Max (XL)</b> <b>Headrail Braced</b> <b>Pedestal Mounted</b>	<b>Floor Mounted</b>	<b>Ceiling Hung</b>	<b>Elite Max (XL)</b> <b>Floor to Ceiling</b>
<i>*indicates illustrated option</i>					
floor gap	152mm* or 229mm	102mm* or 229mm	not available	not available	152mm* or 229mm
door height	2337mm + gap	2337mm + gap	not available	not available	2337mm + gap
panel height	2337mm + gap	2337mm + gap	not available	not available	2337mm + gap
pilaster height	2559mm* or 2635mm	2508mm* or 2635mm	not available	not available	n/a
ffl to ceiling	n/a	n/a	not available	not available	<3099mm*



# HADRIAN UK | TOILET CUBICLES SOLID PLASTIC (HDPE)

## for Challenging Washroom Environments

Hadrian's solid plastic toilet cubicles are made from durable high density polyethylene (HDPE) material and offer the utmost in strength and durability. Built to conventional North American designs, the gap from the floor to the underside of the door & panels is fixed at 356mm .

### Built to Last

Solid plastic cubicles are the ideal choice for schools, sporting venues, airports and any environment where vandalism and casual abuse may be expected. Solid plastic will stand strong and resist all but the most determined attack. Solid plastic will not delaminate, dent, flake or crack.

### Uniform Colour Throughout

Hadrian's plastic material features solid colour throughout, which means that minor scratches can be repaired successfully without the need to replace panels.

### Heavy Duty Hardware

Standard specification heavy duty hinges and latches resist wear and are through bolted for added strength. Fasteners are theft-resistant 6-lobe security head stainless steel screws to deter vandalism.

### UK Privacy Requirements

Solid Plastic (HDPE) toilet cubicles are supplied with doors @ 1397mm and a gap from floor to door underside @ 356mm. This means the overall door height is set @ 1753mm. This is the North American norm - not always viewed as appropriate to our more reserved European sensibilities. Please check client expectations carefully before embarking upon a specification for Solid Plastic.

### Full Height Channels

Full height continuous aluminium or plastic channels are available to eliminate the sightline gaps for all panel to pilaster, panel to wall and pilaster to wall connections.

### Easy to Maintain

From a maintenance point of view, nothing could be easier! Hadrian's solid plastic partitions practically take care of themselves, making them an ideal choice for harsh washroom environments.

### Recycled Content

Hadrian's solid plastic colours all have a minimum pre-consumer recycled content of 30%.

### Industry Leading Warranty

With an industry leading 25-year warranty, Hadrian is confident that its solid plastic toilet cubicles will stand the test of time.



*Hadrian Solid Plastic (HDPE), Overhead Braced - Generic Corner Installation*

### Integral Hinge

To enhance the privacy features of the installation we can provide the optional integral hinge system which projects a clean, uncluttered appearance.



This eliminates the need for exposed fasteners on the hinge side and closes the sightline gap to that side of the door. Inconspicuous and virtually maintenance-free, the integral hinge is a great alternative to Hadrian's standard wrap-around offering. Available for headrail braced styles only.





## Vandal Resistant Design

Designed to meet the requirements of the most demanding washroom environments, solid plastic toilet cubicles are made with the most durable, damage-resistant plastic possible. Solid plastic toilet cubicles can withstand dramatic temperature changes, are non-porous and will never corrode. Built to last, with 14 colours to choose from, you will not need to sacrifice style for durability.

### Solid Core with No Air Pockets

Hadrian's plastic material features a solid core and does not contain foaming agents which can cause the formation of air pockets.

### Graffiti Resistant

Hadrian's solid plastic toilet partitions offer excellent graffiti resistance, allowing most graffiti to be removed.

### Stainless Steel Hardware Upgrades

- Full height stainless steel channels eliminate the sightline gaps for all panel to pilaster, panel to wall, and pilaster to wall connections
- Stainless steel continuous hinge
- Stainless steel latch
- Stainless steel stop and keeper
- #4 brushed stainless steel shoes

### Headrail

Hadrian's easy-to-install cap-over headrail ensures a rigid finished installation. For joining two pieces together, the headrail system features a convenient snap-fit design that does not require extra fasteners.

### Pilaster Shoes

Durable and easy to maintain, Hadrian's 76mm high stainless steel anchor shoes look great and make installation easy. Ceiling hung and floor to ceiling toilet cubicles use 102mm high stainless steel shoes.

### Fasteners

Fasteners are theft-proof 6-lobe security head stainless steel screws to deter vandalism

### Certified Class B or NFPA 286 Solid Plastic

Hadrian offers a full range of certified CLASS B colours meeting the requirements of ASTM E 84 (Flame Spread Index: 26-75 / Smoke Developed Index: 0-450).

NFPA 286 plastic is available for the following colours, at an upcharge: 211 Black, 212 Blueberry, 223 Linen, 227 Paisley, 231 Slate and 239 Grey. NFPA 286 colors may be slightly darker than Class B colours.



Hadrian Solid Plastic (HDPE), 1400mm Ceiling Hung - w. Stabilizing Bars



## Mounting Options

### Headrail Braced

Headrail braced compartments are a great choice for virtually any facility. These units are especially recommended in heavy-use areas such as schools, institutions and industrial settings. The anti-grip top rail deters boisterous activity while ensuring a rigid and secure installation.

Elite, Elite Plus & Elite Max Powder Coated | Solid Plastic (HDPE) | Elite, Elite Plus & Elite Max Stainless Steel



Headrail Braced

### Floor Mounted\*

The clean lines of floor mounted units lend an air of spaciousness to these installations. The absence of any top structure makes them the ideal choice for high ceiling areas and allows a wide range of complementary architectural and interior decoration possibilities.

\*Available with the standard Elite system only due to structural restrictions.

Elite Powder Coated | Elite Stainless Steel



Floor Mounted

### Ceiling Hung

Ceiling hung units present a clean, contemporary appearance. They permit quick, easy floor maintenance, especially when combined with wall-hung fixtures. Ceiling hung partitions are recommended for modernization where a drop ceiling or open span construction can be used.

Elite & Elite Plus Powder Coated | Solid Plastic (HDPE) | Elite & Elite Plus Stainless Steel



Ceiling Hung

### Floor to Ceiling

Floor to ceiling units are extremely strong and resistant to abuse as they are securely connected to the floor, ceiling and walls. This configuration is ideal for high abuse areas and installations that require extra durability.

Elite, Elite Plus & Elite Max Powder Coated | Solid Plastic (HDPE) | Elite, Elite Plus & Elite Max Stainless Steel



Floor to Ceiling

*drawings are representative only*



## Urinal & Privacy Screens

Hadrian provides matching screens for each of its design styles in all materials, i.e. powder coated, stainless steel, embossed stainless steel and solid plastic. Wall mounted options offer best floor cleaning access. Floor mounted screen options may be used in any situation (both Male & Female facilities) offering additional privacy behind doors and at open access routes.

### Wall Mounted Elite, Elite Plus & Elite Max Powder Coated Urinal Screens

Height - 1220mm  
Depth - 457mm or 610mm  
Recommended Mounting Clearance - 305mm

### Wall Mounted Elite, Elite Plus & Elite Max Stainless Steel Urinal Screens

Height - 1220mm  
Depth - 457mm or 610mm  
Recommended Mounting Clearance - 305mm

### Wall Mounted Solid Plastic (HDPE) Urinal Screens

Height - 1220mm  
Depth - 457mm or 610mm  
Recommended Mounting Clearance - 305mm



Wall Mounted Screens

### Floor Mounted Elite, Elite Plus & Elite Max Powder Coated Urinal Screens/Privacy Screens

Height - 1626mm  
Depth - 457mm to 1473mm  
Recommended Mounting Clearance - 152mm  
Supporting Pilaster - 127mm

### Floor Mounted Elite, Elite Plus & Elite Max Stainless Steel Urinal/Privacy Screens

Height - 1626mm  
Depth - 457mm to 1473mm  
Recommended Mounting Clearance - 152mm  
Supporting Pilaster - 127mm

### Floor Mounted Solid Plastic (HDPE) Urinal/Privacy Screens

Height - 1397mm  
Depth - 610mm or 864mm  
Recommended Mounting Clearance - 356mm  
Supporting Pilaster - 127mm



Floor Mounted Screens

*drawings are representative only*



## Attractive, Effective & Secure Storage

The clean lines, durability and quiet operation of Emperor Corridor Lockers make them the ideal choice for virtually any facility. Available in a wide range of sizes, tiers and designer colours, Emperor Corridor Lockers are an attractive, effective and secure storage solution. The modular design with multiple trim options provides a flexible solution to fill just about any space.

### Outstanding Fire Resistance

Fire resistance is an important consideration for any public space. Hadrian's powder coated metal lockers are completely fireproof and will not give off toxic smoke if exposed to heat or flame.

### Whisper Quiet

The rigid construction and honeycomb silence zones in Emperor Corridor Lockers make them the quietest lockers available. Busy school corridors are loud enough without your lockers contributing to the noise!

### Unique Venting Design

The intelligent and unobtrusive frame venting design of Emperor Corridor Lockers allows for a clean, attractive door surface that is unblemished by vents, which are common in other designs.

### Minimal Maintenance

With a full length continuous hinge that always stays properly adjusted and a trouble-free single-point latch system, Emperor Corridor Lockers are virtually maintenance free.

### Durable Powder Coated Finish

Powder coating outperforms other paint processes by applying a hard, even and run-free finish, standard on all Hadrian lockers. Doors and frames may be two-toned at no extra charge.

### Rigid Door Construction

Doors feature a full 25mm thick double pan welded box design for improved rigidity and durability. Cell honeycomb is used for added impact resistance and silence when closing.

### Full Height Continuous Hinges

This standard feature adds strength and durability, keeping the door squarely adjusted, ensuring it closes neatly into the frame every time.



### Straightforward Installation

Lockers are supplied fully assembled (maximum bank of 5) or in knocked down format. Installers have a choice of rivets or nuts & screws for assembly. Rivets offer extra strength and a tamper-proof fastening solution, saving time on installation.



## Locking & Additional Features

Emperor Corridor Lockers may be specified to fill just about any available space. Individual stacks may be arranged in banks from 1 to 5 with each stack comprising from 1 to 6 tiers. The desired number of individual lockers and available space will dictate the number of stacks required and tiers required per stack. Normally, lockers will be supplied to site in knocked down format for assembly in situ.



*\*Friction latch lockers are secured using padlocks.*



*Springbolt & Deadbolt versions are available.*



*\*\*Positive latch lockers are secured using padlocks.  
Only available with certain Emperor Corridor Lockers*

### Friction Latch System\*

Friction Latch is Hadrian's default latch system. With no moving parts, the friction latch system ensures that doors remain adjusted and trouble-free.

### Integral Combination Latch System

Hadrian's Integral Combination Latch provides a secure and stylish latch area. We use Master Lock products on all installations.

### Positive Latch System\*\*

The positive latch hasp is located within a recessed, extruded aluminium lock pocket for a clean, uncluttered appearance.

Restrictions apply.

## Rust Resistance & Upgrades

Powder coated cold rolled steel outperforms and resists rust better than liquid painted electro-galvanized steel. For the ultimate in rust resistant lockers, Hadrian's upcharge option features a full galvanneal product with our superior powder coated finish.

Thicker paint application helps to combat rust. Powder coating allows for a greater paint thickness to be applied without compromising surface uniformity. Wet paints simply cannot achieve the same thickness without the threat of unsightly runs and surface irregularities.



Installation instructions & maintenance routines are downloadable at [www.hadrian-cubicles.co.uk](http://www.hadrian-cubicles.co.uk)



## Built by Professionals, Used by Professionals

With superior strength, maximum airflow, quiet operation and a durable powder coated finish, Gladiator Athletic & Gym Lockers redefine attractive locker room storage provision. Heavy duty components integrated with a user friendly rugged design create the ultimate secure athletic & gym locker. Fully ventilated doors and sides allow increased air flow - necessary for all serious sporting environments.

### Outstanding Fire Resistance

Fire resistance is an important consideration for any public space. Hadrian's powder coated metal lockers are completely fireproof and will not give off toxic smoke if exposed to heat or flame.

### Whisper Quiet

The rigid construction and honeycomb silence zones in Gladiator Athletic Lockers make them the quietest lockers available. Silence zones are available on all single, double and triple tier doors.

### Maximum Ventilation

Fully ventilated doors and sides with 13mm and 25mm oval perforations allow for maximum air circulation with visual access at the door and all exposed sides.

### Minimal Maintenance

With a full length continuous hinge that always stays properly adjusted and a trouble-free single-point latch system, Gladiator Athletic Lockers are virtually maintenance free.

### Durable Powder Coated Finish

Powder coating outperforms other paint processes by applying a hard, even and run-free finish, standard on all Hadrian lockers. Doors and frames may be two-toned at no extra charge.

### Rigid Door Construction

Doors feature a full 25mm thick double pan welded box design (16 gauge outer/18 gauge inner) for improved rigidity and durability.

### Full Height Continuous Hinges

This standard feature adds strength and durability, keeping the door squarely adjusted, ensuring it closes neatly into the frame every time.



### Straightforward Installation

Lockers are supplied fully assembled (maximum bank of 5) or in knocked down format. Installers have a choice of rivets or nuts & screws for assembly. Rivets offer extra strength and a tamper-proof fastening solution, saving time on installation.

We have a technical help desk should problems occur during installation - **01380 729600**.



## Locking & Additional Features

Gladiator Athletic & Gym Lockers may be specified to fill just about any available space. Individual stacks may be arranged in banks from 1 to 5 with each stack comprising from 1 to 4 and 6 tiers. The desired number of individual lockers and available space will dictate the number of stacks required and tiers required per stack. Lockers will be supplied to site in knocked down format for assembly in situ.



*\*Friction latch lockers are secured using padlocks.*



*Springbolt & Deadbolt versions are available.*

### Friction Latch System\*

Friction Latch is Hadrian's default latch system. With no moving parts, the friction latch system ensures that doors remain adjusted and trouble-free.

### Integral Combination Latch System

Hadrian's Integral Combination Latch provides a secure and stylish latch area. We use Master Lock products on all installations.

### Locker Bench Seats

Locker Bench Seats are manufactured using hardwood laminate with a clear lacquer finish. Bench corners and edges are rounded for comfort and safety. The aluminium bench pedestals are available to order with mounting hardware for permanently fixed locations or as free standing movable units. Rubber levelling shims are available for unevenly tiled floors. Pedestals are available in any of the Hadrian Designer Colours to match lockers or other decor.



Stylish in appearance, Hadrian's benches lend functionality to any locker room environment.



Installation instructions & maintenance routines are downloadable at [www.hadrian-cubicles.co.uk](http://www.hadrian-cubicles.co.uk)



# hadrian<sup>®</sup>

Quality products - delivered fast to keep you on schedule

Relcross Ltd (trading as)

Hadrian UK

Hambleton Avenue

DEVIZES

Wiltshire

SN10 2RT

United Kingdom

T: + 44 (0) 1380 729 600

email: [sales@relcross.co.uk](mailto:sales@relcross.co.uk)

[www.hadrian-cubicles.co.uk](http://www.hadrian-cubicles.co.uk)