

Car Parks (SuDS) - Stonebound

Typical base build up for cars & occasional light delivery vehicles

Recommended Specification for Stonebound

stonebound[®]

Surface Course

Hand applied and trowelled to a smooth finish by Addagrip approved installers

Binder Course

Laid by others in well compacted layer to a minimum fall of 1.5% (1 in 66)

Road Base

Laid by others in well compacted layer.

Sub-base




Laid by others in well compacted layers to a minimum fall of 1.5% (1 in 66)

Optional membrane

Capping Layer

Sub-grade

0.5mm dia. grit cast onto uncured surface



Typical depth of resin bound surface:

6mm aggregate formulation min. 18mm
10mm aggregate formulation min. 24mm

(3mm aggregate formulation min. 12mm is semi-porous)

A 30mm depth of AC 14 Open Surface asphalt concrete max 100/150 pen to BS EN 13108-1:2006 (Bituminous Macadam)

A 60mm minimum depth of maximum AC 20mm open graded asphalt concrete max 100/150 pen to BS EN 13108-1:2006 (Bituminous Macadam)

A 300-500mm depth of well compacted, non-frost susceptible Type 3 granular sub-base to SHW clause 805 or 4/20mm graded crushed concrete aggregate to EN12620 or recycled aggregates which comply with the above, blinded with 2/6.3mm graded crushed concrete aggregate to EN12620

A geotextile membrane to prevent upward migration of fine soil particles (optional)

Note:

Addagrip Resin Bound Surfaces can be overlaid onto existing asphalt or concrete surfaces of suitable construction for the traffic expected. Any movement joints/construction joints in concrete should reflect through the surface. Cracks should be broken out if necessary and filled with a polymer/cement crack filling material.

Areas that may be trafficked by heavy vehicles should have structural layers designed according to the Highways Agency.

A suitable steel, wood, brick, stone or aluminium edging should be provided to ensure a neat edge detail.

The maximum tolerance of the base should not exceed 3mm under a 1m straight edge.

If plastic or silty sub-grade is present, a capping layer should be used in accordance with HA Design Manual for Road and Bridges HD25.

If there is a danger of ponding, the sub-base should be laid to falls.

Total sub-base thickness will be dictated by loading and attenuation requirements.

Any advice, recommendation or information given by Addagrip Terraco Ltd is based on practical experience and is believed to be accurate at the time of publication. No liability or responsibility of any kind (including liability for negligence) is accepted in this respect by the company, its Servants or Agents.

The figures quoted do not constitute a specification, they represent typical values obtained for this product.