

TATA STEEL



Hybox® 355 technical guide

Structural hollow sections



A close-up photograph of a metal structure, likely a window or door frame, featuring several bolts and a purple semi-circular overlay on the left side. The background is a bright, overexposed area, possibly a window or sky.

Contents

- 03 Introduction
- 04 Technical data
- 06 Size range charts
- 08 Sectional properties Hybox® 355 Circular
- 11 Sectional properties Hybox® 355 Square
- 13 Sectional properties Hybox® 355 Rectangular

HYBOX® 355

Hybox® 355 is a cold formed, high-grade multi-purpose hollow section, offering trusted formability and toughness. It is batch-tested for your assurance.

Hybox® 355 key features:

- Excellent quality, made with steel from a high quality production process
- Minimum strength of 355 MPa
- Properties suitable for low temperature applications (-20°C)
- Dimensional consistency and corner radius controlled
- High levels of formability and, because the steel is fully-killed, excellent weldability
- Suitable for applications demanding specific properties
- Suitable for structural applications and fully compliant with design codes
- Batch-tested to give the properties of the specific delivered material; full test certification supplied
- Clearly marked as **Hybox® 355**, with the reassurance of batch traceability
- Specific technical support available
- Excellent supply availability through approved stockholders
- All **Hybox® 355** material is CE marked and is fully compliant with the Construction Products Directive.

TECHNICAL DATA

High strength cold formed hollow sections suitable for construction and mechanical applications where controlled specifications and associated design regulations apply.

Hybox® 355 hollow sections are supplied with a minimum yield strength of 355 N/mm² and fully comply with the European Standard for cold formed structural hollow sections, EN10219: S355J2H.

Chemical composition and mechanical properties

Yield strength R _{eH} min N/mm ²	Tensile strength R _m N/mm ²		Elongation % min L ₀ = 5,65 √S ₀ specimen	Impact strength 10mm x 10mm		Chemical composition % max					Carbon equivalent (CEV) max
	T < 3	3mm ≤ T ≤ 40mm		°C	J	C	Si	Mn	P	S	
T ≤ 16mm 355	T < 3 510-680	3mm ≤ T ≤ 40mm 470-630	T ≤ 40mm 20*	-20	27	0.22	0.55	1.60	0.030	0.030	0.45

* For section sizes D/T < 15 (circular) and (B+H)/2T < 12.5 (square/rectangle) min elongation is reduced by 2%.

Hybox® 355 is produced from fully-killed steel – critical to formability and weldability.

Inspection and testing

Hybox® 355 hollow sections EN10219: S355J2H are subject to specific inspection and testing and are supplied with an inspection certificate type 3.1 to EN10204.

Designation

Hybox® 355 hollow sections are designated by their product name, outside dimensions and thickness in millimetres.

CE marking

All **Hybox® 355** material is CE marked and is fully compliant with the Construction Products Directive.

Examples

Rectangular Hollow Section

Hybox® 355 100 x 50 x 4.0

or **100 x 50 x 4.0 RHS EN10219: Part 1: S355J2H**

Circular Hollow Section

Hybox® 355 114.3 x 5.0

or **114.3 x 5.0 CHS EN10219: Part 1: S355J2H**

Dimensional tolerances EN10219: Part 2

	Circular	Square/Rectangular	
		Side length (mm)	Tolerance
Outside dimension (D B and H)	±1% with a min of ±0.50mm and a max of ±10mm	H,B < 100	±1% with a min of ±0.5mm
Thickness (T)	For D ≤ 406.4mm T ≤ 5mm ±10% T > 5mm ±0.50mm For D > 406.4mm ±10% with a max of ±2mm	100 ≤ H,B ≤ 200	±0.8%
		H,B > 200	±0.6%
		T ≤ 5mm	±10%
Out of roundness (O)	2% for D/T < 100, where D/T ≥ 100 out-of-roundness tolerance to be agreed	T > 5mm	±0.50mm
Concavity/Convexity (independent tolerance on outside dimensions)	–	Max 0.8% with a min of 0.5mm	
Squareness of side	–	90° ± 1°	
External corner profile (radius need not be tangential to the sides) EN10219: Part 2 Table 3	–	T ≤ 6.0	1.6T to 2.4T
		6.0 < T ≤ 10.0	2.0T to 3.0T
		T > 10.0	2.4T to 3.6T
Twist (V)	–	2mm plus 0.5mm/m length	
Straightness	0.20% of total length & 3mm over any 1m length	0.15% of total length & 3mm over any 1m length	
Mass (M)	±6% on individual lengths	±6% on individual lengths	
Length	-0 +50mm	-0 +50mm	

Hybox® 355 Square Hollow Sections – length and tolerances

Size mm	Standard mill lengths m	Special mill lengths (UK) m**	Special mill lengths (NL) m**	Tolerance mm
25 x 25 uti 30 x 30	6.0, 7.5	6.0 - 8.0	n/a	+ 50-0
40 x 40	6.0, 7.5, 10.0 & 12.0	6.0 - 12.0	3.2 - 12.8	+ 50-0
50 x 50	6.0, 7.5, 10.0 & 12.0	6.0 - 12.0*	3.2 - 15.0	+ 50-0
60 x 60	6.0, 7.5, 10.0 & 12.0	6.0 - 12.0*	5.0 - 14.0	+ 50-0
70 x 70	6.0, 7.5, 10.0 & 12.0	6.0 - 14.0	5.0 - 15.0	+ 50-0
80 x 80 uti 100 x 100	6.0, 7.5, 10.0, 12.0 & 15.0	6.0 - 15.0	5.0 - 15.0	+ 50-0
120 x 120 uti 250 x 250	6.0, 7.5, 10.0, 12.0 & 15.0	6.0 - 18.0	6.0 - 18.0	+ 50-0
300 x 30 uti 400 x 400	6.0, 7.5, 10.0, 12.0 & 15.0	6.0 - 18.0	n/a	+ 50-0

(uti – up to and including)

* For sizes 50 x 50 x 5.00 & 60 x 60 x 5.00, the maximum length available is 7.5m

Hybox® 355 Rectangular Hollow Sections – length and tolerances

Size mm	Standard mill lengths m	Special mill lengths (UK) m**	Special mill lengths (NL) m**	Tolerance mm
50 x 25	6.0, 7.5 & 10.0	6.0 - 10.0	n/a	+ 50-0
50 x 30 uti 60 x 40	6.0, 7.5, 10.0 & 12.0	6.0 - 12.0*	3.2 - 12.8	+ 50-0
70 x 40 uti 80 x 60	6.0, 7.5, 10.0, 12.0 & 15.0	6.0 - 15.0*	5.0 - 15.0	+ 50-0
90 x 50	6.0, 7.5, 10.0 & 12.0	6.0 - 12.0	5.0 - 15.0	+ 50-0
100 x 40	6.0, 7.5, 10.0, 12.0 & 15.0	6.0 - 15.0	5.0 - 15.0	+ 50-0
100 x 50 uti 100 x 60	6.0, 7.5, 10.0 & 12.0	6.0 - 13.0	5.0 - 15.0	+ 50-0
100 x 80 uti 120 x 40	6.0, 7.5, 10.0, 12.0 & 15.0	6.0 - 15.0	5.0 - 15.0	+ 50-0
120 x 60	6.0, 7.5, 10.0 & 12.0	6.0 - 13.0	5.0 - 15.0	+ 50-0
120 x 80	6.0, 7.5, 10.0, 12.0 & 15.0	6.0 - 15.0	5.0 - 15.0	+ 50-0
140 x 80 uti 150 x 100	6.0, 7.5, 10.0, 12.0 & 15.0	6.0 - 18.0	6.0 - 18.0	+ 50-0
160 x 80	6.0, 7.5, 10.0 & 12.0	6.0 - 14.0	6.0 - 18.0	+ 50-0
180 x 80 uti 300 x 200	6.0, 7.5, 10.0, 12.0 & 15.0	6.0 - 18.0	6.0 - 18.0	+ 50-0
400 x 200 uti 500 x 300	6.0, 7.5, 10.0, 12.0 & 15.0	6.0 - 18.0	n/a	+ 50-0

(uti – up to and including)

* For sizes 60 x 40 x 5.00 & 80 x 40 x 5.00, the maximum length available is 7.5m

Hybox® 355 Circular Hollow Sections – length and tolerances

Outside diameter mm	Standard mill lengths mm	Special mill lengths (UK) m	Special mill lengths (NL) m**	Tolerance mm
33.7	6.0 & 7.5	6.0 - 8.0	3.2 - 12.8	+ 50-0
42.4	6.0, 7.5, & 8.5	6.0 - 10.0	3.2 - 12.8	+ 50-0
48.3 - 60.3	6.0, 7.5, 8.5 & 12.0	6.0 - 12.0	3.2 - 12.8	+ 50-0
76.1 - 114.3	6.0, 7.5, 8.5 & 12.0	6.0 - 14.0	5.0 - 12.5	+ 50-0
139.7 - 193.7	6.0, 7.5, 8.5, 12.0 & 15.0	6.0 - 15.0	6.0 - 18.0	+ 50-0
219.1 - 323.9	6.0, 7.5, 8.5, 12.0 & 15.0	6.0 - 18.0	6.0 - 18.0	+ 50-0
355.6 - 508.0	6.0, 7.5, 8.5, 12.0 & 15.0	6.0 - 18.0	n/a	+ 50-0

** Lengths available in 100mm increments

SIZE RANGE CHARTS

Hybox® 355 Circular Hollow Sections

Outside Diameter (mm)	Thickness (mm)											
	3.0	3.5	4.0	4.5	5.0	6.0	6.3	8.0	10.0	12.0	12.5	16.0
33.7	■											
42.4	■											
48.3	■		■									
60.3	■		■									
76.1	■		■									
88.9	■	■	■		■		■					
114.3	■	■	■		■	■	■					
139.7	■		■		■	■	■	■	■			
168.3			■	■	■	■	■	■	■		■	
193.7			■		■	■	■	■	■		■	
219.1				■	■	■	■	■	■	■	■	■
244.5					■	■	■	■	■	■	■	■
273.0			■	■	■	■	■	■	■	■	■	■
323.9					■	■	■	■	■	■	■	■
355.6					■	■	■	■	■	■	■	■
406.4						■	■	■	■	■	■	■
457.0						■	■	■	■	■	■	■
508.0						■	■	■	■	■	■	■

Hybox® 355 Square Hollow Sections

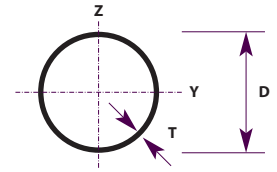
Size (mm)	Thickness (mm)											
	2.0	2.5	3.0	3.5	4.0	5.0	6.0	6.3	8.0	10.0	12.0	12.5
25 x 25	■	■										
30 x 30	■	■	■									
40 x 40	■	■	■		■							
50 x 50		■	■		■	■						
60 x 60			■		■	■	■					
70 x 70			■	■	■	■	■					
80 x 80			■	■	■	■	■					
90 x 90			■	■	■	■	■					
100 x 100			■		■	■	■		■			
120 x 120			■		■	■	■		■	■		
140 x 140					■	■	■		■	■		
150 x 150					■	■	■		■	■		
160 x 160					■	■	■		■	■		
180 x 180						■	■	■	■	■	■	■
200 x 200						■	■	■	■	■	■	■
250 x 250							■	■	■	■	■	■
300 x 300								■	■	■	■	■
350 x 350									■	■	■	■
400 x 400										■	■	■

Hybox® 355 Rectangular Hollow Sections

Size (mm)	Thickness (mm)											
	2.0	2.5	3.0	3.5	4.0	5.0	6.0	6.3	8.0	10.0	12.0	12.5
50 x 25												
50 x 30												
60 x 40												
70 x 40												
70 x 50												
80 x 40												
80 x 50												
80 x 60												
90 x 50												
100 x 40												
100 x 50												
100 x 60												
100 x 80												
120 x 40												
120 x 60												
120 x 80												
140 x 80												
150 x 100												
160 x 80												
180 x 80												
180 x 100												
200 x 100												
200 x 120												
200 x 150												
250 x 150												
300 x 100												
300 x 200												
400 x 200												
450 x 250												
500 x 300												

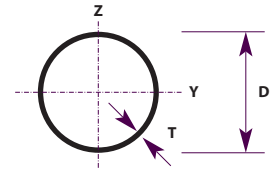
- The tables above and opposite show our normal capability, reference should be made to the sectional properties table to identify sizes that are readily available and should be given preference.
- Minimum order quantities may apply to some sizes.
- Other sizes can be manufactured – please consult us.

HYBOX® 355 CIRCULAR



Hybox® 355 EN10219: S355J2H Cold formed circular hollow section

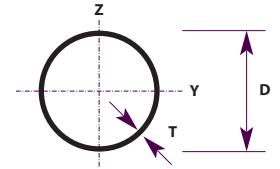
Outside Diameter D mm	Thickness T mm	Mass M kg/m	Sectional area A cm ²	Moment of inertia I cm ⁴	Radius of gyration i cm	Elastic modulus W _{el} cm ³	Plastic modulus W _{pl} cm ³	Torsional constants I _t cm ⁴ C _t cm ³		Superficial area/m A _s m ² /m	Approx. length /tonne m/t
33.7	3.0	2.27	2.89	3.44	1.09	2.04	2.84	6.88	4.08	0.106	440
42.4	3.0	2.91	3.71	7.25	1.40	3.42	4.67	14.5	6.84	0.133	343
48.3	3.0	3.35	4.27	11.0	1.61	4.55	6.17	22.0	9.11	0.152	298
	4.0	4.37	5.57	13.8	1.57	5.70	7.87	27.5	11.4	0.152	229
60.3	3.0	4.24	5.40	22.2	2.03	7.37	9.86	44.4	14.7	0.189	236
	4.0	5.55	7.07	28.2	2.00	9.34	12.7	56.3	18.7	0.189	180
76.1	3.0	5.41	6.89	46.1	2.59	12.1	16.0	92.2	24.2	0.239	185
	4.0	7.11	9.06	59.1	2.55	15.5	20.8	118	31.0	0.239	141
88.9	3.0	6.36	8.10	74.8	3.04	16.8	22.1	150	33.6	0.279	157
	3.5	7.37	9.39	85.7	3.02	19.3	25.5	171	38.6	0.279	136
	4.0	8.38	10.7	96.3	3.00	21.7	28.9	193	43.3	0.279	119
	5.0	10.3	13.2	116	2.97	26.2	35.2	233	52.4	0.279	96.7
114.3	6.3	12.8	16.3	140	2.93	31.5	43.1	280	63.1	0.279	77.9
	3.0	8.23	10.5	163	3.94	28.4	37.2	325	56.9	0.359	121
	3.5	9.56	12.2	187	3.92	32.7	43.0	374	65.5	0.359	105
	4.0	10.9	13.9	211	3.90	36.9	48.7	422	73.9	0.359	91.9
139.7	5.0	13.5	17.2	257	3.87	45.0	59.8	514	89.9	0.359	74.2
	6.0	16.0	20.4	300	3.83	52.5	70.4	600	105	0.359	62.4
	6.3	16.8	21.4	313	3.82	54.7	73.6	625	109	0.359	59.6
	3.0	10.1	12.9	301	4.83	43.1	56.1	602	86.2	0.439	98.9
	4.0	13.4	17.1	393	4.80	56.2	73.7	786	112	0.439	74.7
168.3	5.0	16.6	21.2	481	4.77	68.8	90.8	961	138	0.439	60.2
	6.0	19.8	25.2	564	4.73	80.8	107	1129	162	0.439	50.5
	6.3	20.7	26.4	589	4.72	84.3	112	1177	169	0.439	48.2
	8.0	26.0	33.1	720	4.66	103	139	1441	206	0.439	38.5
	10.0	32.0	40.7	862	4.60	123	169	1724	247	0.439	31.3
	4.0	16.2	20.6	697	5.81	82.8	108	1394	166	0.529	61.7
168.3	4.5	18.2	23.2	777	5.79	92.4	121	1554	185	0.529	55.0
	5.0	20.1	25.7	856	5.78	102	133	1712	203	0.529	49.7
	6.0	24.0	30.6	1009	5.74	120	158	2017	240	0.529	41.6
	6.3	25.2	32.1	1053	5.73	125	165	2107	250	0.529	39.7
	8.0	31.6	40.3	1297	5.67	154	206	2595	308	0.529	31.6
	10.0	39.0	49.7	1564	5.61	186	251	3128	372	0.529	25.6
	12.5	48.0	61.2	1868	5.53	222	304	3737	444	0.529	20.8
193.7	4.0	18.7	23.8	1073	6.71	111	144	2146	222	0.609	53.4
	4.5	21.0	26.7	1198	6.69	124	161	2395	247	0.609	47.6
	5.0	23.3	29.6	1320	6.67	136	178	2640	273	0.609	43.0
	6.0	27.8	35.4	1560	6.64	161	211	3119	322	0.609	36.0
	6.3	29.1	37.1	1630	6.63	168	221	3260	337	0.609	34.3
	8.0	36.6	46.7	2016	6.57	208	276	4031	416	0.609	27.3
	10.0	45.3	57.7	2442	6.50	252	338	4883	504	0.609	22.1
	12.5	55.9	71.2	2934	6.42	303	411	5869	606	0.609	17.9



Hybox® 355 EN10219: S355J2H Cold formed circular hollow section (continued)

Outside Diameter D mm	Thickness T mm	Mass M kg/m	Sectional area A cm ²	Moment of inertia I cm ⁴	Radius of gyration i cm	Elastic modulus W_{el} cm ³	Plastic modulus W_{pl} cm ³	Torsional constants I_t cm ⁴ C_t cm ³		Superficial area/m A_s m ² /m	Approx. length /tonne m/t
219.1	4.5	23.8	30.3	1747	7.59	159	207	3494	319	0.688	42.0
	5.0	26.4	33.6	1928	7.57	176	229	3856	352	0.688	37.9
	6.0	31.5	40.2	2282	7.54	208	273	4564	417	0.688	31.7
	6.3	33.1	42.1	2386	7.53	218	285	4772	436	0.688	30.2
	8.0	41.6	53.1	2960	7.47	270	357	5919	540	0.688	24.0
	10.0	51.6	65.7	3598	7.40	328	438	7197	657	0.688	19.4
	12.0	61.3	78.1	4200	7.33	383	515	8400	767	0.688	16.3
	12.5	63.7	81.1	4345	7.32	397	534	8689	793	0.688	15.7
16.0	80.1	102	5297	7.20	483	661	10593	967	0.688	12.5	
244.5	5.0	29.5	37.6	2699	8.47	221	287	5397	441	0.768	33.9
	6.0	35.3	45.0	3199	8.43	262	341	6397	523	0.768	28.3
	6.3	37.0	47.1	3346	8.42	274	358	6692	547	0.768	27.0
	8.0	46.7	59.4	4160	8.37	340	448	8321	681	0.768	21.4
	10.0	57.8	73.7	5073	8.30	415	550	10146	830	0.768	17.3
	12.0	68.8	87.7	5938	8.23	486	649	11877	972	0.768	14.5
	12.5	71.5	91.1	6147	8.21	503	673	12295	1006	0.768	14.0
16.0	90.2	115	7533	8.10	616	837	15066	1232	0.768	11.1	
273.0	4.0	26.5	33.8	3058	9.51	224	289	6116	448	0.858	37.7
	4.5	29.8	38.0	3422	9.49	251	324	6843	501	0.858	33.6
	5.0	33.0	42.1	3781	9.48	277	359	7562	554	0.858	30.3
	6.0	39.5	50.3	4487	9.44	329	428	8974	657	0.858	25.3
	6.3	41.4	52.8	4696	9.43	344	448	9392	688	0.858	24.1
	8.0	52.3	66.6	5852	9.37	429	562	11703	857	0.858	19.1
	10.0	64.9	82.6	7154	9.31	524	692	14308	1048	0.858	15.4
	12.0	77.2	98.4	8396	9.24	615	818	16792	1230	0.858	12.9
	12.5	80.3	102	8697	9.22	637	849	17395	1274	0.858	12.5
	16.0	101	129	10707	9.10	784	1058	21414	1569	0.858	9.86
323.9	5.0	39.3	50.1	6369	11.3	393	509	12739	787	1.02	25.4
	6.0	47.0	59.9	7572	11.2	468	606	15145	935	1.02	21.3
	6.3	49.3	62.9	7929	11.2	490	636	15858	979	1.02	20.3
	8.0	62.3	79.4	9910	11.2	612	799	19820	1224	1.02	16.0
	10.0	77.4	98.6	12158	11.1	751	986	24317	1501	1.02	12.9
	12.0	92.3	118	14320	11.0	884	1168	28639	1768	1.02	10.8
	12.5	96.0	122	14847	11.0	917	1213	29693	1833	1.02	10.4
	16.0	121	155	18390	10.9	1136	1518	36780	2271	1.02	8.23
355.6	5.0	43.2	55.1	8464	12.4	476	615	16927	952	1.12	23.1
	6.0	51.7	65.9	10071	12.4	566	733	20141	1133	1.12	19.3
	6.3	54.3	69.1	10547	12.4	593	769	21094	1186	1.12	18.4
	8.0	68.6	87.4	13201	12.3	742	967	26403	1485	1.12	14.6
	10.0	85.2	109	16223	12.2	912	1195	32447	1825	1.12	11.7
	12.0	102	130	19139	12.2	1076	1417	38279	2153	1.12	9.83
	12.5	106	135	19852	12.1	1117	1472	39704	2233	1.12	9.45
	16.0	134	171	24663	12.0	1387	1847	49326	2774	1.12	7.46

The dimensions shown in silver are standard sizes and should be given preference
All other sizes are non-standard and therefore minimum order quantities may apply

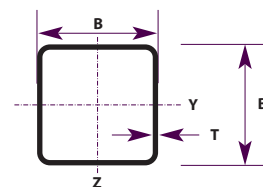


Hybox® 355 EN10219: S355J2H Cold formed circular hollow section (continued)

Outside Diameter D mm	Thickness T mm	Mass M kg/m	Sectional area A cm ²	Moment of inertia I cm ⁴	Radius of gyration i cm	Elastic modulus W_{el} cm ³	Plastic modulus W_{pl} cm ³	Torsional constants I_t cm ⁴ C_t cm ³		Superficial area/m A_s m ² /m	Approx. length /tonne m/t
406.4	6.0	59.2	75.5	15128	14.2	745	962	30257	1489	1.28	16.9
	6.3	62.2	79.2	15849	14.1	780	1009	31699	1560	1.28	16.1
	8.0	78.6	100	19874	14.1	978	1270	39748	1956	1.28	12.7
	10.0	97.8	125	24476	14.0	1205	1572	48952	2409	1.28	10.2
	12.0	117	149	28937	14.0	1424	1867	57874	2848	1.28	8.57
	12.5	121	155	30031	13.9	1478	1940	60061	2956	1.28	8.24
457.0	6.0	66.7	85.0	21618	15.9	946	1220	43236	1892	1.44	15.0
	6.3	70.0	89.2	22654	15.9	991	1280	45308	1983	1.44	14.3
	8.0	88.6	113	28446	15.9	1245	1613	56893	2490	1.44	11.3
	10.0	110	140	35091	15.8	1536	1998	70183	3071	1.44	9.07
	12.0	132	168	41556	15.7	1819	2377	83113	3637	1.44	7.59
	12.5	137	175	43145	15.7	1888	2470	86290	3776	1.44	7.30
508.0	6.0	74.3	94.6	29812	17.7	1174	1512	59623	2347	1.60	13.5
	6.3	77.9	99.3	31246	17.7	1230	1586	62493	2460	1.60	12.8
	8.0	98.6	126	39280	17.7	1546	2000	78560	3093	1.60	10.1
	10.0	123	156	48520	17.6	1910	2480	97040	3820	1.60	8.14
	12.0	147	187	57536	17.5	2265	2953	115072	4530	1.60	6.81
	12.5	153	195	59755	17.5	2353	3070	119511	4705	1.60	6.55
	16.0	194	247	74909	17.4	2949	3874	149818	5898	1.60	5.15

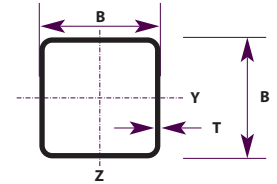
The dimensions shown in silver are standard sizes and should be given preference
 All other sizes are non-standard and therefore minimum order quantities may apply

HYBOX[®] 355 SQUARE



Hybox[®] 355 EN10219: S355J2H Cold formed square hollow section

Size	Thickness	Mass	Sectional area	Moment of inertia	Radius of gyration	Elastic modulus	Plastic modulus	Torsional constants	Superficial area/m	Approx. length	
B x B mm	T mm	M kg/m	A cm ²	I cm ⁴	i cm	W _{el} cm ³	W _{pl} cm ³	I _t cm ⁴	C _t cm ³	A _s m ² /m	/tonne m/t
25 x 25	2.0	1.36	1.74	1.48	0.924	1.19	1.47	2.53	1.80	0.093	733
	2.5	1.64	2.09	1.69	0.899	1.35	1.71	2.97	2.07	0.091	610
30 x 30	2.0	1.68	2.14	2.72	1.13	1.81	2.21	4.54	2.75	0.113	596
	2.5	2.03	2.59	3.16	1.10	2.10	2.61	5.40	3.20	0.111	492
	3.0	2.36	3.01	3.50	1.08	2.34	2.96	6.15	3.58	0.110	423
40 x 40	2.0	2.31	2.94	6.94	1.54	3.47	4.13	11.3	5.23	0.153	434
	2.5	2.82	3.59	8.22	1.51	4.11	4.97	13.6	6.21	0.151	355
	3.0	3.30	4.21	9.32	1.49	4.66	5.72	15.8	7.07	0.150	303
	4.0	4.20	5.35	11.1	1.44	5.54	7.01	19.4	8.48	0.146	238
50 x 50	2.5	3.60	4.59	16.9	1.92	6.78	8.07	27.5	10.2	0.191	278
	3.0	4.25	5.41	19.5	1.90	7.79	9.39	32.1	11.8	0.190	236
	4.0	5.45	6.95	23.7	1.85	9.49	11.7	40.4	14.4	0.186	183
	5.0	6.56	8.36	27.0	1.80	10.8	13.7	47.5	16.6	0.183	152
60 x 60	3.0	5.19	6.61	35.1	2.31	11.7	14.0	57.1	17.7	0.230	193
	4.0	6.71	8.55	43.6	2.26	14.5	17.6	72.6	22.0	0.226	149
	5.0	8.13	10.4	50.5	2.21	16.8	20.9	86.4	25.6	0.223	123
	6.0	9.45	12.0	56.1	2.16	18.7	23.7	98.4	28.6	0.219	106
70 x 70	3.0	6.13	7.81	57.5	2.71	16.4	19.4	92.4	24.7	0.270	163
	3.5	7.06	8.99	65.1	2.69	18.6	22.2	106	28.0	0.268	142
	4.0	7.97	10.1	72.1	2.67	20.6	24.8	119	31.1	0.266	126
	5.0	9.70	12.4	84.6	2.62	24.2	29.6	142	36.7	0.263	103
	6.0	11.3	14.4	95.2	2.57	27.2	33.8	163	41.4	0.259	88.3
80 x 80	3.0	7.07	9.01	87.8	3.12	22.0	25.8	140	33.0	0.310	141
	3.5	8.16	10.4	99.8	3.10	25.0	29.5	161	37.6	0.308	123
	4.0	9.22	11.7	111	3.07	27.8	33.1	180	41.8	0.306	108
	5.0	11.3	14.4	131	3.03	32.9	39.7	218	49.7	0.303	88.7
	6.0	13.2	16.8	149	2.98	37.3	45.8	252	56.6	0.299	75.7
90 x 90	3.0	8.01	10.2	127	3.53	28.3	33.0	201	42.5	0.350	125
	3.5	9.26	11.8	145	3.51	32.2	37.9	232	48.5	0.348	108
	4.0	10.5	13.3	162	3.48	36.0	42.6	261	54.2	0.346	95.4
	5.0	12.8	16.4	193	3.43	42.9	51.4	316	64.7	0.343	77.9
	6.0	15.1	19.2	220	3.39	49.0	59.5	368	74.2	0.339	66.2
100 x 100	3.0	8.96	11.4	177	3.94	35.4	41.2	279	53.2	0.390	112
	4.0	11.7	14.9	226	3.89	45.3	53.3	362	68.1	0.386	85.2
	5.0	14.4	18.4	271	3.84	54.2	64.6	441	81.7	0.383	69.4
	6.0	17.0	21.6	311	3.79	62.3	75.1	514	94.1	0.379	58.9
	8.0	21.4	27.2	366	3.67	73.2	91.1	645	114	0.366	46.8
120 x 120	3.0	10.8	13.8	312	4.76	52.1	60.2	488	78.2	0.470	92.3
	4.0	14.2	18.1	402	4.71	67.0	78.3	637	101	0.466	70.2
	5.0	17.5	22.4	485	4.66	80.9	95.4	778	122	0.463	57.0
	6.0	20.7	26.4	562	4.61	93.7	112	913	141	0.459	48.2
	8.0	26.4	33.6	677	4.49	113	138	1163	175	0.446	37.9
	10.0	31.8	40.6	777	4.38	129	162	1376	203	0.437	31.4
140 x 140	4.0	16.8	21.3	652	5.52	93.1	108	1023	140	0.546	59.7
	5.0	20.7	26.4	791	5.48	113	132	1256	170	0.543	48.3
	6.0	24.5	31.2	920	5.43	131	155	1479	198	0.539	40.8
	8.0	31.4	40.0	1127	5.30	161	194	1901	248	0.526	31.8
	10.0	38.1	48.6	1312	5.20	187	230	2274	291	0.517	26.2

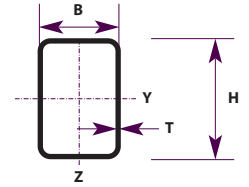


Hybox® 355 EN10219: S355J2H Cold formed square hollow section (continued)

Size	Thickness	Mass	Sectional area	Moment of inertia	Radius of gyration	Elastic modulus	Plastic modulus	Torsional constants	Superficial area/m	Approx. length	
B x B mm	T mm	M kg/m	A cm ²	I cm ⁴	i cm	W _{el} cm ³	W _{pl} cm ³	I _t cm ⁴	C _t cm ³	A _s m ² /m	/tonne m/t
150 x 150	4.0	18.0	22.9	808	5.93	108	125	1265	162	0.586	55.5
	5.0	22.3	28.4	982	5.89	131	153	1554	197	0.583	44.9
	6.0	26.4	33.6	1146	5.84	153	180	1833	230	0.579	37.9
	8.0	33.9	43.2	1412	5.71	188	226	2364	289	0.566	29.5
	10.0	41.3	52.6	1653	5.61	220	269	2839	341	0.557	24.2
160 x 160	4.0	19.3	24.5	987	6.34	123	143	1541	185	0.626	51.9
	5.0	23.8	30.4	1202	6.29	150	175	1896	226	0.623	42.0
	6.0	28.3	36.0	1405	6.25	176	206	2239	264	0.619	35.4
	8.0	36.5	46.4	1741	6.12	218	260	2897	334	0.606	27.4
	10.0	44.4	56.6	2048	6.02	256	311	3490	395	0.597	22.5
180 x 180	5.0	27.0	34.4	1737	7.11	193	224	2724	290	0.703	37.1
	6.0	32.1	40.8	2037	7.06	226	264	3223	340	0.699	31.2
	6.3	33.3	42.4	2096	7.03	233	273	3383	354	0.693	30.0
	8.0	41.5	52.8	2546	6.94	283	336	4189	432	0.686	24.1
	10.0	50.7	64.6	3017	6.84	335	404	5074	515	0.677	19.7
	12.0	58.5	74.5	3322	6.68	369	454	5865	584	0.658	17.1
	12.5	60.5	77.0	3406	6.65	378	467	6050	600	0.656	16.5
200 x 200	5.0	30.1	38.4	2410	7.93	241	279	3763	362	0.783	33.2
	6.0	35.8	45.6	2833	7.88	283	330	4459	426	0.779	27.9
	6.3	37.2	47.4	2922	7.85	292	341	4682	444	0.773	26.8
	8.0	46.5	59.2	3566	7.76	357	421	5815	544	0.766	21.5
	10.0	57.0	72.6	4251	7.65	425	508	7072	651	0.757	17.6
	12.0	66.0	84.1	4730	7.50	473	576	8230	743	0.738	15.2
	12.5	68.3	87.0	4859	7.47	486	594	8502	765	0.736	14.6
250 x 250	6.0	45.2	57.6	5672	9.92	454	524	8843	681	0.979	22.1
	6.3	47.1	60.0	5873	9.89	470	544	9290	711	0.973	21.2
	8.0	59.1	75.2	7229	9.80	578	676	11598	878	0.966	16.9
	10.0	72.7	92.6	8707	9.70	697	822	14197	1062	0.957	13.8
	12.0	84.8	108	9859	9.55	789	944	16691	1226	0.938	11.8
	12.5	88.0	112	10161	9.52	813	975	17283	1266	0.936	11.4
300 x 300	6.0	54.7	69.6	9964	12.0	664	764	15434	997	1.18	18.3
	6.3	57.0	72.6	10342	11.9	689	795	16218	1042	1.17	17.5
	8.0	71.6	91.2	12801	11.8	853	991	20312	1293	1.17	14.0
	10.0	88.4	113	15519	11.7	1035	1211	24966	1572	1.16	11.3
	12.0	104	132	17767	11.6	1184	1402	29514	1829	1.14	9.65
	12.5	108	137	18348	11.6	1223	1451	30601	1892	1.14	9.30
350 x 350	6.0	64.1	81.6	16008	14.0	915	1049	24683	1372	1.38	15.6
	6.3	66.9	85.2	16645	14.0	951	1093	25939	1436	1.37	14.9
	8.0	84.2	107	20681	13.9	1182	1366	32557	1787	1.37	11.9
	10.0	104	133	25189	13.8	1439	1675	40127	2182	1.36	9.61
	12.0	123	156	29054	13.6	1660	1949	47598	2552	1.34	8.16
	12.5	127	162	30045	13.6	1717	2020	49393	2642	1.34	7.86
400 x 400	6.0	73.5	93.6	24104	16.0	1205	1379	37039	1808	1.58	13.6
	6.3	76.8	97.8	25096	16.0	1255	1438	38925	1892	1.57	13.0
	8.0	96.7	123	31269	15.9	1563	1800	48934	2362	1.57	10.3
	10.0	120	153	38216	15.8	1911	2214	60431	2892	1.56	8.35
	12.0	141	180	44319	15.7	2216	2587	71843	3395	1.54	7.07
	12.5	147	187	45877	15.7	2294	2683	74598	3518	1.54	6.81

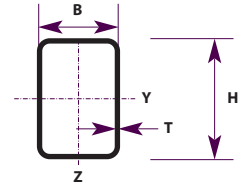
The dimensions shown in silver are standard sizes and should be given preference
 All other sizes are non-standard and therefore minimum order quantities may apply

HYBOX[®] 355 RECTANGULAR



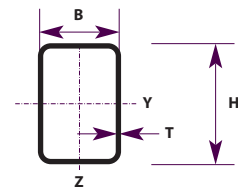
Hybox[®] 355 EN10219: S355J2H Cold formed rectangular hollow section

Size	Thickness	Mass	Sectional area	Moment of inertia		Radius of gyration		Elastic modulus		Plastic modulus		Torsional constants		Superficial area/m	Approx length	
H x B mm	T mm	M kg/m	A cm ²	I _{yy} cm ⁴	I _{zz} cm ⁴	i _{yy} cm	i _{zz} cm	W _{el,yy} cm ³	W _{el,zz} cm ³	W _{pl,yy} cm ³	W _{pl,zz} cm ³	I _t cm ⁴	C _t cm ³	A _s m ² /m	/tonne m/t	
50 x 25	2.0	2.15	2.74	8.38	2.81	1.75	1.01	3.35	2.25	4.26	2.62	7.06	3.92	0.143	465	
	2.5	2.62	3.34	9.89	3.28	1.72	0.991	3.95	2.62	5.11	3.12	8.43	4.60	0.141	382	
	3.0	3.07	3.91	11.2	3.67	1.69	0.969	4.47	2.93	5.86	3.56	9.64	5.18	0.140	326	
50 x 30	2.0	2.31	2.94	9.54	4.29	1.80	1.21	3.81	2.86	4.74	3.33	9.77	4.84	0.153	434	
	2.5	2.82	3.59	11.3	5.05	1.77	1.19	4.52	3.37	5.70	3.98	11.7	5.72	0.151	355	
	3.0	3.30	4.21	12.8	5.70	1.75	1.16	5.13	3.80	6.57	4.58	13.5	6.49	0.150	303	
50 x 30	4.0	4.20	5.35	15.3	6.69	1.69	1.12	6.10	4.46	8.05	5.58	16.5	7.71	0.146	238	
	60 x 40	2.5	3.60	4.59	22.1	11.7	2.19	1.60	7.36	5.87	9.06	6.84	25.1	9.72	0.191	278
		3.0	4.25	5.41	25.4	13.4	2.17	1.58	8.46	6.72	10.5	7.94	29.3	11.2	0.190	236
4.0		5.45	6.95	31.0	16.3	2.11	1.53	10.3	8.14	13.2	9.89	36.7	13.7	0.186	183	
5.0		6.56	8.36	35.3	18.4	2.06	1.48	11.8	9.21	15.4	11.5	42.8	15.6	0.183	152	
70 x 40	3.0	4.72	6.01	37.3	15.5	2.49	1.61	10.7	7.75	13.4	9.05	36.5	13.2	0.210	212	
	4.0	6.08	7.75	46.0	18.9	2.44	1.56	13.1	9.44	16.8	11.3	45.8	16.2	0.206	164	
	5.0	7.34	9.36	52.9	21.5	2.38	1.52	15.1	10.8	19.8	13.3	53.8	18.7	0.203	136	
70 x 50	3.0	5.19	6.61	44.1	26.1	2.58	1.99	12.6	10.4	15.4	12.2	53.6	17.1	0.230	193	
	4.0	6.71	8.55	54.7	32.2	2.53	1.94	15.6	12.9	19.5	15.4	68.1	21.2	0.226	149	
	5.0	8.13	10.4	63.5	37.2	2.48	1.90	18.1	14.9	23.1	18.2	80.8	24.6	0.223	123	
80 x 40	3.0	5.19	6.61	52.3	17.6	2.81	1.63	13.1	8.78	16.5	10.2	43.9	15.3	0.230	193	
	4.0	6.71	8.55	64.8	21.5	2.75	1.59	16.2	10.7	20.9	12.8	55.2	18.8	0.226	149	
	5.0	8.13	10.4	75.1	24.6	2.69	1.54	18.8	12.3	24.7	15.0	65.0	21.7	0.223	123	
80 x 50	3.0	5.66	7.21	61.1	29.4	2.91	2.02	15.3	11.8	18.8	13.6	65.0	19.7	0.250	177	
	4.0	7.34	9.35	76.4	36.5	2.86	1.98	19.1	14.6	24.0	17.2	82.7	24.6	0.246	136	
	5.0	8.91	11.4	89.2	42.3	2.80	1.93	22.3	16.9	28.5	20.5	98.4	28.7	0.243	112	
80 x 60	3.0	6.13	7.81	70.0	44.9	3.00	2.40	17.5	15.0	21.2	17.4	88.3	24.1	0.270	163	
	3.5	7.06	8.99	79.3	50.7	2.97	2.37	19.8	16.9	24.1	19.8	101	27.3	0.268	142	
	4.0	7.97	10.1	87.9	56.1	2.94	2.35	22.0	18.7	27.0	22.1	113	30.3	0.266	126	
80 x 60	5.0	9.70	12.4	103	65.7	2.89	2.31	25.8	21.9	32.2	26.4	136	35.7	0.263	103	
	90 x 50	3.0	6.13	7.81	81.9	32.7	3.24	2.05	18.2	13.1	22.6	15.0	76.7	22.4	0.270	163
		4.0	7.97	10.1	103	40.7	3.18	2.00	22.8	16.3	28.8	19.1	97.7	28.0	0.266	126
5.0		9.70	12.4	121	47.4	3.12	1.96	26.8	18.9	34.4	22.7	116	32.7	0.263	103	
100 x 40	3.0	6.13	7.81	92.3	21.7	3.44	1.67	18.5	10.8	23.7	12.4	59.0	19.4	0.270	163	
	4.0	7.97	10.1	116	26.7	3.38	1.62	23.1	13.3	30.3	15.7	74.5	24.0	0.266	126	
	5.0	9.70	12.4	136	30.8	3.31	1.58	27.1	15.4	36.1	18.5	87.9	27.9	0.263	103	
100 x 50	3.0	6.60	8.41	106	36.1	3.56	2.07	21.3	14.4	26.7	16.4	88.6	25.0	0.290	152	
	4.0	8.59	10.9	134	44.9	3.50	2.03	26.8	18.0	34.1	20.9	113	31.3	0.286	116	
	5.0	10.5	13.4	158	52.5	3.44	1.98	31.6	21.0	40.8	25.0	135	36.8	0.283	95.4	
	6.0	12.3	15.6	179	58.7	3.38	1.94	35.8	23.5	46.9	28.5	154	41.4	0.279	81.5	
100 x 60	3.0	7.07	9.01	121	54.6	3.66	2.46	24.1	18.2	29.6	20.8	122	30.6	0.310	141	
	3.5	8.16	10.4	137	61.9	3.63	2.44	27.4	20.6	33.8	23.8	139	34.8	0.308	123	
	4.0	9.22	11.7	153	68.7	3.60	2.42	30.5	22.9	37.9	26.6	156	38.7	0.306	108	
	5.0	11.3	14.4	181	80.8	3.55	2.37	36.2	26.9	45.6	31.9	188	45.8	0.303	88.7	
100 x 60	6.0	13.2	16.8	205	91.2	3.49	2.33	41.1	30.4	52.5	36.6	216	51.9	0.299	75.7	
	100 x 80	3.0	8.01	10.2	149	106	3.82	3.22	29.8	26.4	35.4	30.4	196	41.9	0.350	125
		4.0	10.5	13.3	189	134	3.77	3.17	37.9	33.5	45.6	39.2	254	53.4	0.346	95.4
		5.0	12.8	16.4	226	160	3.72	3.12	45.2	39.9	55.1	47.2	308	63.7	0.343	77.9
6.0		15.1	19.2	258	182	3.67	3.08	51.7	45.5	63.8	54.7	357	73.0	0.339	66.2	
120 x 40	3.0	7.07	9.01	148	25.8	4.05	1.69	24.7	12.9	32.2	14.6	74.6	23.5	0.310	141	
	4.0	9.22	11.7	187	31.9	3.99	1.65	31.1	15.9	41.2	18.5	94.2	29.2	0.306	108	
	5.0	11.3	14.4	221	36.9	3.92	1.60	36.8	18.5	49.4	22.0	111	34.1	0.303	88.7	



Hybox® 355 EN10219: S355J2H Cold formed rectangular hollow section (continued)

Size	Thickness	Mass	Sectional area	Moment of inertia	Radius of gyration	Elastic modulus	Plastic modulus	Torsional constants	Superficial area/m	Approx length					
H x B mm	T mm	M kg/m	A cm ²	I _{yy} cm ⁴	I _{zz} cm ⁴	i _{yy} cm	i _{zz} cm	W _{el,yy} cm ³	W _{el,zz} cm ³	W _{pl,yy} cm ³	W _{pl,zz} cm ³	I _t cm ⁴	C _t cm ³	A _s m ² /m	/tonne m/t
120 x 60	3.0	8.01	10.2	189	64.4	4.30	2.51	31.5	21.5	39.2	24.2	156	37.1	0.350	125
	3.5	9.26	11.8	216	73.1	4.28	2.49	35.9	24.4	44.9	27.7	179	42.2	0.348	108
	4.0	10.5	13.3	241	81.2	4.25	2.47	40.1	27.1	50.5	31.1	201	47.0	0.346	95.4
	5.0	12.8	16.4	287	96.0	4.19	2.42	47.8	32.0	60.9	37.4	242	55.8	0.343	77.9
	6.0	15.1	19.2	328	109	4.13	2.38	54.7	36.3	70.6	43.1	280	63.6	0.339	66.2
120 x 80	3.0	8.96	11.4	230	123	4.49	3.29	38.4	30.9	46.2	35.0	255	50.8	0.390	112
	4.0	11.7	14.9	295	157	4.44	3.24	49.1	39.3	59.8	45.2	331	64.9	0.386	85.2
	5.0	14.4	18.4	353	188	4.39	3.20	58.9	46.9	72.4	54.7	402	77.8	0.383	69.4
	6.0	17.0	21.6	406	215	4.33	3.15	67.7	53.8	84.3	63.5	469	89.4	0.379	58.9
	8.0	21.4	27.2	476	252	4.18	3.04	79.3	62.9	102	76.9	584	108	0.366	46.8
140 x 80	3.0	9.90	12.6	334	141	5.15	3.35	47.8	35.3	58.2	39.6	317	59.7	0.430	101
	4.0	13.0	16.5	430	180	5.10	3.30	61.4	45.1	75.5	51.3	412	76.5	0.426	77.0
	5.0	16.0	20.4	517	216	5.04	3.26	73.9	54.0	91.8	62.2	501	91.8	0.423	62.6
	6.0	18.9	24.0	597	248	4.98	3.21	85.3	62.0	107	72.4	584	106	0.419	53.0
	8.0	23.9	30.4	708	293	4.82	3.10	101	73.3	131	88.4	731	129	0.406	41.8
	10.0	28.7	36.6	804	330	4.69	3.01	115	82.6	152	103	851	147	0.397	34.8
150 x 100	3.0	11.3	14.4	461	248	5.65	4.15	61.4	49.5	73.5	55.8	507	81.4	0.490	88.4
	4.0	14.9	18.9	595	319	5.60	4.10	79.3	63.7	95.7	72.5	662	105	0.486	67.2
	5.0	18.3	23.4	719	384	5.55	4.05	95.9	76.8	117	88.3	809	127	0.483	54.5
	6.0	21.7	27.6	835	444	5.50	4.01	111	88.8	137	103	948	147	0.479	46.1
	8.0	27.7	35.2	1008	536	5.35	3.90	134	107	169	128	1206	182	0.466	36.1
	10.0	33.4	42.6	1162	614	5.22	3.80	155	123	199	150	1426	211	0.457	29.9
160 x 80	3.0	10.8	13.8	464	159	5.80	3.39	58.0	39.8	71.4	44.3	380	68.6	0.470	92.3
	4.0	14.2	18.1	598	204	5.74	3.35	74.7	50.9	92.9	57.4	494	88.0	0.466	70.2
	5.0	17.5	22.4	722	244	5.68	3.30	90.2	61.0	113	69.7	601	106	0.463	57.0
	6.0	20.7	26.4	836	281	5.62	3.26	105	70.2	132	81.3	702	122	0.459	48.2
	8.0	26.4	33.6	1001	335	5.46	3.16	125	83.7	163	100	882	150	0.446	37.9
	10.0	31.8	40.6	1146	380	5.32	3.06	143	95.0	191	117	1031	172	0.437	31.4
180 x 80	3.0	11.8	15.0	621	177	6.43	3.43	69.0	44.2	85.8	48.9	445	77.5	0.510	84.9
	4.0	15.5	19.7	802	227	6.37	3.39	89.1	56.7	112	63.5	578	99.6	0.506	64.5
	5.0	19.1	24.4	971	272	6.31	3.34	108	68.1	137	77.2	704	120	0.503	52.3
	6.0	22.6	28.8	1128	314	6.25	3.30	125	78.5	160	90.2	823	139	0.499	44.2
	8.0	28.9	36.8	1362	377	6.08	3.20	151	94.1	198	111	1036	170	0.486	34.6
	10.0	35.0	44.6	1570	429	5.94	3.10	174	107	234	131	1214	196	0.477	28.6
180 x 100	4.0	16.8	21.3	926	374	6.59	4.18	103	74.8	126	84.0	854	127	0.546	59.7
	5.0	20.7	26.4	1124	452	6.53	4.14	125	90.4	154	103	1045	154	0.543	48.3
	6.0	24.5	31.2	1310	524	6.48	4.10	146	105	181	120	1227	179	0.539	40.8
	8.0	31.4	40.0	1598	637	6.32	3.99	178	127	226	150	1565	222	0.526	31.8
	10.0	38.1	48.6	1859	736	6.19	3.89	207	147	268	177	1859	260	0.517	26.2
200 x 100	4.0	18.0	22.9	1200	411	7.23	4.23	120	82.2	148	91.7	985	142	0.586	55.5
	5.0	22.3	28.4	1459	497	7.17	4.19	146	99.4	181	112	1206	172	0.583	44.9
	6.0	26.4	33.6	1703	577	7.12	4.14	170	115	213	132	1417	200	0.579	37.9
	8.0	33.9	43.2	2091	705	6.95	4.04	209	141	267	165	1811	250	0.566	29.5
	10.0	41.3	52.6	2444	818	6.82	3.94	244	164	318	195	2154	292	0.557	24.2



Hybox® 355 EN10219: S355J2H Cold formed rectangular hollow section (continued)

Size	Thickness	Mass	Sectional area	Moment of inertia	Radius of gyration	Elastic modulus	Plastic modulus	Torsional constants	Superficial area/m	Approx length					
H x B mm	T mm	M kg/m	A cm ²	I _{yy} cm ⁴	I _{zz} cm ⁴	i _{yy} cm	i _{zz} cm	W _{el,yy} cm ³	W _{el,zz} cm ³	W _{pl,yy} cm ³	W _{pl,zz} cm ³	I _t cm ⁴	C _t cm ³	A _s m ² /m	/tonne m/t
200 x 120	4.0	19.3	24.5	1353	618	7.43	5.02	135	103	164	115	1345	172	0.626	51.9
	5.0	23.8	30.4	1649	750	7.37	4.97	165	125	201	141	1652	210	0.623	42.0
	6.0	28.3	36.0	1929	874	7.32	4.93	193	146	237	166	1947	245	0.619	35.4
	8.0	36.5	46.4	2386	1079	7.17	4.82	239	180	298	209	2507	308	0.606	27.4
	10.0	44.4	56.6	2806	1262	7.04	4.72	281	210	356	250	3007	364	0.597	22.5
200 x 150	4.0	21.2	26.9	1584	1021	7.67	6.16	158	136	187	154	1942	219	0.686	47.3
	5.0	26.2	33.4	1935	1245	7.62	6.11	193	166	230	189	2391	267	0.683	38.2
	6.0	31.1	39.6	2268	1457	7.56	6.06	227	194	271	223	2826	313	0.679	32.1
	8.0	40.2	51.2	2829	1816	7.43	5.95	283	242	344	283	3665	396	0.666	24.9
	10.0	49.1	62.6	3348	2143	7.31	5.85	335	286	413	339	4428	471	0.657	20.4
250 x 150	5.0	30.1	38.4	3304	1508	9.28	6.27	264	201	320	225	3285	337	0.783	33.2
	6.0	35.8	45.6	3886	1768	9.23	6.23	311	236	378	266	3886	396	0.779	27.9
	6.3	37.2	47.4	4001	1825	9.18	6.20	320	243	391	276	4078	412	0.773	26.8
	8.0	46.5	59.2	4886	2219	9.08	6.12	391	296	482	340	5050	504	0.766	21.5
	10.0	57.0	72.6	5825	2634	8.96	6.02	466	351	582	409	6121	602	0.757	17.6
	12.0	66.0	84.1	6458	2925	8.77	5.90	517	390	658	463	7088	684	0.738	15.2
	12.5	68.3	87.0	6633	3002	8.73	5.87	531	400	678	477	7315	704	0.736	14.6
300 x 100	6.0	35.8	45.6	4777	842	10.2	4.30	318	168	411	188	2403	306	0.779	27.9
	8.0	46.5	59.2	5978	1045	10.0	4.20	399	209	523	238	3080	385	0.766	21.5
	10.0	57.0	72.6	7106	1224	9.90	4.11	474	245	631	285	3681	455	0.757	17.6
300 x 200	6.0	45.2	57.6	7370	3962	11.3	8.29	491	396	588	446	8115	651	0.979	22.1
	6.3	47.1	60.0	7624	4104	11.3	8.27	508	410	610	463	8524	680	0.973	21.2
	8.0	59.1	75.2	9389	5042	11.2	8.19	626	504	757	574	10627	838	0.966	16.9
	10.0	72.7	92.6	11313	6058	11.1	8.09	754	606	921	698	12987	1012	0.957	13.8
	12.0	84.8	108	12788	6854	10.9	7.96	853	685	1056	801	15236	1167	0.938	11.8
	12.5	88.0	112	13179	7060	10.8	7.94	879	706	1091	828	15768	1204	0.936	11.4
400 x 200	6.0	54.7	69.6	14789	5092	14.6	8.55	739	509	906	562	12069	877	1.18	18.3
	6.3	57.0	72.6	15330	5286	14.5	8.53	766	529	942	585	12673	916	1.17	17.5
	8.0	71.6	91.2	18974	6517	14.4	8.45	949	652	1173	728	15820	1133	1.17	14.0
	10.0	88.4	113	23003	7864	14.3	8.36	1150	786	1434	888	19368	1373	1.16	11.3
	12.0	104	132	26248	8977	14.1	8.24	1312	898	1656	1027	22782	1591	1.14	9.65
	12.5	108	137	27100	9260	14.1	8.22	1355	926	1714	1062	23594	1644	1.14	9.30
450 x 250	6.0	64.1	81.6	22724	9245	16.7	10.6	1010	740	1221	817	20687	1253	1.38	15.6
	6.3	66.9	85.2	23606	9615	16.6	10.6	1049	769	1271	851	21730	1310	1.37	14.9
	8.0	84.2	107	29335	11916	16.5	10.5	1304	953	1588	1063	27222	1628	1.37	11.9
	10.0	104	133	35737	14470	16.4	10.4	1588	1158	1948	1302	33473	1983	1.36	9.61
	12.0	123	156	41137	16662	16.2	10.3	1828	1333	2264	1515	39591	2314	1.34	8.16
	12.5	127	162	42536	17219	16.2	10.3	1890	1377	2346	1569	41057	2394	1.34	7.86
500 x 300	6.0	73.5	93.6	33012	15151	18.8	12.7	1320	1010	1581	1117	32420	1688	1.58	13.6
	6.3	76.8	97.8	34346	15777	18.7	12.7	1374	1052	1647	1165	34062	1766	1.57	13.0
	8.0	96.7	123	42805	19624	18.6	12.6	1712	1308	2063	1458	42767	2202	1.57	10.3
	10.0	120	153	52328	23933	18.5	12.5	2093	1596	2537	1791	52736	2693	1.56	8.35
	12.0	141	180	60603	27726	18.3	12.4	2424	1848	2962	2093	62581	3156	1.54	7.07
	12.5	147	187	62731	28687	18.3	12.4	2509	1912	3071	2169	64954	3269	1.54	6.81

The dimensions shown in silver are standard sizes and should be given preference
 All other sizes are non-standard and therefore minimum order quantities may apply

www.tatasteel.com

Care has been taken to ensure that the contents of this publication are accurate, but Tata Steel Europe Limited and its subsidiaries do not accept responsibility or liability for errors or information that is found to be misleading.

Copyright 2010
Tata Steel Group

Tata Steel

PO Box 101
Weldon Road
Corby
Northants
NN17 5UA

United Kingdom

T: +44 (0)1536 404561

F: +44 (0)1536 404111

marketing@tatasteel.com

English Language TST03:2000:UK:10/2010