




MmT Info Panels



UPDATED JANUARY 2020

With a proven track record now in excess of 25 years and offering a genuine, low-maintenance alternative to traditional timber construction, our range of A2 to A0, lectern-mounted interpretation panels combine the benefits of modern materials with tried and tested detailing. Manufactured largely from recycled plastics, these boards have frames with a convincing timber appearance but requiring none of the regular maintenance that is required by timber equivalents.

Each Man-made Timber interpretation panel is hand-built by our skilled craftsmen to the same exacting standards that apply to our oak and Man-made Timber noticeboards. With an initial purchase cost similar to equivalent timber-framed panels but the lack of ongoing maintenance costs, these panels have become increasingly appealing to those with an eye to the "whole-life" cost of ownership. Modular construction also ensures that, in the event of damage such as impact by vehicles, it is possible to replace individual components rather than the whole item.

Standard Specifications

Available sizes	A2, A1 & A0	✓
Configuration	Landscape format panel mounted on lectern base	✓
Frame	Maintenance-free Man-made Timber*, dark brown	✓
Back panels	6mm ABS, black	✓
Display surface	Full-colour digital print applied to 3mm aluminium panel	✓
Lectern base	Heavy-duty Man-made Timber (recycled plastic), black	✓
Warranty	5 years	✓

* (recycled plastic)

Options

Alternative display panel	Full-colour g.r.p-encapsulated digital print (10 year projected lifespan in normal external conditions)	✓
Anti-graffiti laminate	(Aluminium panel version only)	✓

Accessories

Commemoration	Brass dedication plate with engraved inscription (up to 50 characters)	✓
---------------	--	---

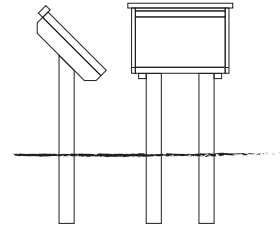
Artwork Size

Model	PIPA2		PIPA1		PIPA0	
	w	h	w	h	w	h
Visible size of graphic panel	594	420	841	594	1189	841
Overall size of graphic panel	602	428	849	602	1197	849

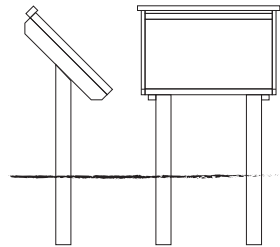
Installation Instructions

- 1: Assemble the lectern legs to the panel using the fixings provided.
- 2: Concrete the legs into the ground to the depth specified in the table below

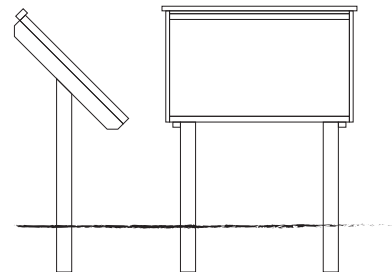
Model	PIPA2	PIPA1	PIPA0
Minimum depth in ground (mm)	400	400	400



PIPA2



PIPA1



PIPA0

Contact Greenbarnes now on 01280 701093, visit our website at www.greenbarnes.co.uk or email sales@greenbarnes.co.uk

Greenbarnes Ltd, Unit 7 Barrington Court, Ward Road, Buckingham Road Industrial Estate, Brackley, Northants. NN13 7LE. Registered in England & Wales. Company Registration No. 2158191.