

Special skirting tape for PVC skirting

Remur

Installing PVC skirting securely

Applications:

Metal-reinforced special system for the dimensionally stable installation of flexible PVC skirting on smooth substrates. Remur allows quick and clean working without solvents. For interior areas only.

► Suitable skirting:

- Flexible PVC skirting with smooth backing (such as DÖLLKEN WL 50/WL 60/WL 100)
- PVC cove formers with smooth backing (except: stair nosing profiles)
- For common building applications in interior areas
- Request application consulting for other materials

► Suitable substrates:

- Masonry
- Smooth plaster
- Painted surfaces
- Metal
- Plastics
- Wood
- Concrete
- Ceramics
- Gypsum (primed)
- Levelling compound

Article	Tape width	Skirting height
Remur 45	45 mm	50 mm
Remur 55	55 mm	60 mm
Remur 95	95 mm	100 mm



for PVC skirting
ON smooth substrates

Constituents: Metal-reinforced special film carrier, acrylic copolymers, wetting and defoaming agents, paper.

Product features & properties:

- Dimensionally stable
- Avoids use of contact adhesive
- No prior fitting and priming
- 3 – 5 times faster
- Solvent-free
- Will not dry out or become brittle
- EMICODE EC1 PLUS / very low emission

Technical data:

Packaging:	carton
Width of rolls:	45 mm / 55 mm
Length of rolls:	50 m
Shelf life:	min. 2 years
Colour:	silver
Working temperature:	min. 18 °C
Open time:	none
Working time:	none
Set to traffic:	immediately after installation
Welding:	immediately after installation

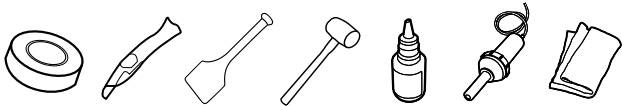
INSTALLATION INSTRUCTIONS

Note for preparation:

- ▶ The substrate must be permanently dry, hard, load-bearing, level, free from grease, dust and silicon, in accordance with the respective national standards (EN, DIN, VOB, OE, SIA).
- ▶ Acclimatisation: Allow skirting and Remur to acclimatise over 24 hours at min. 18°C in the room.
- ▶ Wallpaper must be cut/removed for the area covered by the skirting.
- ▶ Dust binding: Bind dust with a solvent-free primer (e.g. UZIN PE 260).
- ▶ PVC cove formers, PVC soft skirting as well as the backing of floor coverings must be free from dust, dirt and grease. Clean well and rub dry with a clean rag.

The following is needed:

- ▶ Remur, carpet knife, stair iron, rubber mallet, super glue, hair dryer, rag



Tips for processing:

- ▶ Do not place rolls on the cut area without round protective sheet.
- ▶ Remur can also be used to install upright wall coverings (concave moulding work)

- 1 ▶ Clean backing




- 2 ▶ Place round protective sheet on unwinding plate
▶ Place Remur on round paper sheets




- 3 ▶ Apply Remur with the help of the unwinding plate 2 mm from the floor covering to the wall and rub firmly




- 4 ▶ Pull off protective paper section by section up to approx. 20 cm before the corner
▶ Install PVC skirting (without stressing) up to approx. 20 cm before the corner




- 5 ▶ Knock along the entire PVC skirting with rubber mallet and reheat with the hot air gun, if necessary.



- 6 ▶ Heat inside/outside corners of the PVC skirting with the hot air gun and pre-shape
▶ Remove protective paper, install PVC skirting (without stressing and cut if necessary) and knock along the entire PVC skirting with rubber mallet.



- 7 ▶ Join combinations with super glue, avoid open joints.



Important notes:

Store on protected cut surface dry, cool and without exposure to direct sunlight. For more information refer to www.uzin.com or contact +49 731 4097-0

Protection of the workplace and the environment:

The product does not require any special labour protection measures. For reasons of working hygiene, we recommend avoiding eating, drinking and smoking during processing of this product. Store out of the reach of children.

For more information refer to www.uzin.com or contact +49 731 4097-0

Disposal:

Empty shells and the cardboard packaging can be recycled. Material remnants can be disposed of as household waste.

Warranty:

UZIN grants a 5-year warranty for all properties claimed in the processing instructions.

- Follow the generally acknowledged rules of the trade and of technology for the installation of floor covering of the respective applicable standards (EN, DIN, VOB, OE, SIA)

The warranty becomes void if:

- the product is exposed to unusual impact especially of chemical or mechanical nature.
- used or installed differently than stated in the installation instructions.
- Remur is used on stairs.
- Remur is exposed to moisture.