

Section 8





Product Selection Guide



Access covers	Loading class	>70 PSY	>80 PSY	Health and safety	Installation and durability	Network security	Infiltration	Odour/egress	Protection or barrier	Ventilation	Silent in use
				E TRAFFIC E TRAFFIC	LTS TRAFFIC	D- TRAFFIC D- TRAFFIC	TRAFFIC TRAFFIC	TRAFFIC TRAFFIC TRAFFIC	TRAFFIC TRAFFIC	TRAFFIC TRAFFIC	
Briton	F900										
Briton	E600										
Briton GripTop	E600										
Silent Knight	E600										
Opt-Emax	D400N										
Opt-Emax GripTop	D400N										
Pamtex	D400N										
Ult-Emax	D400N										
Ult-Emax GripTop	D400N										
Inter-Ax D400-H TDS	D400H										
Inter-Ax D400-H	D400H										
Inter-Ax D400-N	D400N										
Inter-Ax GripTop	D400N										
Inter-Ax D400-N Sealed	D400N										
Silent Knight	D400N										
Pamtight	D400N										
Valiant	C250-40T										
Trojan	C250										
Valiant	B125										
Trojan Seal Plate Compatible	B125										
Rapide	B125										
Ductile Light Duty	B125										
Ductile Light Duty Recessed	B125										
BritPave DI	B125										

Key: | = Standard on product. O = Optional extra.

Channel gratings	Loading class	Security		Suitable for cross trafficking	Modular linear design
					
Translinea	E600	O		I	I
Translinea	D400	O		I	I
Autolinea	D400		I		I
Mecalinea	C250	O			I

Kerb drainage	Loading class	Health and safety		Security	
					
Aquakerb	D400	I			I
Selecta 500 Urban Profile (T)	C250	I			I
Selecta 500 Rural Profile (A)	C250	I			I
Selecta 500 Maxi Urban Profile (T)	C250	I			I
Selecta 500 Maxi Rural Profile (A)	C250	I			I
Waterfall	C250	I			
Watergate Kerb	C250				

Surface boxes	Grade	Health and safety			Installation and durability	Network security	Rapid access single piece cover
				Traditional lift-out			
Warrior	A			I	I	O	I
Double Triangular	A			I		O	
Solid Top	A			I			I
Hinged Pavement	B	I					I

Key: I = Standard on product. O = Optional extra.

Gully grates	Loading class	Health and safety			Installation and durability	Network security		Absorption efficiency			Silent in use	Pedestrian friendly
		E	E	Traditional lift-out		D=	D=	D=	D=	D=		
Briflo	F900			I							I	
Briflo	E600			I							I	
AquaVantage	D400	I				O	I	I			I	
Aqua-Max	D400	I			I	O	I	I			I	
Rexus	D400	I			I	O	I	I			I	
Watershed	D400	I					O		I		I	
Watershed Meshed	D400	I							I		I	I
Ax-S 400	D400	I							I		I	
Torrent	D400			I					I		I	
Waterway 2000	D400			I	I				I		I	
Waterway 1200	D400			I	I				I		I	
Watershed	C250	I							I			
Pedestrian	C250	I									I	I
Watergate	C250	I									I	
Waterflow	C250	I									I	
Aquaifo	B125	I									I	

Key: I = Standard on product. O = Optional extra.