

■ GEBERIT

Slim and clever.

Geberit tap system



Geberit washbasin tap
Brenta, wall-mounted 170 mm



Geberit washbasin tap
Piave, wall-mounted 170 mm



Geberit washbasin tap
Brenta, wall-mounted 220 mm



Geberit washbasin tap
Piave, wall-mounted 220 mm



Geberit washbasin tap
Brenta, deck-mounted



Geberit washbasin tap Piave,
deck-mounted

Geberit Sales Ltd
Geberit House
Edgehill Drive
Warwick
CV34 6NH

T 01926 516800
F 01926 400101
E enquiries@geberit.co.uk
Literature 0800 007 5133

→ www.geberit.co.uk

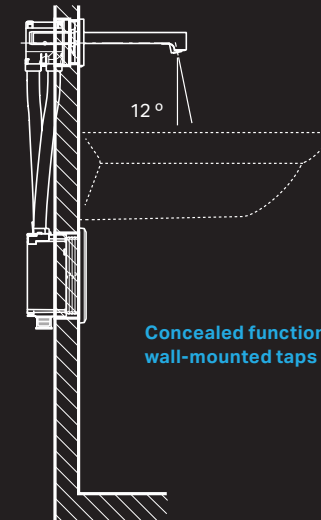
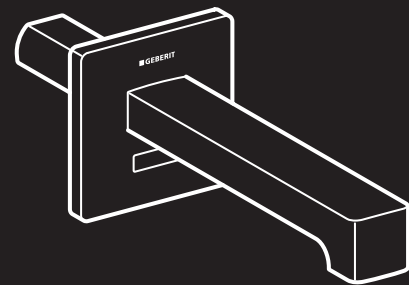
Pretty clever solutions for the public space.



The Geberit tap system:

- Reliable and robust planning
- Easy installation
- Rapid maintenance and service
- Economical operation
- Attractive design

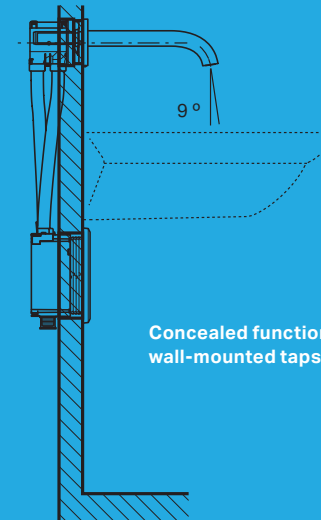
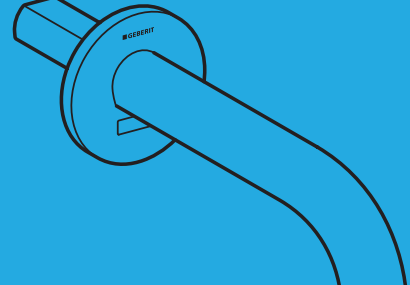
Geberit washbasin tap Brenta, wall-mounted



Concealed function box for wall-mounted taps

Technical data:	Nominal voltage	110–240 V AC
	Mains frequency	50–60 Hz
	Operating voltage	4.5 V DC
User recognition:	Power consumption	0.1 W
Power supply:	Flow pressure	0.5 – 10 bar
	Min. flow pressure	0.5 bar
Product material:	Max. water temperature	60 °C
Water guide:	Max. water temperature short-term	90 °C
	Flow rate at 3 bar	5 l/min

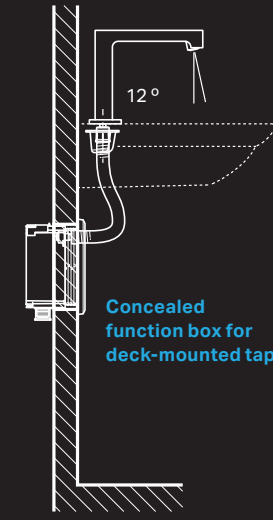
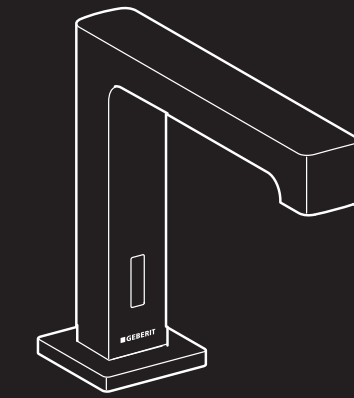
Geberit washbasin tap Piave, wall-mounted



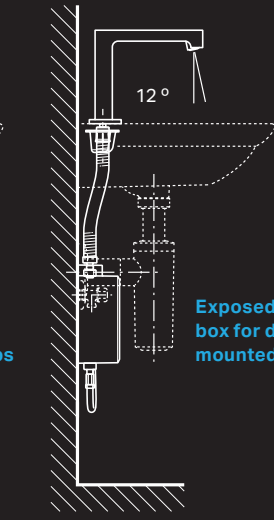
Concealed function box for wall-mounted taps

Technical data:	Nominal voltage	110–240 V AC
	Mains frequency	50–60 Hz
	Operating voltage	4.5 V DC
User recognition:	Power consumption	0.1 W
Power supply:	Flow pressure	0.5 – 10 bar
	Min. flow pressure	0.5 bar
Product material:	Max. water temperature	60 °C
Water guide:	Max. water temperature short-term	90 °C
	Flow rate at 3 bar	5 l/min

Geberit washbasin tap Brenta, deck-mounted



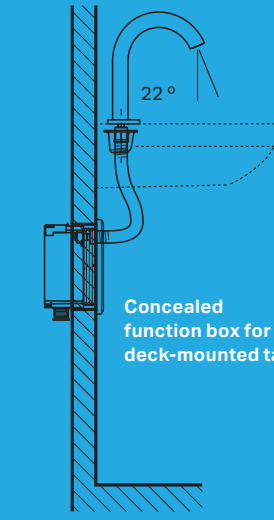

Concealed function box for deck-mounted taps



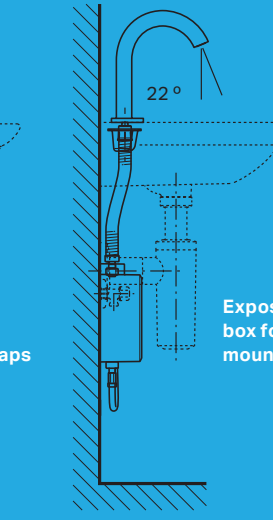
Exposed function box for deck-mounted taps

Technical data:	Nominal voltage	110–240 V AC
	Mains frequency	50–60 Hz
	Operating voltage	4.5 V DC
User recognition:	Power consumption	0.1 W
Power supply:	Flow pressure	0.5 – 10 bar
	Min. flow pressure	0.5 bar
Product material:	Max. water temperature	60 °C
Water guide:	Max. water temperature short-term	90 °C
	Flow rate at 3 bar	5 l/min

Geberit washbasin tap Piave, deck-mounted



Concealed function box for deck-mounted taps



Exposed function box for deck-mounted taps

Technical data:	Nominal voltage	110–240 V AC
	Mains frequency	50–60 Hz
	Operating voltage	4.5 V DC
User recognition:	Power consumption	0.1 W
Power supply:	Flow pressure	0.5 – 10 bar
	Min. flow pressure	0.5 bar
Product material:	Max. water temperature	60 °C
Water guide:	Max. water temperature short-term	90 °C
	Flow rate at 3 bar	5 l/min

A clever system does the trick.



Separating the outlet from the control provides more flexibility to create elegant designs for touchless taps.



The Geberit tap system allows for a reliable planning and a worry-free execution.



The durability of Geberit products, combined with their reliable function, result in economical operation.



The integration of vital components into the Geberit Duofix installation frame ensures easy, safe and reliable installation.



As the technology is separate from the tap, the system is much easier to service saving time and money.

Geberit Duofix frame for washbasin, wall-mounted tap, 130 cm

