

'TOPLINE' - FLOOR TRIMS



Key Features

- » All tops fit all bases – versatile choice of applications.
- » Co-extruded tops – slip resistant surface and high impact clip.
- » Easy to install – time saving.
- » Product combinations – all junction gauges accommodated (see over).
- » uPVC bases – can be curved on-site.
- » Aluminium Base QAB2 – punched gripper option for carpets.
- » Easy to clean – low maintenance.
- » Wide range of colours

Tops (QTL36/ QTR42/ QTR45 Colour Range

Inc. Light Reflectance Value (LRV)

| | | | |
|----|---------|----|------------|
| 6 | Black | 11 | Spruce |
| 10 | Rustic | 15 | Flint |
| 10 | Peat | 26 | Light Grey |
| 11 | Regency | | |

Note:

Can't find what you are looking for? We are here to help call our customer care team on **+44 (0) 161 627 4222** to find out more.

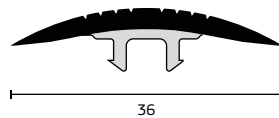
Introduction

The 'Topline' range from Quantum Flooring Solutions offers a floor trim system suitable for installation in both contract and domestic locations.

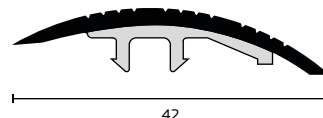
The range includes a number of bases and top trim profiles to create a neat, safe and durable junction between adjacent floor finishes. The different sizes of bases and tops allow for almost all floorcovering thicknesses to be accommodated, the tops are available in a range of 7 colours to compliment any design scheme.

TOPS

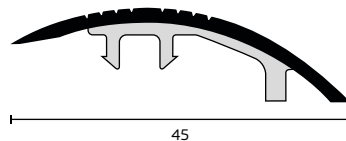
QTL36



QTR42

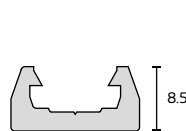


QTR45

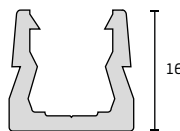


BASES – uPVC

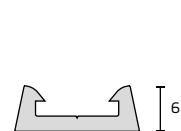
QVB1



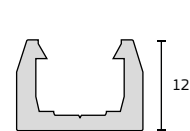
QVB2



QVB3



NEW
QVB4



BASES – ALUMINIUM

QAB1



QAB2
(punched or unpunched)



Installation

Screw the pre-drilled bases to the floor between the two floorcoverings.

Position the tops in place and tap into place using a rubber mallet.



Topline Product Combinations

