



SAFETY TECHNOLOGY

# Access control



# Contents

Overview	5
----------	---

## ACCESS CONTROL

GEZE INAC	8
GCER 300	18
GCER 100	24
Number code locks	28



Installation situation, GCVR 800 Touch T, Germany (photo: GEZE GmbH)

## OVERVIEW

ACCESS CONTROL	GEZE INAC	GCER 300	GCER 300 LIGHT	GCER 100	Toplocks
<b>AREAS OF APPLICATION</b>					
Networked access control system	●	–	–	–	–
Stand-alone operation	–	●	●	●	●
Inside	●	●	●	●	●
Outside	●	●	–	●	●
<b>MANAGEMENT POSSIBILITIES</b>					
Online access points (readers)	120	–	–	–	–
Max. number of personal master records	1000	200	200	100	5
Max. doors for door control/monitoring	120	2	1	1	1
<b>ACCESS AUTHORISATION</b>					
	RFID ID card or double authentication with RFID ID card and personal PIN	RFID ID card or personal PIN	RFID ID card or personal PIN	RFID ID card, RFID key fob, vehicle keys	Personal PIN
<b>PRODUCT FEATURES</b>					
Online networking	●	–	–	–	–
No external control unit needed	–	●	●	●	●
Easy authorisation release and management via master cards or PIN keypad on reader	–	●	●	●	●
Temporary or permanent release function	–	●	–	–	–
Authorisation and deletion of individual RFID ID cards or PINs via master cards	–	●	●	●	–
RFID entry level variants at attractive prices	–	●	●	●	–
Browser-based application with intuitive interface	●				
Easy and time-saving parameter setting	●				
Client management for buildings with several tenants	●				
Personal and ID card management	●				

● = YES





## SAFETY TECHNOLOGY

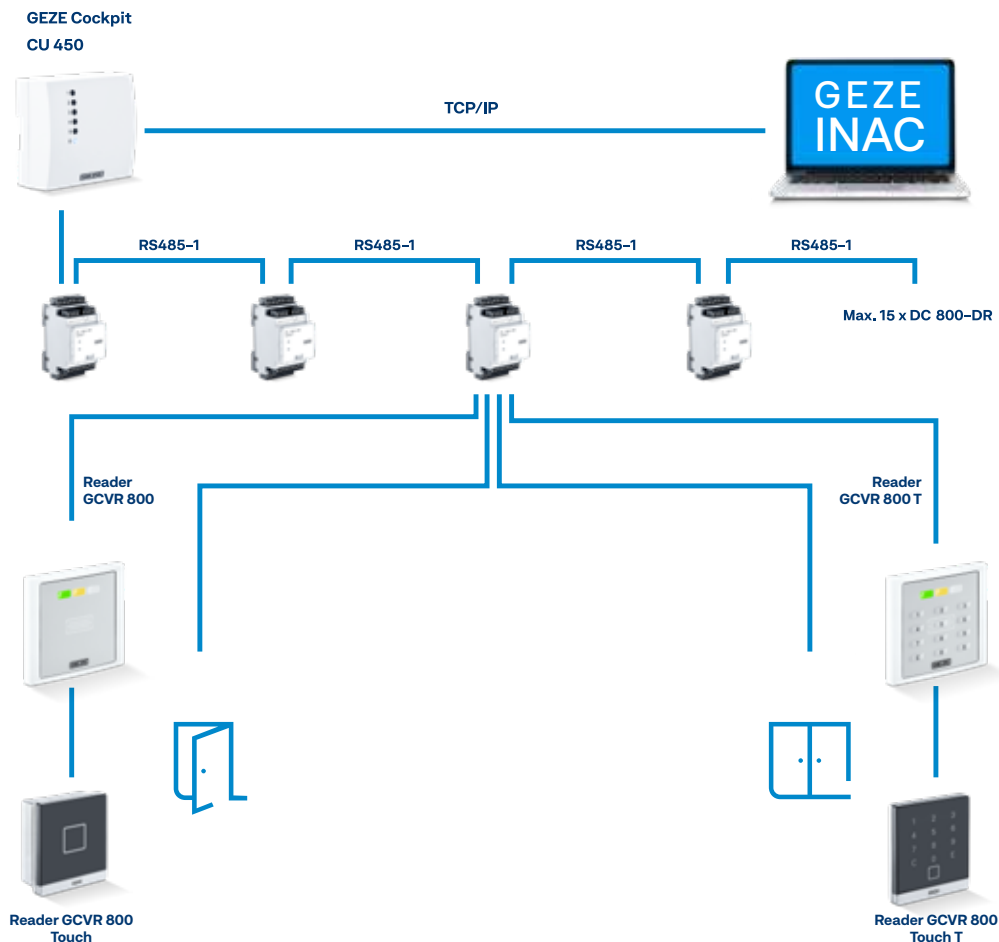
# Access control

Access control systems will enable you to ensure that only authorised people are allowed to enter your building. Only you get to determine who can enter your building – or certain areas within – how and when. Use our extensive and intelligent solutions to protect your building from unauthorised access. We offer you state-of-the-art, reliable identification methods and efficient control units – because it concerns the safety of people, valuables and data.



# GEZE INAC

Smart access control system as stand-alone solution  
or for integration into building management technology



## AREAS OF APPLICATION

- For interior and exterior areas
- Can be integrated/combined into the GEZE Cockpit building automation

## PRODUCT FEATURES

- Control of up to 120 online access points (readers)
- Management of up to 60 (basic version), 500 or 1000 personal master records
- Client management for buildings with several tenants
- Browser-based application with modern and intuitive user interface
- Access authorisation via contactless readable transponder or personal PIN if available
- Flexible access authorisations for optimal building usage
- Investment protection thanks to backwards compatibility
- Management possibilities for personal master records are scaleable



## SYSTEM DESCRIPTION

GEZE INAC is a smart access control system and the perfect supplement when it comes to building automation. It can be seamlessly integrated into the GEZE COCKPIT as a software application under licence.

It offers the user a modern and intuitive user interface. Due to the completely browser-based application and the installation of the software on the GEZE COCKPIT, no additional server or PC hardware is needed.

The central and clear administration and configuration of all access components takes place via the GEZE COCKPIT. Door controllers (max. 2 x 15 pieces) in an installationfriendly top-hat rail housing enable the control of up to 120 online access points (readers).

In addition, GEZE INAC is scaleable to the administration options of personal master records. By means of different licences, the maximum number of manageable personal master records can be extended from 60 (basic license) to 500 or 1000. The user only pays for the services that are needed and used.

With smart software and open interfaces the unique networking of door and window technology provides completely new access control options when it comes to automating buildings for all planners and operators. For more efficiency, safety, and convenience. For dynamic safety and fire protection concepts, intelligent smoke and heat extraction, and the targeted release of escape routes.

## Hardware

### CU 450 IN TOP-HAT RAIL HOUSING



- Powerful embedded PC for top-hat rail mounting
- Comprehensive GEZE Cockpit BASIC configuration software included
- Supports the BACnet standardised device profile B-BC (BACnet building controller)
- Operation without fan suitable for installation in control cabinet housings
- Connections to the device accessible from the top and bottom through perforated gaps in the housing

## TECHNICAL DATA

	CU 450 in top-hat rail housing (ID 167295)
Dimensions (W x H x D)	120 x 116 x 58 mm
Ambient temperature	-10 °C to +60 °C
Voltage supply	24 V DC
IP rating	IP20

## DC 800-DR DOOR CONTROLLER



- Door control unit for connecting RFID readers, locking and unlocking elements and feedback contacts
- Standardised networking of GEZE INAC RFID readers
- Identification and authorisation checking of ID cards via connected RFID readers
- For the activation and control of doors and their locking elements
- Straightforward connection of GEZE INAC RFID readers to the GEZE Cockpit
- Comprehensive control and monitoring of GEZE products
- Evaluation of all access activities
- Connection of other components possible at any time
- RS485 interface

## TECHNICAL DATA

DC 800-DR (ID 187671)	
Function	Door control unit
Housing dimensions (W x H x D)	54 x 90 x 65 mm
Weight	182,5 g
Voltage range	12 to 24 V DC ( $\pm 10\%$ )
Induced current intake	170 mA with 12 V DC   90 mA with 24 V DC
IP rating	IP20
Protection rating	3
Ambient temperature	-10 °C to +55 °C
Interfaces	1 x RS485 to the GEZE Cockpit 2 x RS485 to the peripherals
Relay contact	2 max. 30 V DC / 2 A
Inputs	4
Cable type	J-Y(ST)Y 2 x 2 x 0.8
Cable length	Max. 900 m: RS 485-1 Max. 300 m: RS 485-2, RS 485-3, decentralised voltage supply between the connected GEZE DCEM 800-FM
Type of installation	Top-hat rail (EN 60715) or GEZE surface mounting housing 152010

## SURFACE-MOUNTED HOUSING



- Surface-mounted frame for the optional surface-mounted installation of GCVR 800/800T and GCER 300 RFID reader
- For electronic top-hat rail components, e.g. door controllers, power supplies etc.
- Straightforward installation of RFID readers
- Alternative to flush-mounted installation

## TECHNICAL DATA

### Surface-mounted housing (ID 152010)

Housing dimensions (W x H x D)	193 x 130 x 82 mm
--------------------------------	-------------------

## DCEM 800-FM



- Extension module for connection of one further door to the door control unit
- Extension of the door control unit by one further relay output
- Extension of the door control unit by two further inputs
- For the activation and control of doors and their locking elements
- Installation in standard flush-mounted box
- Straightforward connection to the door control unit
- Control and monitoring of GEZE products
- RS485 interface

## TECHNICAL DATA

### DCEM 800-FM (ID 188304)

Function	Extension module for door control unit
Housing dimensions (W x H x D)	50 x 45 x 15 mm
Weight	31 g
Voltage range	12 to 24 V DC (± 10 %)
Induced current intake	90 mA with 12 V DC   50 mA with 24 V DC
IP rating	IP20
Protection rating	3
Ambient temperature	-10 °C to 55 °C
Interfaces	1 x RS485
Relay contact	1, max. 30 V DC / 2 A
Inputs	2
Cable type	J-Y(ST)Y 2 x 2 x 0.8
Cable length	Max. 300 m: RS485 Max. 400 m: Decentralised voltage supply between the DCEM 800-FM connected.
Type of installation	Flush-mounted box or on-site housing
Montageart	Unterputzdose oder bauseitiges Gehäuse

## GCVR 800 FLUSH MOUNTING / GCVR 800 T FLUSH MOUNTING



- RFID reader for GEZE INAC access control
- Interior and exterior area (IP54)
- Non-secured exterior area
- Secured interior area
- Surface- or flush-mounted installation
- Read-out of access authorisations
- Encrypted data communication with the door control unit
- Optical and acoustic signalling
- GCVR 800 T: PIN keyboard for double authentication

### TECHNICAL DATA

GCVR 800 (ID 191363) / GCVR 800 T (ID 185709)	
Function	Reading RFID media ISO 14443 A
Frequency	13.56 MHz
Type of installation	Flush-mounted (surface-mounted: frame needed)
Connection type	Clip connector pluggable
Dimensions (W x H x D)	Flush-mounted 81 x 81 x 21 mm Surface-mounted 81 x 81 x 40 mm
Operating voltage	8 to 30 V DC (internal reverse polarity protection)
Maximum power consumption	1.7 VA
Interfaces	1 x RS485
Service temperature	-25 °C to +60 °C
IP rating	At the front (in mounted state) IP54 The seal against the installation wall determines the maximum achievable IP rating IP54.

## GCER AP SURFACE-MOUNTED FRAME



- Surface-mounted frame for the optional surface-mounted installation of GCVR 800/800T and GCER 300 RFID reader
- For wall, façade and metal construction
- Alternative to flush-mounted installation

### TECHNICAL DATA

GCER AP surface-mounted frame (ID 130024)	
Housing dimensions (W x H x D)	80 x 80 x 30 mm
Total depth with reader	40 mm

**WEATHER PROTECTION ROOF GCVR 300, 800 (ID 163521)**

- Weather protection for RFID readers
- Surface-mounted installation of RFID readers on wall, façade and metal structures
- Stainless steel material
- With protective flap

**GCVR 800 TOUCH FLUSH MOUNTING / GCVR 800 TOUCH SURFACE MOUNTING / GCVR 800 TOUCH T FLUSH MOUNTING / GCVR 800 TOUCH T SURFACE MOUNTING**

- RFID reader for GEZE INAC access control
- Interior and exterior area (IP54)
- Non-secured exterior area
- Secured interior area
- Surface- or flush-mounted installation
- High-quality glass look
- Read-out of access authorisations
- Encrypted data communication with the door control unit
- Optical and acoustic signalling
- GCVR 800 Touch T: PIN keyboard for double authentication

**TECHNICAL DATA**

**GCVR 800 Touch flush mounting (black ID 187111, white 191365)**  
**GCVR 800 Touch surface mounting (black ID 187125, white 191366)**  
**GCVR 800 Touch T flush mounting (black ID 191364, white 191368)**  
**GCVR 800 Touch T surface mounting (black ID 187123, white 191367)**

Function	Reading RFID media ISO 14443 A
Frequency	13.56 MHz
Type of installation	Flush-mounted (surface-mounted: frame needed)
Connection type	Pluggable 8 pole screw/plug-in terminal
Dimensions (W x H x D)	Flush-mounted 81 x 101 x 21 mm Surface-mounted 81 x 101 x 41 mm
Operating voltage	8 to 30 V DC (internal reverse polarity protection)
Maximum power consumption	3.5 VA
Interfaces	1 x RS485
Service temperature	-25 °C to +60 °C
IP rating	At the front (in mounted state) IP54 The seal against the installation wall determines the maximum achievable IP rating IP54.

## Software

Depending on the area of application, one or more software licenses can be added. Licences can be purchased on an existing GEZE Cockpit, or in conjunction with a new GEZE Cockpit. Licences are valid without time restrictions.

### GEZE INAC SOFTWARE LICENCES



- Software for managing the GEZE INAC access control
- Management, configuration and control of access authorisations
- Configuration of connected components
- Web-based software
- Modern and intuitive interface
- Unique dashboard for efficient use
- Fast and simple assignment of access authorisations
- Client management for buildings with several tenants

### TECHNICAL DATA

GEZE INAC software licences (ID 190313)	
Number of system users	2
Personal administration max.	60
Per RS485 interface max.	15 DC 800-DR door control units
Per RS485 bus max.	60 online access points
GEZE INAC +60 extension licence (ID 190314)	
Personal administration max.	60 more
GEZE INAC extension licence max. 500 (ID 189292)	
Personal administration max.	500
GEZE INAC extension licence max. 1000 (ID 189293)	
Personal administration max.	1000

## Connection

### GEZE INAC RS485-1 / GEZE INAC RS485-2

- Protocol adapter for connecting door controllers with access control via the RS 485-1 or RS 485-2 interface

### TECHNICAL DATA

GEZE INAC RS485-1 (ID 190325) / GEZE INAC RS485-2 (ID 190326)	
Per RS485 interface max.	15 DC 800-DR door control units
Per RS485 bus max.	60 online access points
Number of readers per DC 800-DR max.	4

## Accessories

### RFID ID CARD



- Authentication at access points
- RFID frequency 13.56 MHz
- Encrypted data communication

### TECHNICAL DATA

RFID ID card (ID 185711)	
Chip card technology	MIFARE DESFire EV2
Frequency	13.56 MHz

### KEY FOB RFID



- Authentication at access points
- RFID frequency 13.56 MHz
- Encrypted data communication

### TECHNICAL DATA

RFID key fob (ID 185712)	
Chip card technology	MIFARE DESFire EV2
Frequency	13.56 MHz

## Power supplies

### NT 1.0 A–24 V DC PLUG-IN POWER SUPPLY



- 24 V power supply

### TECHNICAL DATA

NT 1.0 A–24 V DC plug-in power supply (ID 130025)	
Primary voltage	100 to 240 V AC 50 Hz

NT 1.1 A-24 V UP POWER SUPPLY



- 24 V power supply for flush-mounted installation
- For the supply of 24 V drives and control units
- Compact power supply

TECHNICAL DATA

NT 1.1 A-24 V UP power supply (ID 151426)	
Primary voltage	100 to 240 V AC 50 Hz

POWER SUPPLIES: NT 1.5 A-24 V HS / NT 2.5 A-24 V HS / NT 4.2 A-24 V HS



- 24 V power supply for top-hat rail mounting
- For the supply of 24 V drives and control units
- Fast and simple installation
- Powerful power supply with small dimensions

TECHNICAL DATA

NT 1.5 A- 24 V HS power supply (ID 151425) NT 2.5 A-24 V HS power supply (ID 151424) NT 4.2 A-24 V HS power supply (ID 151423)	
Output voltage	21.6 to 29 V DC
Dimensions (W x H x D)	
NT 1.5 A- 24 V HS power supply	35 x 90 x 58 mm
NT 2.5 A-24 V HS power supply	52 x 90 x 58 mm
NT 4.2 A-24 V HS power supply	100 x 93 x 56 mm
Installation	
NT 1.5 A- 24 V HS power supply	on the top-hat rail, 2 division units
NT 2.5 A-24 V HS power supply	on the top-hat rail, 3 division units
NT 4.2 A-24 V HS power supply	on the top-hat rail

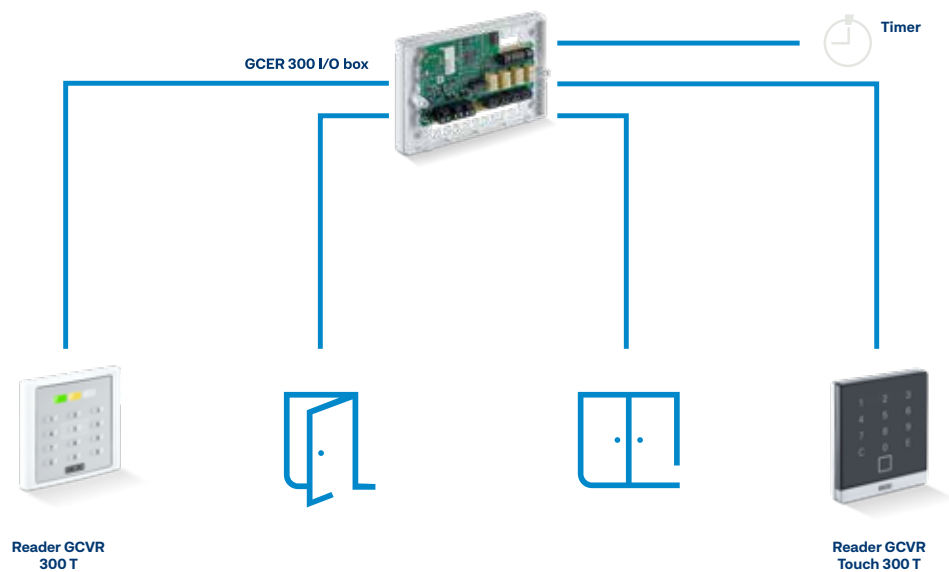


## ORDER INFORMATION

Designation	Version	ID no.
<b>HARDWARE</b>		
CU 450 in top-hat rail housing		167295
DC 800-DR	grey	187671
Surface-mounted housing		152010
DCEM 800-FM	white	188304
GCVR 800 flush mounting	silber	191363
GCVR 800 flush-mounted	silber	185709
GCER AP surface-mounted frame	grey	130024
Weather protection roof GCVR 300, 800		163521
GCVR 800 Touch flush mounting	black	187111
	white	191365
GCVR 800 Touch surface mounting	black	187125
	white	191366
GCVR 800 Touch T flush mounting	black	191364
	white	191368
GCVR 800 Touch T surface mounting	black	187123
	white	191367
<b>SOFTWARE</b>		
Software license GEZE INAC		190313
Software license GEZE INAC +60		190314
Software license GEZE INAC max. 500		189292
Software license GEZE INAC max. 1000		189293
<b>CONNECTION</b>		
Connection INAC RS485-1 - to 15 DC (max. 4 readers/DC)		190325
Connection INAC RS485-2 - to 15 DC (max. 4 readers/DC)		190326
<b>ACCESSORIES</b>		
RFID ID card		185711
RFID key fob 185712		185712
<b>POWER SUPPLIES</b>		
NT 1.0 A-24 V DC plug-in power supply	black	130025
NT 1.1 A-24 V UP power supply	black	151426
NT 1.5 A-24 V HS power supply	black	151425
NT 2.5 A-24 V HS power supply	black	151424
NT 4.2 A-24 V HS power supply		151423

# GCER 300

Access control system as stand-alone solution  
for up to two doors



## AREAS OF APPLICATION

- Door control and monitoring of up to two doors
- Interior and exterior areas (GCER 300 Light for interior areas only)

## PRODUCT FEATURES

- Up to 200 access authorisations via contactless readable transponder or personal PIN
- User-defined functions such as short-term release or permanent release (only for GCER 300 I/O box)
- Authorisation and deletion of individual transponders or PINs via master cards

SYSTEM DESCRIPTION

The **GCER 300** access control system offers simple authorisation assignment and management via the corresponding master cards and the PIN keyboard on the reader. Up to 200 users can be managed and in case of loss or defect of ID cards, they can be deleted individually from the system. Access authorisation is granted either via an ID card or alternatively via a 4 to 6-digit personal PIN. In addition to the short-term release, the toggle function is also possible.

**GCER 300 Light** is ideal for controlling an interior door. The door can be activated directly from the reader via a relay on the reader, eliminating the need for an external control unit and making connection considerably easier.

**GCER 300** 2-door access control system consists of the **GCER 300 I/O box** and a **GCER 300 RFID reader**, which can optionally be supplemented by an additional reader. The connected readers are provided with two inputs and two outputs each for door control and door monitoring, so that an additional release button can be connected for each door. Blocking inputs can be defined by means of DIP switches. This makes it possible to implement the interlocking door system and dementia function (protection of persons with a tendency to run away).

Hardware

GCER 300 LIGHT



- Access control solution for monitoring and controlling one door
- Suitable for interior areas
- RFID reader with PIN keypad and integrated relay

TECHNICAL DATA

GCER 300 Light (ID 185710)	
Dimensions	Flush-mounted 80 x 80 x 11 mm / surface-mounted 80 x 80 x 40 mm
Type of installation	flush-mounted (surface-mounted: frame no. 130024 necessary)
Frequency	13.56 MHz, ISO 14443 A
Operating voltage	8 to 30 V DC
Connection type	Clip connectors pluggable
1x relay output max.	30 V DC / 1 A

## GCER 300 I/O BOX



- Access control solution for monitoring and controlling one or two door(s)
- Creation and management of up to 200 persons
- Access authorisations through ID card or 4–6 digit PIN code
- The system supports RFID identification media in the 13.56 MHz range (ISO14443A)
- Access authorisations can be created quickly and easily, and deleted as well

## TECHNICAL DATA

GCER 300 I/O Box (ID 185707)	
Function	Door control and monitoring
Installation	Simple surface-mounted installation
Connection type	Screw/plug-in terminals
Dimensions (W x H x D)	150 x 100 x 36 mm
Operating voltage	8 to 30 V DC
Maximum power consumption	1.5 VA
Interfaces	1 x RS485 host not galvanically isolated 1 x RS485 slave (reader) not galvanically isolated
Outputs	4 outputs (relay contact) Switching voltage: 30V/DC   Switching current: 1 A/DC
Inputs	4 x inputs (only connect potential-free contacts)
Sabotage contact	Detects housing cover removal
Tamper-proof contact	Detects removal of entire device if housing cover is closed
Service temperature	-20 °C to +60 °C
IP rating	IP30 in housing (acc. to EN 60529)

## GCVR 300 T READER



- RFID reader for GCER 300 access control
- Interior and exterior area (IP54)
- Non-secured exterior area
- Secured interior area
- Surface- or flush-mounted installation
- Read-out of access authorisations
- Encrypted data communication with the door control unit
- Optical and acoustic signalling

## TECHNICAL DATA

### GCVR 300 T reader flush mounting (ID 185708)

RFID technologies	MIFARE DESFire EV1 / MIFARE Classic
Keypad	Yes
Signal elements	3 LEDs, green, yellow, red 1 Piezo buzzer
Installation	Simple flush/surface-mounted installation
Connection type	Pluggable 4 pole WAGO picoMAX eCOM clip connector
Main dimensions (W x H x D)	Flush-mounted 81 x 81 x 21 (11) mm Surface-mounted 81 x 81 x 40 mm
Operating voltage	8 to 30 V DC (internal reverse polarity protection)
Max. power consumption	1.7 VA
Interfaces	1 x RS485 (2-wire), not galvanically isolated Set address via DIP switch (connectible terminating resistor)
Outputs	none
Service temperature	-20 °C to +60 °C
IP rating	At the front (in mounted state) IP54 The seal against the installation wall determines the maximum achievable IP rating IP54.

## GCER AP SURFACE-MOUNTED FRAME



- Surface-mounted frame for the optional surface-mounted installation of GCVR 800/800T and GCER 300 RFID reader
- For wall, façade and metal construction
- Straightforward installation of RFID readers
- Alternative to flush-mounted installation

## TECHNICAL DATA

### GCER AP surface-mounted frame (ID 130024)

Housing dimensions (W x H x D)	80 x 80 x 30 mm
Total depth with reader	40 mm

## WEATHER PROTECTION ROOF GCVR 300, 800 (ID 163521)

- Weather protection for RFID readers
- Surface-mounted installation of RFID readers on wall, façade and metal structures
- Stainless steel material
- With protective flap

## GCVR 300 TOUCH T FOR FLUSH-MOUNTED I/O BOX AND GCVR 300 TOUCH T SURFACEMOUNTED READER



- RFID reader for GCER 300 access control
- Interior and exterior area (IP54)
- Non-secured exterior area
- Secured interior area
- Surface- or flush-mounted installation
- Read-out of access authorisations
- Encrypted data communication with the door control unit
- Optical and acoustic signalling

## TECHNICAL DATA

	<b>GCVR 300 Touch T for flush-mounted I/O box UP (ID 187108)</b>	<b>GCVR 300 Touch T surface-mounted reader (ID 187122)</b>
Dimensions	Flush-mounted 101 x 88 x 35 (21) mm	Surface mounted 101 x 88 x 41 mm
Type of installation	FM Flush mounting	SM Surface mounting
Frequency	13.56 MHz, ISO 14443 A+B	
Operating voltage	8 to 30 V DC	
Connection type	8 pole screw/plug-in terminal	
IP rating	IP54 at the front (when mounted)	

## Accessories

### RFID ID CARD MIFARE DESFIRE EV2



- Authentication at access points
- RFID frequency 13.56 MHz
- Encrypted data communication

## TECHNICAL DATA

	<b>RFID ID card MIFARE DESFire EV2 (ID 185711)</b>
Chip card technology	MIFARE DESFire EV2
Frequency	13.56 MHz

## GCER 300 MASTER SYSTEM DATA



- RFID ID card for administration of access authorisations
- RFID frequency 13.56 MHz
- Encrypted data communication

## TECHNICAL DATA

### GCER 300 master system card (ID 185713)

Chip card technology	MIFARE
Frequency	13.56 MHz

## RFID KEY FOB



- Authentication at access points
- RFID frequency 13.56 MHz
- Encrypted data communication

## TECHNICAL DATA

### RFID key fob (ID 185712)

Chip card technology	MIFARE DESFire EV2
Frequency	13.56 MHz

## ORDER INFORMATION

Designation	Version	ID no.
GCER 300 access control for 1 or 2 doors		185714
GCER 300 Light - 1 door access control	grau	185710
GCER 300 I/O Box	grau	185707
GCVR 300 T reader flush mounting	grau	185708
GCER AP surface-mounted frame	grau	130024
Weather protection roof GCVR 300, 800		163521
GCVR Touch 300 T for flush-mounted I/O Box		187108
GCVR 300 Touch T surface-mounted reader		187122

### ACCESSORIES

RFID ID card MIFARE DESFire EV2	185711
GCER 300 master system card	185713
RFID key fob	185712

# GCER 100

Access control system with RFID reader as stand-alone solution  
for one door



## AREAS OF APPLICATION

- Access control for a door with RFID technology
- Installation in or on metal surfaces is possible
- Interior and exterior applications

## PRODUCT FEATURES

- Universal access control with an excellent price-performance ratio
- Stand-alone operation for controlling one door
- Suitable for identification with cards, key fobs or car keys
- Frequency range of 120-140 kHz enables teach-in of existing ID card types
- Management (creation/deletion) of identification media using master card
- Encrypted communication between reader and control unit prevents manipulation of access control



SYSTEM DESCRIPTION

Universal access control with an excellent priceperformance-ratio. The solution with RFID technology in stand-alone operation is intended for controlling one door. In addition to the conventional identification media such as ID cards or key fobs, the system can also be taught to accept car keys.

Thanks to the frequency range of 120 – 140 kHz, the system can also be taught to accept existing ID cards providing these

are within the same frequency range (EM4102 / HID Prox / Hi-tag 1). The management of identification media, e.g. creation or deletion, is carried out very easily using a master card. Manipulation is excluded by encrypting communication between the reader and the control unit and will not lead to the door opening.

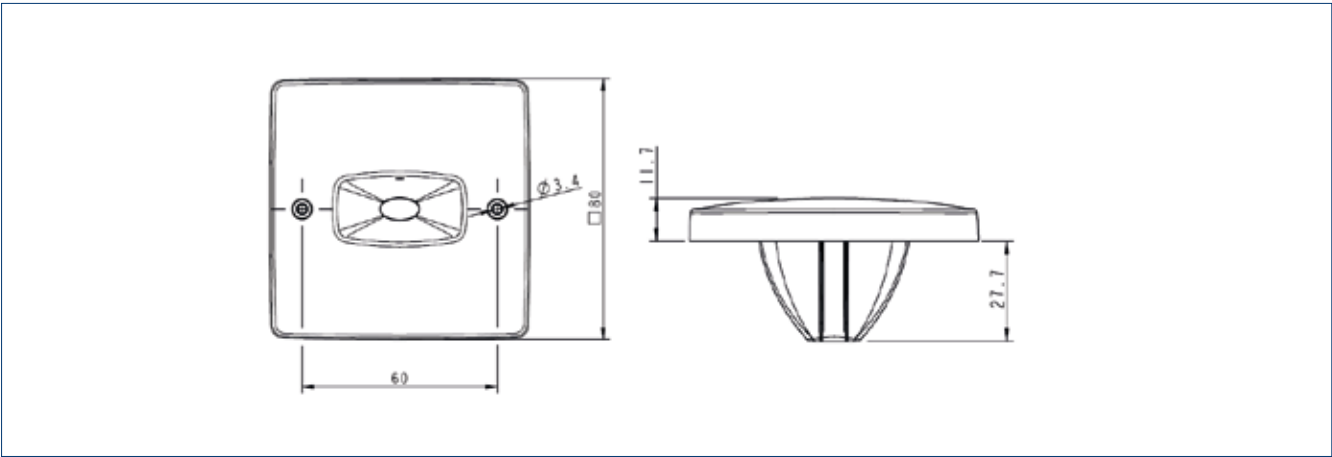
Installation in or on metal surfaces is possible.

GCER 100, RFID-READER

TECHNICAL DATA

	Controller	Reader
Voltage	8 to V AC	-
Current consumption max.	150 mA	-
Temperature range	-20 °C to + 50 °C	-30 °C to +70 °C
IP rating	IP20	IP66
Area of application	Internal installation	External/internal installation
Dimensions (W x H x D)	45 x 45 x 17.5 mm (55 x 45 x 17.5 mm with mounting plates)	80 x 80 x 39,4 mm

PRODUCT SCALE DRAWING



POWER SUPPLY NT 12-1A – 12 V DC

→ For installation in flush mounted socket



TECHNICAL DATA

NT 12-1A – 12 V DC power supply (ID 160148)	
Dimensions (WxHxD)	50.8 x 54 x 32 mm
Primary voltage supply	230 V AC, 50 Hz
Secondary voltage supply	12 V DC (+/- 5 %)
Output current	1 A
Performance	12 W
IP rating	IP20

RFID ID CARD (EM/125 KHZ)

- RFID ID card for authentication at access points
- RFID frequency 125 kHz
- Encrypted data communication



TECHNICAL DATA

RFID ID card (EM/125 kHz) (ID 130026)	
Reader technology	EM 4200
Frequency	125 kHz

RFID KEY FOB (EM/125 KHZ)



- RFID ID card for authentication at access points
- RFID frequency 125 kHz
- Encrypted data communication

TECHNICAL DATA

RFID key fob (EM/125 kHz) (ID 130029)	
Reader technology	EM 4200
Frequency	125 kHz

RFID DESIGN KEY FOB (EM/125 KHZ)



- RFID ID card for authentication at access points
- RFID frequency 125 kHz
- Encrypted data communication
- Stainless steel frames

TECHNICAL DATA

RFID DESIGN key fob (EM/125 kHz) (ID 130030)	
Reader technology	EM 4200
Frequenz	125 kHz

ORDER INFORMATION

Designation	Version	ID no.
GCER 100, RFID reader	silver	160144
	white	160143
NT 12-1A - 12 V DC power supply		160148
RFID ID card (EM / 125 kHz)	white	130026
RFID key fob (EM/125 kHz)	black	130029
RFID design key fob (EM/125 kHz)	black	130030

# Number code locks

## NUMBER CODE LOCKS WITH CAST HOUSING AND METAL KEYPADS AS VANDALISM PROTECTION

The TOPLOCK number code locks are a simple access control option which needs neither keys nor passes. Doors can only be opened when the correct number code has been entered, making 'lockout' practically impossible.

The CTI variants are particularly suitable for internal applications, since the activating relay is fitted directly to the reader. Installation and connection are made much easier since no control unit is needed. The CTS variants are ideal for external applications, since the external control unit makes them manipulation-proof and they also have a sturdy metal keypad. A master code is used to enter up to 5 code numbers, each a maximum of 6 digits, via the keypad. Once the data has been entered, it will remain stored even in the case of a power failure.



Toplock CTI



Toplock CTI B with lighting



Toplock CTS V with metal keypad



Toplock CTS BV with lighting

## OVERVIEW

	Toplock CTI	Toplock CTI B with lighting	Toplock CTS V with metal keypad	Toplock CTS BV with lighting
Operating voltage	12/24 V DC / 12 V AC	12/24 V DC / 12 V AC	230 V AC	230 V AC
Output	potential-free normally opened contact 24 V DC 1 A	potential-free normally opened contact 24 V DC 1 A	potential-free relay output 250 V 5 A	potential-free relay output 250 V 5 A
IP rating	IP65	IP65	IP65 (keypad), IP43 (evaluating unit)	IP65 (keypad), IP43 (evaluating unit)
Dimensions	80 x 80 x 15 mm	60 x 126 x 22,5 mm	80 x 80 x 15 mm bzw. 110 x 188 x 40 mm	60 x 126 x 22,5 mm or 110 x 188 x 40 mm

## ORDER INFORMATION

Designation	ID no.
Toplock CTI, number code lock with integrated evaluating unit	090061
Toplock CTI B, illuminated number code lock with integrated evaluating unit	090063
Toplock CTS V, number code lock with external evaluating unit, metal keypad for increased protection against vandalism	090077
Toplock CTS V, illuminated number code lock with external evaluating unit, metal keypad for increased protection against vandalism	090079





# **We are GEZE.**

## **For l i v e a b l e b u i l d i n g s**

GEZE stands for innovation, high quality and comprehensive support of building technologies. From the initial idea, planning and operational implementation with standard products to customised system solutions and individual service and maintenance plans. We offer an extensive product range of door, window and safety technology products and are a major driving force behind the digital networking of building automation.

### **GEZE GmbH**

Reinhold-Vöster-Straße 21 – 29  
71229 Leonberg  
Germany

Telephone: +49 7152 203 0

Fax: +49 7152 203 310

Email: [info.de@geze.com](mailto:info.de@geze.com)

**[www.geze.com](http://www.geze.com)**