

HEATWAVE

PLAYFUL CURVES OUT OF A CONCRETE SHELL

This gorgeous sculptured piece hangs on your wall like a work of art, drawing all eyes to it... This intriguing radiator is the first to unite the fine details of art and pure craftsmanship with industrial efficiency. The playful, sensuous curls form a deliberate contrast with their intractable concrete shell.

Design by Joris Laarman.

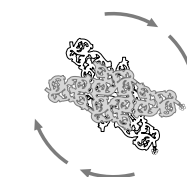
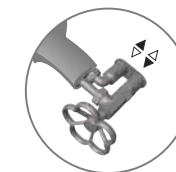
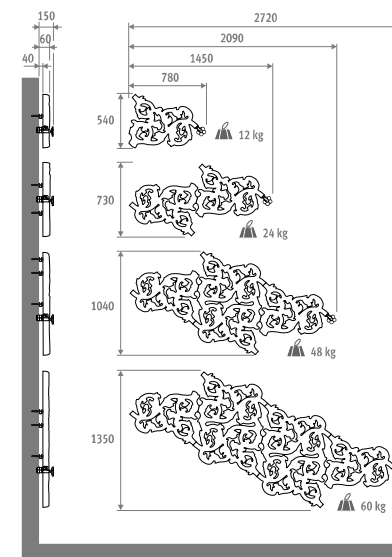


PRESENTING HEATWAVE





DIMENSIONS (in mm)



The Heatwave can be mounted in any orientation through 360°.

OUTPUT TABLE

HEAW.001.OS.XXX

HEIGHT 310

Model	Watts	Watts
	75/65	55/45
OS	232	126
OM	430	236
OL	820	449
XL	1255	709

EN442 output at 20°C room temperature

DELIVERY

Product is made to order, please contact our customer service team on 01531 631 533 to discuss your requirements.

COLOURS

Standard colours:



623 matt black 628 stone grey

Other colours: RAL range on demand.

CONNECTIONS

The design of the Heatwave is such that an air vent is not fitted to the radiator itself.

PLEASE NOTE!

The Heatwave does not come with an air vent. The design of the Heatwave is such that an air vent is not fitted to the radiator itself. Venting is to be done through the central heating system.

NOTE : The Heatwave must NOT be the highest point of the central heating system.


small
OS



medium
OM



large
OL



extra-large
XL



EN 442