




PLANTERS

MADE IN BRITAIN 

PLANTERS & HANGING BASKETS



INTRODUCTION

A wide choice of standard styles, materials & planter capacities

Planting softens hard landscape areas, adding seasonal colour and decoration, and often providing valuable habitat for our local wildlife, but it isn't always practical to plant directly into the ground where there are services and other infrastructure nearby. With constraints such as these, planting into independent containers is an ideal solution. We offer a wide range of standard planters in a variety of materials (summarised below), styles and sizes to suit almost any scheme, and also welcome the opportunity to design site-specific products.

The most appropriate external material for planters largely depends a balance between what visually fits best within a scheme, the anticipated longevity and durability requirement and also maintenance obligation that the client is willing to take on board.



Timber

A variety of sizes and styles, timber planters are crafted from durable materials that provide attractive features in their own right even before planting.



Steel

Generally small to medium-sized planters fabricated from sheet steel and in simple geometric forms - ideal for contemporary commercial settings in particular.



Concrete

Large robust planters that provide a sense of permanence in a street setting especially. Available in a range of colour mixes and surface finishes.

As well as our standard range of independent planters, we also offer a number of planters designed to be integrated with seating, and can also work you to design bespoke planting solution. Take a look at these e-brochures, viewable and downloadable at the link below:




RailRoad range

Fully coordinated range of seating and planter modules that can be connected to form continuous linear and / or curved layouts.



Union range

Trapezoid-shaped full bench, full planter or combined bench and planter modules that can be arranged in many unusual configurations.



Westgate Oxford

Site-specific planters walls and freestanding units for roof terrace of award-winning new shopping centre development in Oxford city centre

<http://www.furnitubes.com/brochures>



VALENCIA TIMBER PLANTER RANGE



Horizontally-boarded planters

The Valencia range of planters is characterised by simple contemporary styling, with plain square posts and side panels constructed from horizontal timber boards. The European oak is finished with an oil that enhances the colouration and grain texture of the timber to present an attractive natural appearance that sits well in most built environments. This range is available in a variety of forms and sizes, including standard and high version cubes and troughs, which are particularly effective when grouped in clusters. All planters are fully lined with GRP to provide a waterproofed containment to the soil, although drainage holes through the base can be included if required.

VALENCIA PLANTER RANGE

European oak construction in oiled finish, with internal GRP lining

CUBES

VAC 40/40 - 400mm (sq) x 400mm (h)

VAC 60/60 - 600mm (sq) x 600mm (h)

VAC 80/80 - 800mm (sq) x 800mm (h)

VAC 100/100 - 1000mm (sq) x 1000mm (h)

VAC 120/120 - 1200mm (sq) x 1200mm (h)

TALL CUBES

VATS 40/80 - 400mm (sq) x 800mm (h)

VATS 50/100 - 500mm (sq) x 1000mm (h)

VATS 60/120 - 600mm (sq) x 1200mm (h)

OPTIONS:

- Drainage holes
- Other sizes

TROUGHS

VAT 100/40 - 1000mm (l) x 400mm (w) x 400mm (h)

VAT 100/60 - 1000mm (l) x 600mm (w) x 600mm (h)

VAT 120/40 - 1200mm (l) x 400mm (w) x 400mm (h)

VAT 150/40 - 1500mm (l) x 400mm (w) x 400mm (h)

VAT 150/60 - 1500mm (l) x 600mm (w) x 600mm (h)

TALL TROUGHS

VATT 100/80 - 1000mm (l) x 400mm (w) x 800mm (h)

VATT 120/80 - 1200mm (l) x 400mm (w) x 800mm (h)

VATT 150/80 - 1500mm (l) x 400mm (w) x 800mm (h)



TENERIFE TIMBER PLANTER RANGE

TENERIFE PLANTER RANGE

American oak construction in oiled finish, with internal GRP lining

CUBES

TES 50/50 - 500mm (sq) x 500mm (h)

TES 70/70 - 700mm (sq) x 700mm (h)

TES 90/90 - 900mm (sq) x 900mm (h)

TES 100/100 - 1000mm (sq) x 1000mm (h)

TES 150/120 - 1500mm (sq) x 1200mm (h)

TROUGHS

TET 100/30 - 1000mm (l) x 300mm (w) x 300mm (h)

TET 120/30 - 1200mm (l) x 300mm (w) x 300mm (h)

TET 150/40 - 1500mm (l) x 400mm (w) x 400mm (h)

TET 180/60 - 1800mm (l) x 600mm (w) x 600mm (h)

TALL TROUGHS

TETT 100/50 - 1000mm (l) x 300mm (w) x 500mm (h)

TETT 120/50 - 1200mm (l) x 300mm (w) x 500mm (h)

TETT 120/80 - 1200mm (l) x 400mm (w) x 800mm (h)

TETT 150/100 - 1500mm (l) x 500mm (w) x 1000mm (h)

TETT 180/100 - 1800mm (l) x 600mm (w) x 1000mm (h)

OPTIONS:

- Veneered timber for internal use - steamed beech, oak, maple, red oak, ash, cherry, sapele, zebrano, wenge, macassar ebony & pine
- Stainless steel protective corners
- Hidden fork lift access via removable kick plate for large planters

Contemporary planter range in choice of timbers

Tenerife is an attractive range of contemporary planters offered in a variety of standard sizes, from small cubes and troughs for low level decorative planting up to larger units for substantial shrubs and small trees. For use in an exterior environment the planters are offered in American oak with an oiled finish and for interior use a number of more exotic veneered timbers are available, including cherry, sapele, zebrano, wenge and ebony. All planters are supplied fully lined with GRP and larger planters can be built with hidden fork lift access.



JAVEA TIMBER PLANTER RANGE

Contemporary-style planter range

Javea is one of Furnitubes' more contemporary planter ranges, characterised by its horizontal board construction and the absence of any visible corner posts. Adjoining boards are butt-jointed on the exterior corners of the planter as standard, which reveals the end section on one face, but can also be mitred so that all end grain is hidden. V-grooves along the joint lines visually accentuate the boards and the planter also has a top lip and inset plinth detail. Manufactured in durable iroko hardwood, all planters are GRP lined as standard to fully waterproof the inside faces of the timber and prevent water-staining emanating from the soil within the planter. Exposed faces of the planters can be supplied in a natural smooth planed finish or oiled to enhance its colouration and grain.



JAVEA PLANTER RANGE

Iroko construction in natural planed finish, with internal GRP lining

CUBES

JAC 40/40 - 400mm (sq) x 400mm (h)

JAC 60/60 - 600mm (sq) x 600mm (h)

JAC 80/80 - 800mm (sq) x 800mm (h)

JAC 100/100 - 1000mm (sq) x 1000mm (h)

JAC 120/120 - 1200mm (sq) x 1200mm (h)

TALL CUBES

JATS 40/80 - 400mm (sq) x 800mm (h)

JATS 50/100 - 500mm (sq) x 1000mm (h)

JATS 60/120 - 600mm (sq) x 1200mm (h)

OPTIONS:

- Oiled finish
- Mitred corners

TROUGHS

JAT 100/40 - 1000mm (l) x 400mm (w) x 400mm (h)

JAT 100/60 - 1000mm (l) x 600mm (w) x 600mm (h)

JAT 120/40 - 1200mm (l) x 400mm (w) x 400mm (h)

JAT 120/60 - 1200mm (l) x 600mm (w) x 600mm (h)

JAT 150/40 - 1500mm (l) x 400mm (w) x 400mm (h)

JAT 150/60 - 1500mm (l) x 600mm (w) x 600mm (h)

TALL TROUGHS

JATT 100/80 - 1000mm (l) x 400mm (w) x 800mm (h)

JATT 120/80 - 1200mm (l) x 400mm (w) x 800mm (h)

JATT 150/80 - 1500mm (l) x 400mm (w) x 800mm (h)



MADRID STEEL PLANTER RANGE

Robust all-steel cubes & troughs

The all-steel Madrid planter range is characterised by its flat plain sides and rounded top edge detail. Manufactured from zintec steel and finished in a polyester powder coating to any BS or RAL Colour, these planters are robust and durable, and equally suitable for interior and exterior environments. Generally smaller than many other planters in our range, Madrid cubes are most often used for single feature plants, particularly around building entrances. Larger troughs are useful for delineation purposes between public and private areas, or for placement against walls. The optional GRP lining will fully waterproof the inside steel faces and prolong the life of the planter.



MADRID PLANTER RANGE

Zintec steel welded construction, polyester powder coated to any RAL/ BS colour reference

CUBES

MAS 35/35 - 350mm (sq) x 350mm (h)

MAS 50/50 - 500mm (sq) x 500mm (h)

MAS 80/80 - 800mm (sq) x 800mm (h)

TALL CUBES

MATS 35/50 - 350mm (sq) x 500mm (h)

MATS 45/100 - 450mm (sq) x 1000mm (h)

MATS 60/14 - 600mm (sq) x 1400mm (h)

TROUGHS

MAT 80/30 - 800mm (l) x 300mm (w) x 300mm (h)

MAT 110/35 - 1100mm (l) x 350mm (w) x 350mm (h)

MAT1 20/40 - 1200mm (l) x 400mm (w) x 400mm (h)

TALL TROUGHS

MATT 80/60 - 800mm (l) x 300mm (w) x 600mm (h)

MATT 100/1000 - 1000mm (l) x 350mm (w) x 1000mm (h)

MATT 110/100 - 1100mm (l) x 370mm (w) x 1000mm (h)

MATT 120/100 - 1200mm (l) x 400mm (w) x 1000mm (h)

OPTIONS:

- GRP lining
- Drainage holes



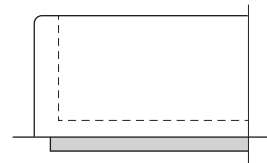
BLYTH CONCRETE PLANTER RANGE



Heavy duty exterior planters

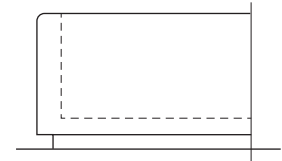
The Blyth range offers large robust concrete planters that provide a sense of permanence in a street setting especially, with large capacity versions suitable for shrubs and small trees as well as lower level decorative planting. There are three sizes, all available in a range of colour mixes (including greys, whites and buffs) and surface finishes (smooth, textured or exposed aggregate) that can be selected to compliment the surrounding hard landscape and architecture. Concrete seating blocks are also available from the same family to allow for a coordinated suite of products across a scheme.

The outside top edges and vertical corners of Blyth planters have a generous radius as a safety feature and a recess at the base to give 2 different installation options.



Installation Option 1:

Base of planter set below finished paving level



Installation Option 2:


Base of planter set on top of finished paving

LIGHT
GREY 1



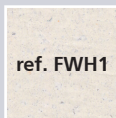
ref. FGR1

DARK
GREY



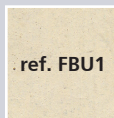
ref. FCH1

WHITE



ref. FWH1

BUFF



ref. FBU1

A selection of the concrete colour mixes available are shown above - refer to Furnitubes' Concrete Seating brochure to view all standard concrete colour and finish options.

BLYTH PLANTER RANGE

Concrete planter

BLRP 600

600mm (sq) x 450mm (h); weight: 260kg

BLRP 100

1000mm (sq) x 450mm (h); weight: 700kg

BLRP 180

1800mm (l) x 600mm (w) x 450mm (h); weight: 710kg

OPTIONS:

- Range of colour mixes & finishes
- Drainage holes
- Anti-skate devices



PLANTERS & HANGING BASKETS



PLANTERS & HANGING BASKETS



View or download other product e-brochures at the following link:

www.furnitubes.com/brochures



© Furnitubes

 **Furnitubes®**

3rd Floor, Meridian House, Royal Hill, Greenwich

LONDON SE10 8RD

T: +44 (0)20 8378 3200

sales@furnitubes.com

www.furnitubes.com