



## PICNIC BENCHES & TABLES

MADE IN  
BRITAIN



## PICNIC BENCHES & TABLES



## INTRODUCTION

### A wide range of styles, sizes and materials

As well as the traditional uses for picnics and external dining, tables can also offer useful surfaces on which to place newspapers, books and other reading material, to use laptops and computer tablets, and even a place to play games at. Providing tables is likely to increase the length of time that visitors stay at a site and enjoy their surroundings. Our range of tables are suitable for all such uses, are available in many different styles, sizes (including child-specific versions) and materials, and can be broadly categorised into 3 main groups.



#### Integrated seating & tables

Key features:

- One piece constructions, easier to install than separate seats and tables, and generally heavier duty as a result

Product range:

- Thetford
- Ribbon



#### Independent seats & benches

Key features:

- Allows for coordination with independent seats of the same style used elsewhere on the site

Product ranges include:

- RailRoad
- Elements
- Zenith / Zenith Horizon
- Parallel
- Fordham
- Cheshunt
- Core
- Stark



#### Utility ranges

Key features:

- Traditional style all-timber picnic tables
- Cost effective solutions for mass seating

Product range:

- Stark

## THETFORD PICNIC BENCH & TABLE RANGE

### Robust picnic bench in multiple size options

The Thetford table and bench combination is a clean design of robust construction, ideal for educational sites, pubs and restaurants, and public picnic areas. There are 4 size options – standard, wide and extra-wide table tops in the adult versions, and a scaled-down model suitable for junior school age children – each available with 2 different slats sizes for either a chunky or more refined aesthetic. Bench and table platforms are pre-assembled onto steel rails, which in turn are fixed to the fully-welded heavy duty box section end frames on site with simple bolt connections. Steelwork is galvanised as standard, with the option of a powder coated finish, and the bench and table platforms comprise hard-wearing iroko slats attached to support rails with discrete fixings. An oiled finish, which retains the natural colouration of the timbers for over a longer period, is an optional extra on all products.



#### Size options & applications:

##### Standard:

**Bench:** 375mm w x 475mm h

**Table:** 675mm w x 770mm h

Ideal for basic picnic situations

##### Wide:

**Bench:** 375mm w x 475mm h

**Table:** 825mm w x 770mm h

Offers more table space for dining

##### Extra-wide:

**Bench:** 375mm w x 475mm h

**Table:** 975mm w x 770mm h

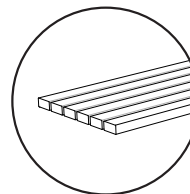
The 815mm gap between the table frame is designed for wheelchair access, also making for a wider table top as a result

##### Junior:

**Bench:** 225mm w x 350mm h

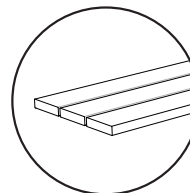
**Table:** 525mm w x 620mm h

Scaled-down unit suitable for children up to 10-12 years old



#### Medium width slats

65mm wide slats give a refined appearance to the table and bench tops, and with more gaps are visually lighter in appearance



#### Wide slats

140mm wide slats on the bench and table tops give a chunky appearance, with half as many slats / gaps compared to the medium width slat tables

## THETFORD PICNIC BENCH & TABLE RANGE

### Size options / slat widths:

Please take time to consider which of the 8 standard options is best suited for your application, taking account of the anticipated usage of the table / bench and the preferred visual appearance in terms of the timber slat configurations.

### THETFORD TABLE & BENCH

Galvanised steel table / bench end and support frames  
Iroko timber slatted table and bench platforms in smooth planed finish  
Supplied flat-packed and part-assembled



**STANDARD** - 1665mm o/a wide x 1975mm long

#### THE ST6 M

6-8 person table with medium width slats

#### THE ST6 L

6-8 person table with wide slats



**WIDE** - 1815mm o/a wide x 1975mm long

#### THE WT6 M

6-8 person table with medium width slats

#### THE WT6 L

6-8 person table with wide slats



**EXTRA-WIDE** - 1965mm o/a wide x 1975mm lg

#### THE XWT6 M

6-8 person table with medium width slats

#### THE XWT6 L

6-8 person table with wide slats



**JUNIOR** - 1165mm o/a wide x 1957mm long

#### THE JT6 M

8-10 child table with medium width slats

#### THE JT6 L

8-10 child table with wide slats

### Installation:

Thetford products are supplied flat-packed as bench and table platforms, and end frames, for on-site assembly with supplied bolts.

Each foot has a fixing plate pre-drilled for an M12 ground fixing (not supplied).

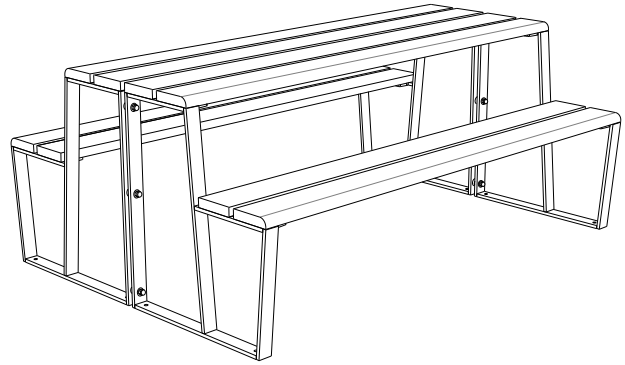
### OPTIONS:

- Timbers with UV protective finish
- Steelwork in powder coated finish
- Extended frame legs for in-ground installation
- Through-socket in table top for parasol
- Supplied fully-assembled

## RIBBON MULTI-SEAT

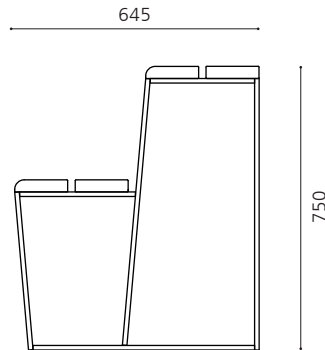
### Two-tiered seating with multiple seating aspects

The Ribbon multi-seat offers an adaptable range of two-directional & two-tier seating solutions. Available in two profile sizes, Ribbon multi-seats are suitable for a variety of applications, including schools and colleges, play areas, vantage points and pub gardens. All seats can be used as stand-alone units to offer two-tier and double aspect seating, or as a back-to-back assembly forms a games or picnic table. The steelwork frame is visually light but structurally very strong, and hot dipped galvanised for ultimate protection against corrosion. Steelwork is further offered in a durable polyester powder coated finish to any RAL colour reference. The seat / table slats are manufactured from heavy duty iroko smooth planed hardwood slats, with the option of an oiled finish.



## RIBBON MULTI-SEAT

The smaller version of the multi-seat has 2 timber slats on both the lower and upper tiers, offering a relatively short seat depth of 300mm, similar to that used for most traditional picnic benches. This is a comfortable depth for 'short stay' seating provision.



### RIBBON MULTI-SEAT - 2-SLAT LOWER SEAT

Standard assembly: steel bench supports, hot dip galvanised and polyester powder coated, with iroko timber slats

#### RIB 2M2

1 person bench, 600mm long

#### RIB 4M2

2 person bench, 1200mm long

#### RIB 6M2

3 person bench, 1800mm long

#### RIB 8M2

4 person bench, 2400mm long, with middle support

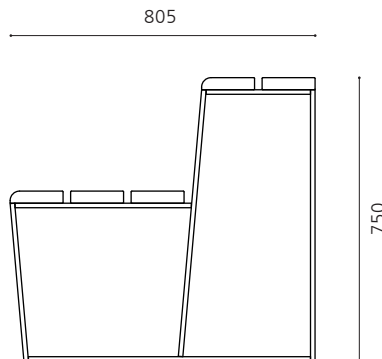
#### RIB FIX

Fixing kit for assembly of back-to-back units

#### OPTIONS

- Timbers with UV protective finish
- Seat supports powder coated to any RAL colour
- Seat supports in mild steel galvanised finish only
- Seat supports in stainless steel (further grades and finish options)
- Flat-pack components for on-site assembly

The larger version of the multi-seat has 3 timber slats on the lower tier and 2 on the upper. The lower tier has a seat depth of 460mm, which offers more comfort compared with a 2 slat width, and is therefore more suitable for longer term seating, for example if the seats are used as exterior desks at a school or college, or in a back-to-back assembly as a picnic table.



### RIBBON MULTI-SEAT - 3-SLAT LOWER SEAT

Standard assembly: steel bench supports, hot dip galvanised and polyester powder coated, with iroko timber slats

#### RIB 2M3

1 person bench, 600mm long

#### RIB 4M3

2 person bench, 1200mm long

#### RIB 6M3

3 person bench, 1800mm long

#### RIB 8M3

4 person bench, 2400mm long, with middle support

#### RIB FIX

Fixing kit for assembly of back-to-back units

#### OPTIONS

- Timbers with UV protective finish
- Seat supports powder coated to any RAL colour
- Seat supports in mild steel galvanised finish only
- Seat supports in stainless steel (further grades and finish options)
- Flat-pack components for on-site assembly



## ELEMENTS® SEATS, BENCHES & TABLES


### Stylish table in multiple configuration options

Elements tables are a Furnitubes in-house and exclusive design based on the same principles as the extensive seating range from the same family, with the table platform comprising iroko hardwood slats attached to a tough galvanised steel chassis. Tables are offered in two lengths and two widths, and with a choice of small, medium or large slats orientated in either a side-to-side or front-to-back layout, giving a total of 12 different table top configurations. If being used primarily for dining purposes it may be advisable to use the large slat version, as this has the least number of gaps between slats so providing the most stable base for placing plates and glasses. Further variations in the table top design can be achieved by varying the side fascia boards, which are available in galvanised or coated steel, and stainless steel, as well as the iroko hardwood version. There are two standard table supports - the end-mounted picture frame design or the inset posts - both of which complement the seats and benches of the same design, though they can equally can be used with seats with other support types from the Elements range.

To discover the full range of products in the Elements family, and how to select seating to match the tables, view or download

Elements e-brochure at:

<http://www.furnitubes.com/brochures>



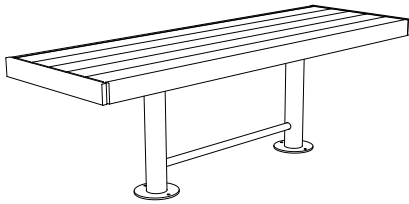


## ELEMENTS® SEATS, BENCHES & TABLES



## ELEMENTS® SEATS, BENCHES & TABLES

Model shown:  
2450mm long x 810mm wide, large timber slats



### ELEMENTS TABLE - POST SUPPORTS

Galvanised steel chassis with iroko slats & fascias  
Galvanised steel supports

#### ELE ST 200 PS

Bench, 1850mm long x 810mm wide

#### ELE ST 260 PS

Bench, 2450mm long x 810mm wide

#### ELE WT 200 PS

Bench, 1850mm long x 960mm wide

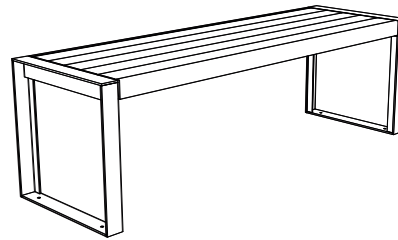
#### ELE WT 260 PS

Bench, 2450mm long x 960mm wide

#### OPTIONS:

- Other timber slat sizes & orientation
- Steel fascia
- Alternative materials / finishes to supports
- Timbers with UV protective finish

Model shown:  
2610mm long x 810mm wide, large timber slats



### ELEMENTS TABLE - PICTURE FRAME SUPPORT

Galvanised steel chassis with iroko slats & fascias  
Galvanised steel supports with iroko panel

#### ELE ST 200 PF

2000mm long x 810mm wide x 800mm high

#### ELE ST 260 PF

2600mm long x 810mm wide x 800mm high

#### ELE WT 200 PF

2000mm long x 960mm wide x 800mm high

#### ELE WT 260 PF

2600mm long x 960mm wide x 800mm high

#### OPTIONS:

- Other timber slat sizes & orientation
- Steel fascia
- Alternative materials / finishes to supports
- Rubber feet for freestanding tables
- Timbers with UV protective finish
- Hole in top for umbrella stem

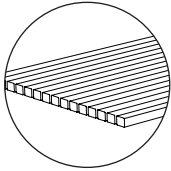




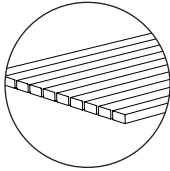
## ELEMENTS® SEATS, BENCHES & TABLES

### Timber slat arrangement options

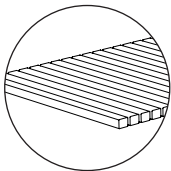
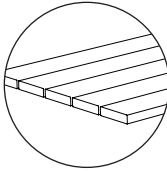
Small slats  
side-to-side



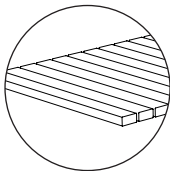
Medium slats  
side-to-side



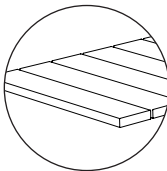
Large slats  
side-to-side



Small slats  
front-to-back



Medium slats  
front-to-back



Large slats  
front-to-back

### Standard bolt-down fixing

All Elements range seating and table products are supplied with supports that are designed to be fixed down on top of the finished paving, with steel supports are pre-drilled for bolting down. Such installations are the quickest and cheapest methods providing that the site is relatively level, and that the substrate is suitable for drilling and securing ground fixings into. Where there is a significant fall across length of the product and / or if substrates are unsuited to fixing into, the steel supports can be extended in depth to allow for a below-ground installation.

### ELEMENTS TABLE

Please use this form to select the table specification you require and send details to:

email: [sales@furnitubes.com](mailto:sales@furnitubes.com) or

fax: **0208 378 3250**

Name: .....

Company: .....

Tel: .....

Email: .....

Project name: .....

Quantity required: .....

#### TABLE PLATFORM:

##### Table top length:

☐ 3 person / side    ☐ 4 person / side

##### Table top width:

☐ Std, 810mm    ☐ Wide, 960mm

##### Table top slat size:

☐ Small    ☐ Medium    ☐ Large

##### Table top slat layout:

☐ Side-to-side    ☐ Front-to-back

##### Table top side fascias:

☐ Timber  
☐ Steel, galvanised finish  
☐ Steel, galv + PPC RAL: .....  
 Stainless steel:  
☐ G304    ☐ Grade 316  
☐ Satin    ☐ Bright polished

##### Timber finish:

☐ Untreated    ☐ UV protective finish

#### TABLE SUPPORTS:

☐ **Picture frame**    ☐ **Post**

☐ Steel, galvanised finish

☐ Steel, galv + PPC RAL: .....

Stainless steel:

☐ G304    ☐ Grade 316  
☐ Satin    ☐ Bright polished



## RAILROAD SEATS, BENCHES & TABLES



### Heavy duty coordinated seats and tables

RailRoad tables are designed to complement the extensive seating range from the same product family, which is characterised by heavy duty timber slats fixed to tough galvanised steel support structures. The table top platform is mounted on a choice of 3 support options - to match the Edge, Loop and Delta seating units. Tables are offered in a length of 1950mm to comfortably accommodate 3 people on each side, or even 4 people at a slight squeeze. This corresponds with the lengths of standard 'independent' seating options from the RailRoad range, meaning tables can be used with standard width benches (with or without backs) and also the narrow bench versions, which is a popular combination for picnic sites. Two table widths are offered, with the wider versions recommended for outdoor dining provision.

To discover the full range of products in the RailRoad family, and how to select seating to match the tables, view or download

RailRoad e-brochures at:

<http://www.furnitubes.com/brochures>

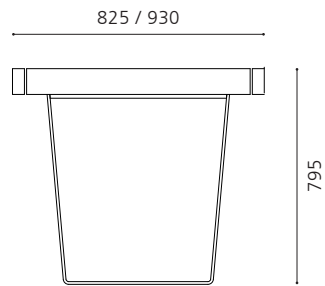
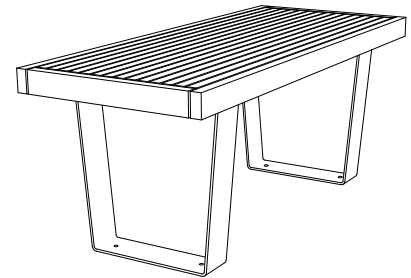
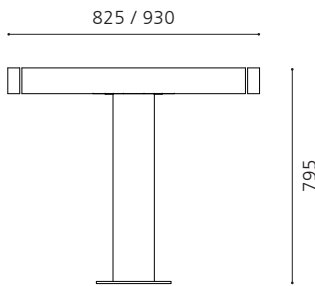
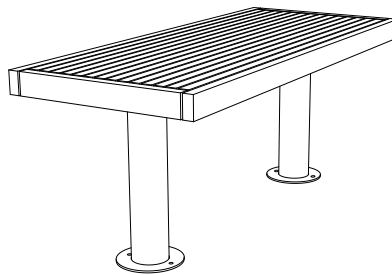
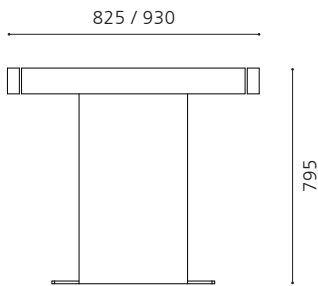
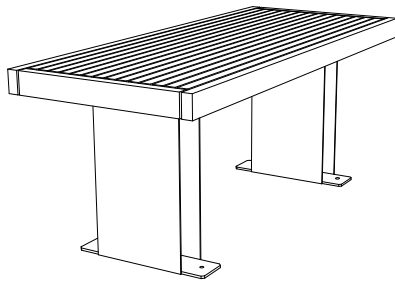




## RAILROAD SEATS, BENCHES & TABLES



## RAILROAD SEATS, BENCHES & TABLES



### RAILROAD TABLES

Steel frame & seat supports for bolt-down surface fixing, hot dip galvanised, with iroko timber slats

#### RAILROAD EDGE

##### RRTE 825

1950mm long x 825mm wide table

##### RRTE 930

1950mm long x 930mm wide table

#### RAILROAD LOOP

##### RRTL 825

1950mm long x 825mm wide table

##### RRTL 930

1950mm long x 930mm wide table

#### RAILROAD DELTA

##### RRTD 825

1950mm long x 825mm wide table

##### RRTD 930

1950mm long x 930mm wide table

#### OPTIONS (ALL MODELS):

- Extended depth supports for in-ground installation (not Delta)
- Through socket in table top for parasol
- Polyester powder coated steelwork to any RAL reference
- Timbers with UV protective finish



## RAILROAD SEATS, BENCHES & TABLES

### Different seating and table combinations

With many different forms and size options within the RailRoad product range, there are also many different component combinations that can make up a seating and table assembly. Which specific products are the most suitable depends on the ultimate use of the furniture, and also the some extent on the available budget. For general all-round and short term use, such as in a park, narrow version benches and the standard width tables will be perfectly adequate, and also benefits from taking up the least amount of space and being the cheapest option. For dining situations though, where longer term comfort is important, seats with backrests might be preferable and larger depth tables offer more space for tableware. All seat supports types - Edge, Delta and Post - are conveniently inset from the front edge of the seating platforms and tables to allow a relatively easy manoeuvre between the seat and table, or step over the bench.

#### EXAMPLE SMALL SCALE TABLE & SEATING SET



##### Individual products illustrated:

**Table:** RailRoad Edge supports with standard width table top  
1950mm long x 825mm wide

**Benches:** RailRoad Edge Narrow independent benches  
1950mm long x 450mm wide

#### EXAMPLE LARGE SCALE TABLE & SEATING SET



##### Individual products illustrated:

**Table:** RailRoad Edge supports with wide table top  
1950mm long x 930mm wide

**Seat:** RailRoad Edge independent seat with backrest  
1950mm long x 700mm wide

**Bench:** RailRoad Edge independent bench  
1950mm long x 700mm wide

## ZENITH® & ZENITH HORIZON SEATS, BENCHES & TABLES

### Steel framed timber-topped tables

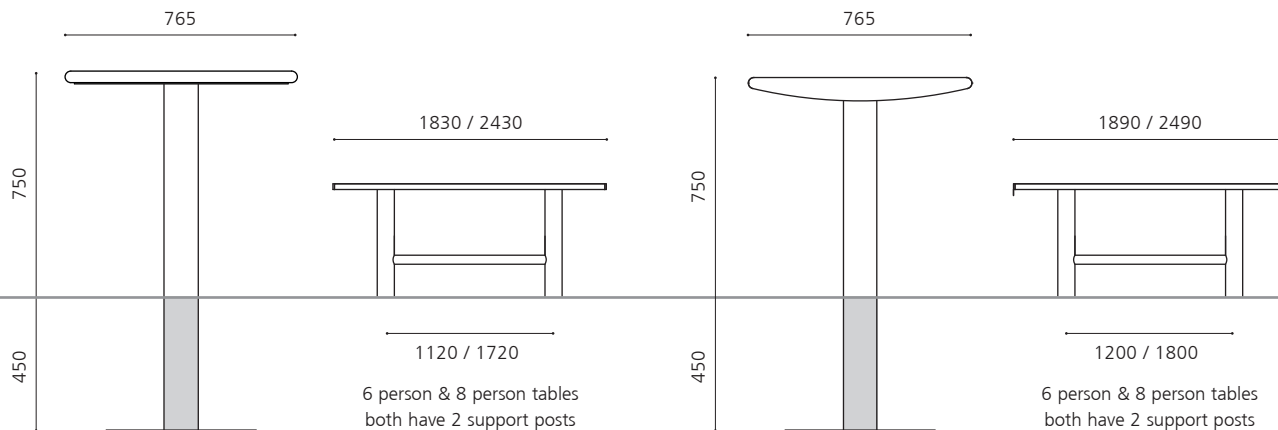
Zenith and Zenith Horizon tables are characterised by their steel frames and inset timber tops, providing a robust construction at the same time as comfort for the users. The two styles have subtle differences designed to complement the seating from the corresponding ranges. Available in two standard lengths, to suit either 6 or 8 sitters. Their durable construction makes Zenith and Zenith Horizon tables a popular choice for a wide range of sites, from outdoor dining areas in schools and education campuses, to seafronts and picnic areas. Other lengths are available on request, including shorter versions which can serve as fixed games tables in a public realm situation. The inset posts on all versions make the table accessible to wheelchair users from both ends. Although generally supplied as an independent item, the table can be joined (either above or below ground) to benches or seats via low level plates to form a single-piece picnic-style table set, which can be bolted down or used as a freestanding unit.

Visit our website to discover the full range of products in the Zenith seating family, and how to select matching seating & tables  
[www.furnitubes.com/brochures](http://www.furnitubes.com/brochures)





## ZENITH® & ZENITH HORIZON SEATS, BENCHES & TABLES



### ZENITH TABLE

Standard assembly: steel frame, central table top section & posts for in-ground fixing, hot dip galvanised, with iroko timber slats in smooth planed finish

#### ZEN T6

6 person (3 per side) / 1830mm long table

#### ZEN T8

8 person (4 per side) / 2430mm long table

### ZENITH HORIZON TABLE

Standard assembly: steel frame & bolt-on posts for in-ground fixing, hot dip galvanised, with iroko timber slats in smooth planed finish

#### ZNH T6

6 person (3 per side) / 1890mm long table, side-to-side slats

#### ZNH T8

8 person (4 per side) / 2490mm long table, side-to-side slats

#### ZNF T6

6 person (3 per side) / 1890mm long table, front-to-back slats

#### ZNF T8

8 person (4 per side) / 2490mm long table, front-to-back slats

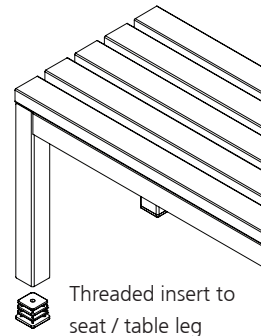
### OPTIONS:

- Base plated posts for bolt-down installation
- Combined assembly with benches or seats for freestanding or bolt-down installation
- Framework & posts in polyester powder coated finish
- Framework & posts in plastic coated finish
- Framework & posts in stainless steel, various grades & finishes
- Alternative slat materials, including wood plastic composite (WPC), on selected models only
- Timbers with UV protective finish

## PARALLEL RANGE

### Simple styling and robust construction

Parallel benches and tables are an ideal choice for outdoor dining areas that require a heavier duty and more contemporary-styled product than traditional timber picnic benches offer. The combination of a steel frame and closely-spaced slats make the benches and tables sufficiently heavy to be used as freestanding units on secure sites, but are also offered as bolt-down and in-ground options for more public areas. Bench and table-top slats are in iroko hardwood as standard, with selected models also available in wood plastic composite material. Two standard lengths are offered, to comfortably accommodate either 3 or 4 people per side.



#### Fixing options:



**1. Freestanding:**  
with levelling foot




**2. Bolting down:**  
through base plate



**3. In-ground fixing:**  
with threaded stud



## PARALLEL RANGE



### \* Notes re. heights:

The heights above ground level of bench & table modules vary slightly for different ground fixing options:

1. Freestanding: dimensions as specified
2. Bolting down: 10mm lower than specified
3. In-ground fixing: 15mm lower than specified

All fixing types use a bolt / stud that screws into the insert fitted into the leg, allowing height adjustment of up to 20mm. On sloping sites each leg can be adjusted independently so that top surfaces can be levelled.

### PARALLEL

Freestanding units, galvanised steel frame with iroko slats, smooth planed finish

#### BENCHES

##### PPB 6

3 person bench, 1800mm long

##### PPB 8

4 person bench, 2400mm long

#### TABLES

##### PPT 6

6 person table, 1800mm long

##### PPT 8

8 person table, 2400mm long

#### OPTIONS:

- Steelwork in powder coated finish, to any RAL colour reference
- Timbers with UV protective finish
- Wood plastic composite (WPC) slats (1800mm long versions only)
- Base-plated legs for bolt-down installation
- Threaded studs for in-ground installation
- Umbrella hole (tables)

## FORDHAM RANGE

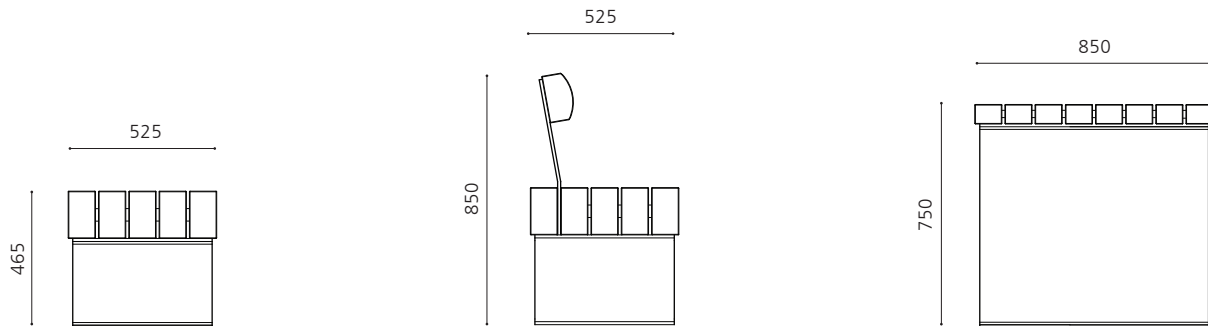
### Heavy duty seat, bench & table set

The Fordham steel and timber seating range offers a bold appearance, heavy duty materials and robust construction - all designed to offer the maximum resistance to vandalism required in tough urban environments. The bench is the basic form, to which a backrest can be added to form a seat. The complementary Fordham table is of a similar construction and can be used with seats and / or benches. Seats and benches are available in 6 standard lengths to comfortably accommodate up to 5 people, and the table is offered in 2 standard sizes, corresponding to 2 mid-size seating lengths. The option of a finish treatment is advisable on the table-top slats in particular, as it provides not only UV protection that maintains the colour of the timber for longer, but also provides a degree of resistance to general grime and is easier to wipe clean.





## FORDHAM RANGE



### FORDHAM

Galvanised steel support frame with iroko timber slats, smooth planed finish

#### BENCHES

##### FOR B5

1500mm long

##### FOR B6

1800mm long

##### FOR B7

2100mm long

##### FOR B8

2350mm long

##### FOR B9

2685mm long

##### FOR B10

3000mm long

#### SEATS

##### FOR 5

1500mm long

##### FOR 6

1800mm long

##### FOR 7

2100mm long

##### FOR 8

2350mm long

##### FOR 9

2685mm long

##### FOR 10

3000mm long

#### TABLES

##### FOR T6

1800mm long

##### FOR T8

2350mm long

#### OPTIONS:

- Polyester powder coated steelwork
- Armrests (benches and seats)
- Timbers with UV protective finish

#### Installation:

Both seat / bench / table supports are pre-drilled with 4no. holes for M16 ground fixings (not supplied).

## STARK RANGE

### Coordinated range of robust softwood construction seating and tables

Stark is a comprehensive range of benches, seats, tables and picnic tables that can be used independently or as a coordinated suite of products. The softwood construction makes for an economical alternative to hardwood seating and table ranges, with pressure treatment providing good medium-term durability. The range is characterised by heavy-duty timber sections with bolted connections to give a tough, almost industrial aesthetic. Seating is available in four standard length options and tables in three lengths; both are offered in full-size and junior versions, which are ideal for lower school applications. Products are supplied for bolt-down surface mounting as standard, which is our recommendation for level sites, or with the option of extended posts for in-ground installation. Complementary picnic tables complete the range and are available in two styles - one for in-ground fixing and the other a more traditional freestanding A-frame design. All timber sections are 'regularised' with planed faces and eased edges, with cross-cuts also softened to eliminate sharp edges and reduce the risk of splintering. Softwood can be supplied in a 'natural' pressure treated finish which can add a slight green tinge to the pale colouration of the timber or can be treated with a supplementary saturating oil in a variety of tinted colours.

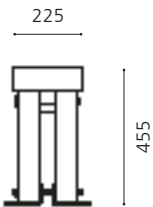
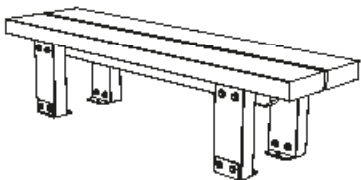
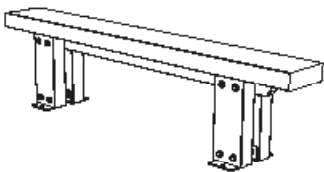




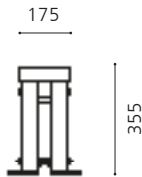
## STARK RANGE



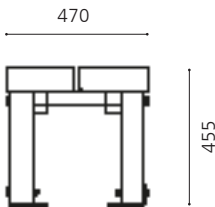
STARK RANGE BENCHES



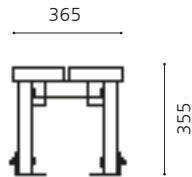
FULL SIZE



JUNIOR



FULL SIZE



JUNIOR

STARK BENCH - SINGLE SLAT

Treated softwood construction with galvanised steel baseplates, for bolt-down installation, supplied flat-packed & part-assembled for on-site assembly

FULL SIZE  
455mm seating height

**STK SB 5**  
1500mm long

**STK SB 6**  
1800mm long

**STK SB 7**  
2100mm long

**STK SB 8**  
2400mm long

JUNIOR  
355mm seating height

**STK SBJ 5**  
1500mm long

**STK SBJ 6**  
1800mm long

**STK SBJ 7**  
2100mm long

**STK SBJ 8**  
2400mm long

STARK BENCH - DOUBLE SLAT

FULL SIZE  
455mm seating height

**STK DB 5**  
1500mm long

**STK DB 6**  
1800mm long

**STK DB 7**  
2100mm long

**STK DB 8**  
2400mm long

JUNIOR  
355mm seating height

**STK DBJ 5**  
1500mm long

**STK DBJ 6**  
1800mm long

**STK DBJ 7**  
2100mm long

**STK DBJ 8**  
2400mm long

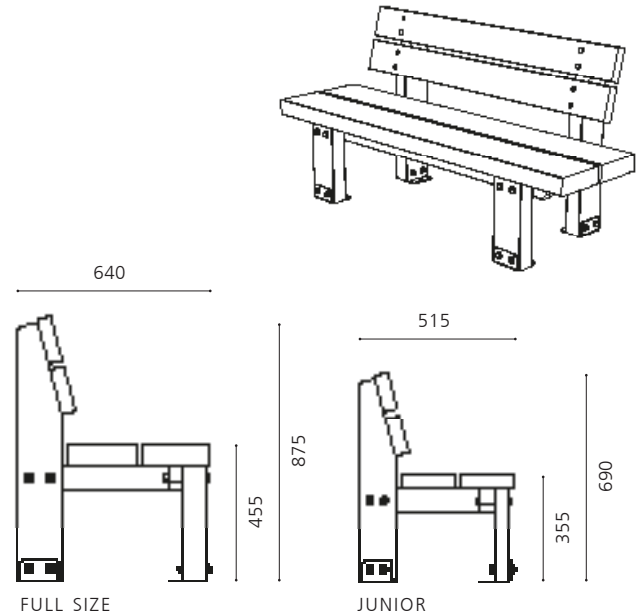
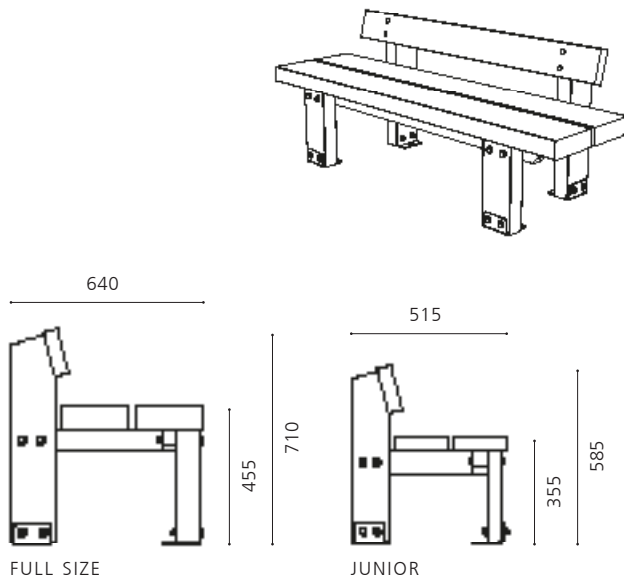
OPTIONS (ALL MODELS):

- Fully pre-assembled
- Ground fixing kit for suitable existing or new foundation
- Feet for freestanding applications (Double Slat benches only)

- Extended depth legs for in-ground installation
- Armrests (Full size products only, except n/a on Single Slat Bench)
- Oiled timbers



## STARK RANGE SEATS



### STARK SEAT - SINGLE SLAT BACKREST

Treated softwood construction with galvanised steel baseplates, for bolt-down installation, supplied flat-packed & part-assembled for on-site assembly

**FULL SIZE**  
455mm seating height

**STK SS 5**  
1500mm long

**STK SS 6**  
1800mm long

**STK SS 7**  
2100mm long

**STK SS 8**  
2400mm long

**JUNIOR**  
355mm seating height

**STK SSJ 5**  
1500mm long

**STK SSJ 6**  
1800mm long

**STK SSJ 7**  
2100mm long

**STK SSJ 8**  
2400mm long

### STARK SEAT - DOUBLE SLAT BACKREST

**FULL SIZE**  
455mm seating height

**STK DS 5**  
1500mm long

**STK DS 6**  
1800mm long

**STK DS 7**  
2100mm long

**STK DS 8**  
2400mm long

**JUNIOR**  
355mm seating height

**STK DSJ 5**  
1500mm long

**STK DSJ 6**  
1800mm long

**STK DSJ 7**  
2100mm long

**STK DSJ 8**  
2400mm long

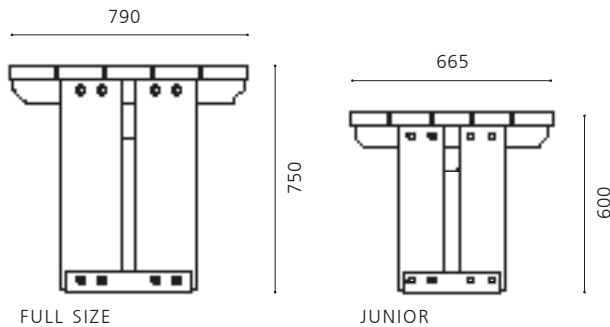
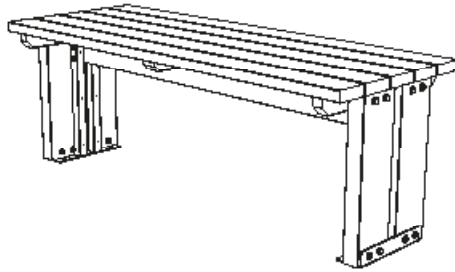
#### OPTIONS (ALL MODELS):

- Fully pre-assembled
- Ground fixing kit for suitable existing or new foundation
- Feet for freestanding applications

- Extended depth legs for in-ground installation
- Armrests (Full size products only)
- Oiled timbers



## STARK RANGE TABLES



### STARK TABLE

Treated softwood construction with galvanised steel baseplates, for bolt-down installation, supplied flat-packed & part-assembled for on-site assembly

**FULL SIZE**  
750mm table height

**STK T 6**  
1800mm long

**STK T 7**  
2100mm long

**STK T 8**  
2400mm long

**JUNIOR**  
600mm table height

**STK TJ 6**  
1800mm long

**STK TJ 7**  
2100mm long

**STK TJ 8**  
2400mm long

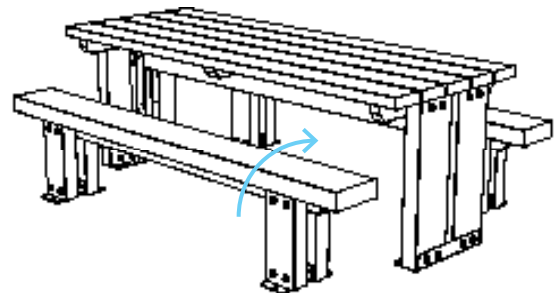
#### OPTIONS (ALL MODELS):

- Fully pre-assembled
- Ground fixing kit for suitable existing or new foundation
- Extended depth legs for in-ground installation
- Oiled timbers

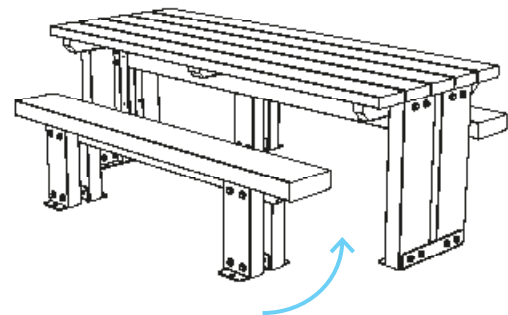
### TABLE + SEATING COMBINATIONS

For table and seating combinations we recommend that benches and seats are shorter in length than the table, to give a larger gap between, making for easier access onto the seating, i.e.

- | • TABLES      | BENCHES / SEATS |
|---------------|-----------------|
| • 1800mm long | 1500mm long     |
| • 2100mm long | 1800mm long     |
| • 2400mm long | 2100mm long     |



When benches or seats are the same length as the table, access between is limited, requiring sitters to step over the bench, which can be awkward for less able-bodied people.



When benches or seats are shorter than the length of the table, access for sitters is much easier.

Note: illustrations show Single Slat Benches; Double Slat Benches & Single or Double Slat Seats can also be combined with Tables.

## STARK RANGE

### INSTALLATION

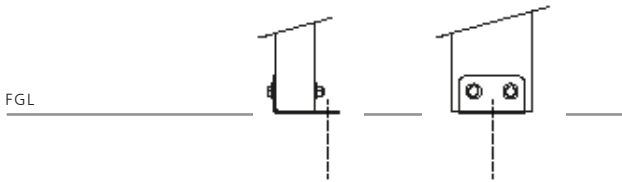
Seating and independent tables can be supplied with post heights suited to sitting on top of the ground, or at a 300mm extended height for in-ground embedment. In all situations, a galvanised steel baseplate is fixed to the posts with nuts and bolts supplied and allows for a variety of fixing options as shown below. Selected products can be supplied freestanding for sites where security is not an issue, with baseplates fitted with rubber feet designed to provide grip on the paving. Installations with the posts above ground - i.e. options 1 or 2, or freestanding - are generally preferable, as timber embedded in concrete is more prone to decay than timber that is maintained above ground.

#### ABOVE GROUND INSTALLATION

For sites that are more or less level the base plates can be set on top of finished ground level, and secured in one of two ways as shown below. These installations allow the furniture to be readily unbolted and moved for maintenance or access purposes.

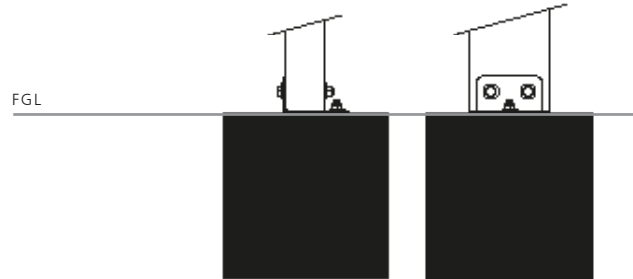
##### 1. BOLT-DOWN VIA BASEPLATES

Secured by 2 no. M12 ground anchors (not supplied) through steel base plate and into a suitable foundation. Ideal for installation on hard paving.



##### 2. CONCRETE PAD WITH FIXING KIT

An optional fixing kit comprising 2 no. M10 x 330mm long threaded studs c/w nuts + washers supplied for attachment to baseplate and fixing into a suitable new or existing foundation. Ideal for installation in soft ground.

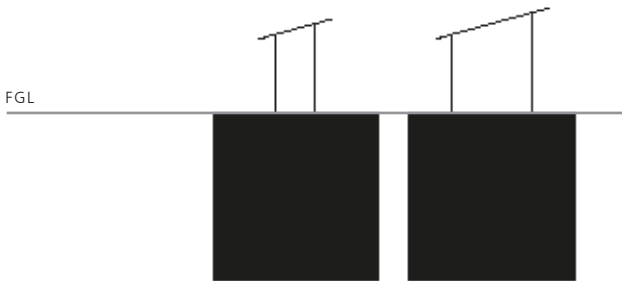


#### IN-GROUND INSTALLATION

When there are significant slopes in the immediate area beneath the furniture it is advisable to use products with a 300mm additional leg height, so that the seating and table surfaces can be set true plumb level. There are two simple installation options for this situation.

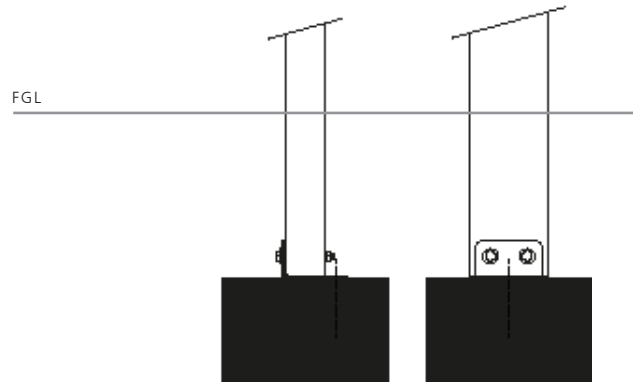
##### 3. INTO CONCRETE PAD

Posts roots can simply be set into concrete, with the base plates helping to prevent any lift out.



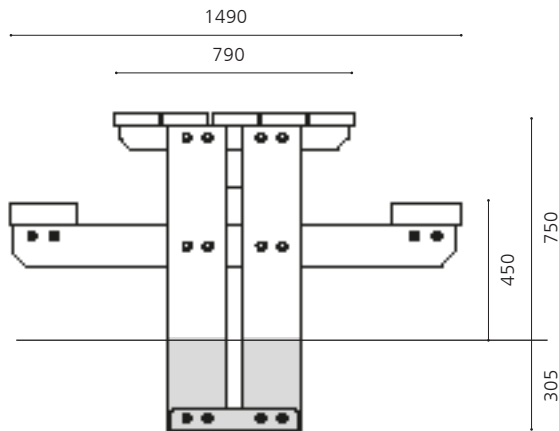
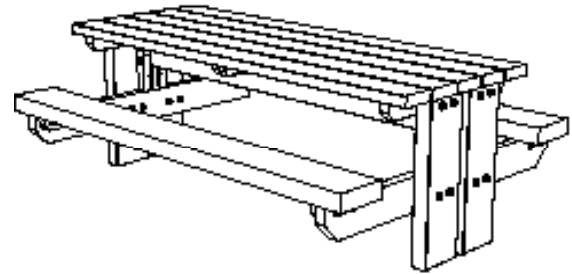
##### 4. BOLT-DOWN VIA BASEPLATES ONTO BELOW GROUND

Posts can be bolted to a below-ground concrete pad with 2 no. M12 ground anchors (not supplied), or set into concrete using a fixing kit as shown above.

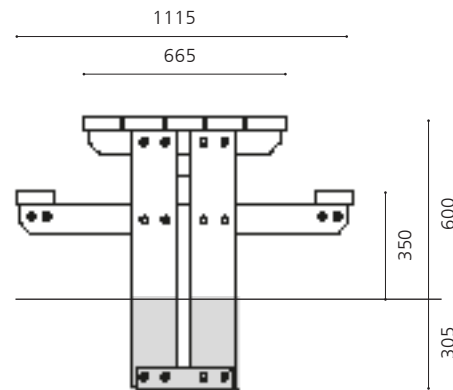


Note: all illustrations show single Bench / Seat posts. For Tables with twin posts the steel base plate spans both posts and has 2 ground fixing points.

## STARK RANGE PICNIC TABLES



FULL SIZE



JUNIOR

### STARK PICNIC TABLE

Treated softwood construction with galvanised steel baseplates, for in-ground installation, supplied flat-packed & part-assembled for on-site assembly

#### FULL SIZE

455mm seat height / 750mm table height

#### STK PTG 6

1800mm long

#### JUNIOR

355mm seat height / 600mm table height

#### STK PTGJ 6

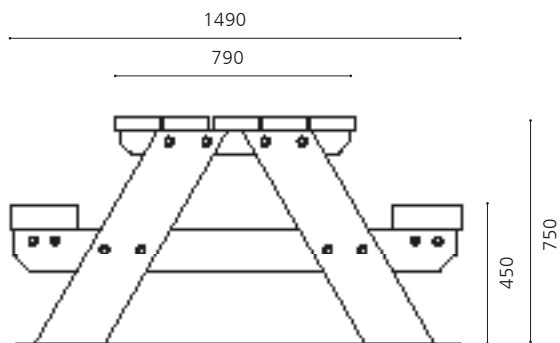
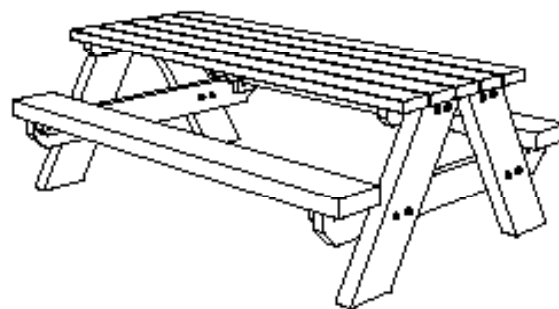
1800mm long

#### OPTIONS (ALL MODELS):

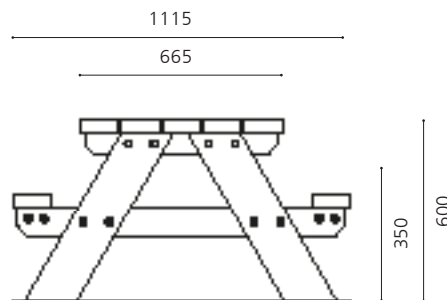
- Fully pre-assembled
- Ground fixing kit for suitable existing or new foundation
- Oiled timbers



## STARK RANGE FREESTANDING PICNIC TABLES



FULL SIZE



JUNIOR

### STARK FREESTANDING PICNIC TABLE

Treated softwood construction, supplied flat-packed & part-assembled for on-site assembly

#### FULL SIZE

455mm seat height / 750mm table height

#### STK PTF 6

1800mm long

#### JUNIOR

355mm seat height / 600mm table height

#### STK PTFJ 6

1800mm long

#### OPTIONS (ALL MODELS):


- Fully pre-assembled
- Galvanised steel base plates for bolt-down fixing
- Ground fixing kit for suitable existing or new foundation (for use with baseplates)
- Oiled timbers
- Umbrella hole

## STARK RANGE

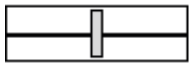
### ARMRESTS

Armrests are a useful aid for the less-able-bodied in particular, helping them to lower themselves onto a seat and also alight from it. Armrests can also deter rough sleeping if placed appropriately. All full-size Stark seating products, with the exception of the Single Slat Bench, are available with armrests. The simple block forms, which have an overhang that can be firmly gripped, are pre-fitted at any of the positions shown on the illustrations below, which are designed to maintain comfortable seating widths. If the need for armrests is only identified after the product has been installed, they can be easily retro-fitted.

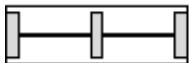
#### 1500MM LONG



- **2 end armrests:**  
1300mm gap between (2 people)




- **1 mid armrest:**  
700mm either side (1 person / side)



- **1 mid + 2 end armrests:**  
600mm either side (1 person / side)

#### 2100MM LONG



- **2 end armrests:**  
1900mm gap between (3-4 people)



- **2 mid armrests:**  
633mm wide seating positions




- **2 mid + 2 end armrests:**  
566mm wide seating positions



- **1 mid + 2 end armrests:**  
900mm either side (2 people / side)

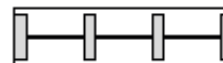
#### 1800MM LONG



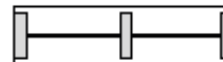
- **2 end armrests:**  
1600mm gap between (3 people)



- **2 mid armrests:**  
533mm wide seating positions




- **2 mid + 2 end armrests:**  
466mm wide seating positions



- **1 mid + 2 end armrests:**  
750mm either side (1 person / side)

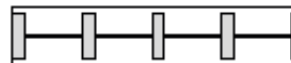
#### 2400MM LONG



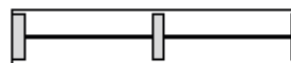
- **2 end armrests:**  
2200mm gap between (4 people)



- **3 mid armrests:**  
525mm wide seating positions



- **3 mid + 2 end armrests:**  
475mm wide seating positions



- **1 mid + 2 end armrests:**  
1050mm either side (2 people / side)

## STARK RANGE





## STARK RANGE

### OILED TIMBERS

Softwood is naturally a pale cream colour but the pressure treatment process to improve durability can add a green tinge. The addition of a clear or tinted penetrating oil finish gives a richer colouration; it penetrates into the wood to protect against moisture and UV damage and will not peel or flake. To maintain a consistent appearance the timber should be cleaned and re-oiled typically on a bi-annual basis.

#### Standard Oil Colour:



#### MEDIUM OAK

(photos of oiled products in this brochure are this colour)

#### Additional Oil Colours (subject to minimum quantity orders):



#### CLEAR



#### LIGHT OAK



#### TEAK



#### CEDAR



#### REDWOOD



#### RUSTIC OAK

Note: colours are indicative only

### ON-SITE ASSEMBLY

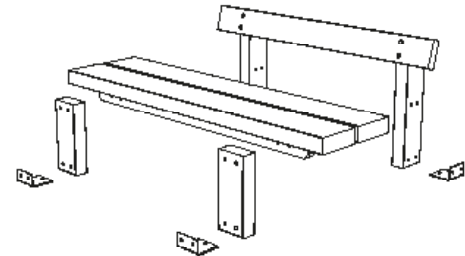
To minimise the packing volume and to reduce transportation costs, products are supplied part-assembled and flat-packed for on-site assembly. Detailed instructions are supplied with each delivery and assembly is reasonably straightforward, typically involving passing connecting bolts through pre-drilled holes in the timber sections and tightening up with nuts.

For maximum strength we recommend that all bolted joints are also glued with a suitable exterior grade adhesive, such as waterproof PVA. All product fixings are provided, with the exception of ground anchors and the adhesive. No machining of the timber is necessary. Alternatively, products can be supplied fully-assembled, at an additional cost. Shown here are examples of the parts of a seat and table as supplied for on-site assembly.

### SEAT ASSEMBLY:

Typical sub-assemblies and parts supplied for on-site final assembly

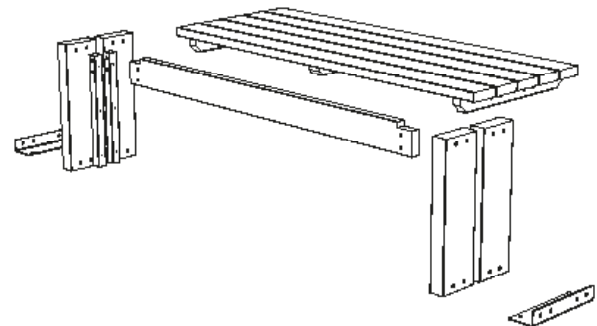
- 1 x seating platform  
(arms are pre-fitted if required)
- 2 x front posts
- 1 x backrest including back posts
- 4 x steel baseplates
- Fixings (not shown)



### TABLE ASSEMBLY:

Typical sub-assemblies and parts supplied for on-site final assembly

- 1 x table platform
- 4 x end posts
- 1 x cross rail
- 2 x steel baseplates
- Fixings (not shown)



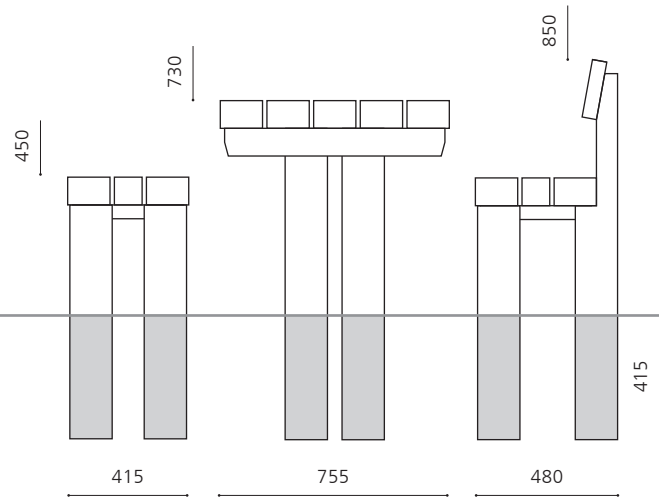
## STARK RANGE



## CHESHUNT SEAT, BENCH & TABLE

### Heavy duty all-timber range

The robust aesthetic and natural materials of the Cheshunt range make it ideal for a wide variety of locations, including parks and nature reserves, schools, colleges and heritage sites. Cheshunt products are equally well suited to both contemporary and traditional settings. The full range consists of a bench, seat and picnic table. The seat and bench are available in three standard lengths, and the table in two sizes, all in-ground fixed as standard, although bolt-down versions can be supplied if preferred. All products are manufactured in opepe hardwood and coated to retain a good colouration over a longer period than for untreated timber.



#### CHESHUNT

Opepe all-timber construction, smooth planed and coated with 'Sadolin Classic Teak' with extended legs for in-ground installation

##### CHS B4

2 person bench, 1200 mm long

##### CHS B6

3 person bench, 1800 mm long

##### CHS B8

4 person bench, 2400 mm long

##### CHS 4

2 person seat, 1200 mm long

##### CHS 6

3 person seat, 1800 mm long

##### CHS 8

4 person seat, 2400 mm long

##### CHS T4

4 person table, 1200 mm long

##### CHS T6

6 person table, 1800 mm long

#### OPTIONS:

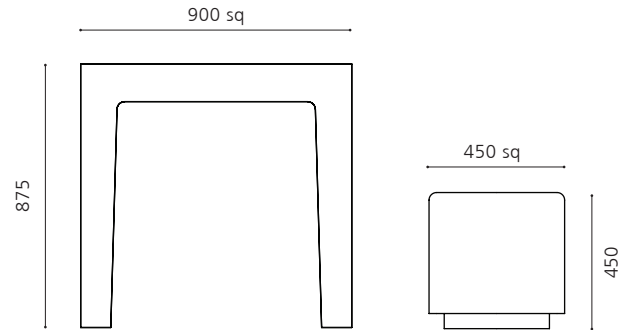
- Legs truncated at ground level, supplied with angled brackets for surface mounted bolt-down installation
- Curved benches



## CORE CONCRETE TABLE & SEATING BLOCK

### Pre-cast concrete for the urban environment

The Core concrete picnic table is designed to suit one sitter to each open side, with the COS450 Core square blocks ideal for a matching seating provision. The durable construction of Core products is suited to busy areas such as educational campuses and city parks. As with all our concrete furniture, the Core range is available in a wide range of standard mixes and finishes, allowing for integration with other furniture and hard landscape materials in your scheme.



#### COT900

Concrete table  
900mm x 900mm x 875mm high  
Weight: 600kg

#### COS450 R

Concrete seating block  
450mm x 450mm x 450mm high  
50mm x 50mm recess  
Weight: 215kg

#### OPTIONS

- Range of standard concrete mixes and finishes
- Chess table top

## PICNIC BENCHES & TABLES



View or download other product e-brochures at the following link:

**[www.furnitubes.com/brochures](http://www.furnitubes.com/brochures)**



© Furnitubes

 **Furnitubes®**

3rd Floor, Meridian House, Royal Hill, Greenwich

**LONDON SE10 8RD**

**T: +44 (0)20 8378 3200**

**[sales@furnitubes.com](mailto:sales@furnitubes.com)**

**[www.furnitubes.com](http://www.furnitubes.com)**