




















YOU'LL NEVER BE BETTER PROTECTED

Safety Components Guide



● Kee Klamp steel version available

<p>Single Socket Tee</p> <p>L10</p>  <p>Type L10-6 L10-7 L10-8 L10-9 L10-76</p>	<p>Straight Coupling</p> <p>L14</p>  <p>Type L14-6 L14-7 L14-8</p>	<p>Elbow</p> <p>L15 90°</p>  <p>Type L15-6 L15-7 L15-8 L15-9</p>	<p>Adjustable Side Outlet Tee</p> <p>L19 60°-200°</p>  <p>Type L19-6 L19-7 L19-8</p>
<p>Side Outlet Elbow</p> <p>L20 90°</p>  <p>Type L20-6 L20-7 L20-8</p>	<p>Side Outlet Tee</p> <p>L21 90°</p>  <p>Type L21-6 L21-7 L21-8</p>	<p>Three Socket Tee</p> <p>L25</p>  <p>Type L25-6 L25-7 L25-8 L25-9</p>	<p>Two Socket Cross</p> <p>L26</p>  <p>Type L26-6 L26-7 L26-8 L26-9</p>
<p>Single Socket Tee</p> <p>L29 30°-60°</p>  <p>Type L29-7 L29-8</p>	<p>Adjustable Cross</p> <p>L30 30°-45°</p>  <p>Type L30-7 L30-8</p>	<p>Three Socket Cross</p> <p>L35</p>  <p>Type L35-6 L35-7 L35-8</p>	<p>Four Socket Cross</p> <p>L40</p>  <p>Type L40-7 L40-8</p>
<p>Crossover</p> <p>L45</p>  <p>Type L45-6 L45-7 L45-76 L45-8</p>	<p>Combination Socket Tee and Crossover</p> <p>L46</p>  <p>Type L46-6</p>	<p>Single Swivel Socket</p> <p>LC50 *1</p>  <p>Type LC50-66 LC50-77 LC50-88</p>	<p>Female Single Swivel Socket Member</p> <p>LF50 *1</p>  <p>Type LF50-6 LF50-7 LF50-8</p>
<p>Male Single Swivel Socket Tee</p> <p>LM50</p>  <p>Type LM50-6 LM50-7 LM50-8</p>	<p>Double Swivel Socket</p> <p>LC51</p>  <p>Type LC51-666 LC51-777 LC51-888</p>	<p>Male Double Swivel Socket Member</p> <p>LM51</p>  <p>Type LM51-6 LM51-7 LM51-8</p>	<p>Corner Swivel Socket</p> <p>LC52</p>  <p>Type LC52-666 LC52-777 LC52-888</p>
<p>Male Corner Swivel Socket Member</p> <p>LM52</p>  <p>Type LM52-6 LM52-7 LM52-8</p>	<p>Adjustable Elbow</p> <p>LB54 45°-200°</p>  <p>Type LB54-66 LB54-77 LB54-88</p>	<p>Obtuse Angle Elbow</p> <p>L55</p>  <p>Type L55-7 L55-8</p>	<p>Variable Elbow</p> <p>L55A</p>  <p>Type L55A-7 L55A-8</p>

Acute Angle Elbow L56 30°-45°  Type L56-7 L56-8	Acute Angle Elbow L56A 11°-30°  Type L56A-7 L56A-8	Swivel Flange LC58 *1 *2  Type LC58-6 LC58-7 LC58-8	Swivel Flange Plate LM58  Type LMS58
Flange L61 *3  Type L61-6 L61-7 L61-8	Standard Railing Flange L62  Type L62-6 L62-7 L62-8	Angle Base Flange L63 45°-60°  Type L63-7 L63-8	Angle Flange L67  Type L67-8
Wall Flange L68  Type L68-6 L68-7 L68-8	Railing Flange with Toeboard Adapter L69  Type L69-7 L69-8	Rail Support L70 *4  Type L70-6 L70-7 L70-8	Metal Plug L84  Type L84-6 L84-7 L84-8
Swivel Tee L114  Type L114-6 L114-7 L114-8	Heavy Duty Rectangular Flange L148  Type L148-9/2 L148-9/4	Heavy Duty Four Hole Square Flange L150  Type L150-8	Four Hole Square Flange L152  Type L152-6 L152-7 L152-8
Smooth Handrail Fitting L160  Type L160-7 L160-8	Offset Wall Flange L164  Type L164-8	Round Base Flange L262  Type L262-7 L262-8	Left Hand Level to Sloping Down Side Outlet Elbow L320LH 30°-45°  Type L320LH-7 L320LH-8

Warning!

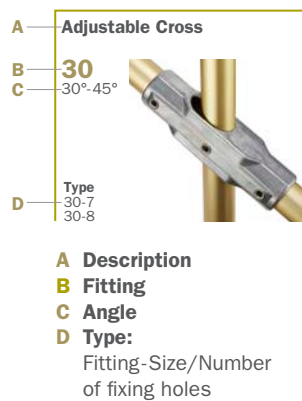
- *1 **LC50 Single Swivel Socket, LF50 Female Single Swivel Socket Member and LC58 Swivel Flange** Swivel fittings are not designed to resist bending loads. A structure should not be designed entirely of swivel fittings as they will not provide sufficient stability for the structure.
- *2 **LC58 Swivel Flange** This fitting is not recommended for use as a base flange to support guardrail or balustrades.
- *3 **L61 Flange** It is not recommended for use as a base flange to support guardrail or balustrades (see Type L62).
- *4 **L70 Rail Support** Type L70 fittings are not designed to be used as base flanges for full height guardrails or handrails.

• Kee Klamp steel version available



Components for Safety Barrier Solutions

- Kee Lite aluminium fittings are designed to suit BS EN 755 tube
- Kee Lite Fittings are made from high grade Aluminium Silicon Magnesium Alloy
- Recommended set screw torque is 39Nm
- Minimum slip load capacity on aluminium tube: 7.56kN. (safety factor = 2 with tube having a minimum UTS of 275 N/mm)
- Large grub screws are designed to resist thread stripping
- For highly corrosive environments, stainless steel grub screws are available at a small additional charge



Fitting (Ref.)	Nom. bore (mm)	Tube diameter	
		(o.d. mm)	(i.d. mm)
6	25	33.7	35
7	32	42.4	43.5
8	40	48.3	49.5
9	51	60.3	61.5

Gaskets

BS6180:1999 (specification for guardrail in and around buildings) states that when Aluminium comes into contact with concrete the aluminium surface should have at least 2 coats of Bituminous paint applied.

The simple alternative is to use a standard Kee Lite rubber gasket.

LG58	LG62-7	LG68-8	LG70-7	LG152-6
LG61-6	LG62-8	LG69-7	LG70-8	LG152-7
LG61-7	LG68-6	LG69-8	LG148-9	LG152-8
LG61-8	LG68-7	LG70-6	LG150-8	LG164-8
LG62-6				



Kee Safety Limited
Cradley Business Park
Overend Road
Cradley Heath
West Midlands
B64 7DW
United Kingdom

Tel: +44 (0) 1384 632 188
Fax: +44 (0) 1384 632 192
Email: sales@keesafety.com
Web: www.keesafety.co.uk



Scan the QR code to visit our website

