



Specialists in Sliding Folding Partitions & Movable Walls

Operable Walls



Technical Information

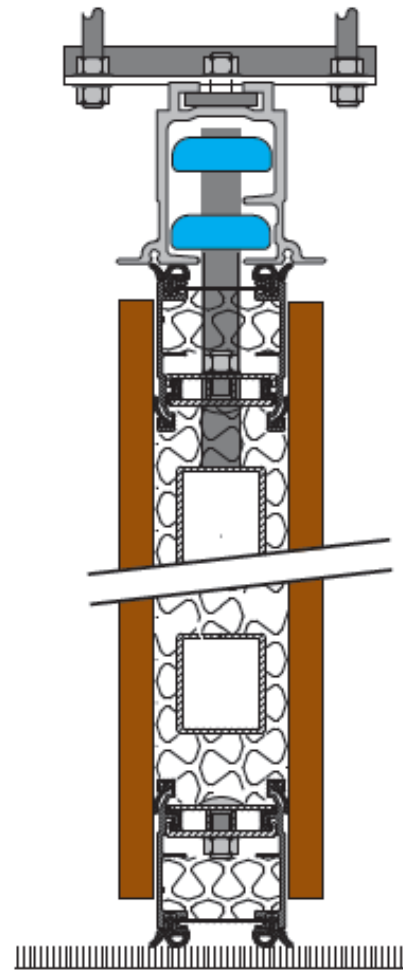
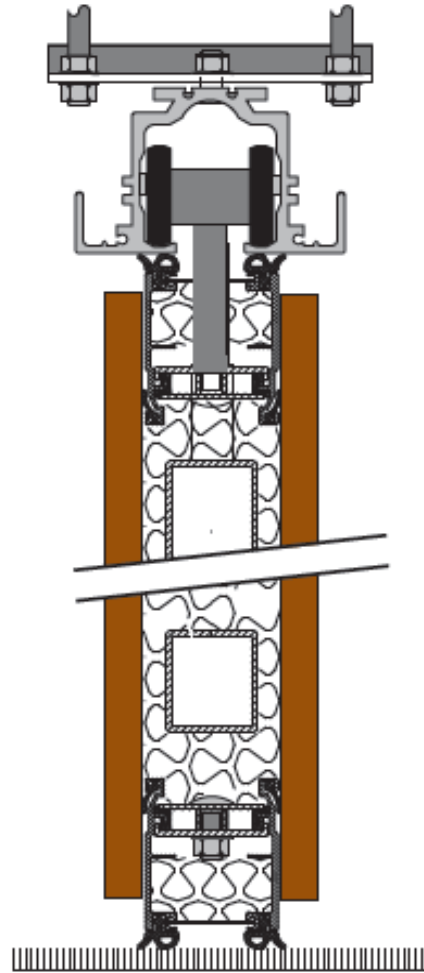
General Product Information

The Movable Wall is our individual panel partition offering acoustic insulation up to 52dB.

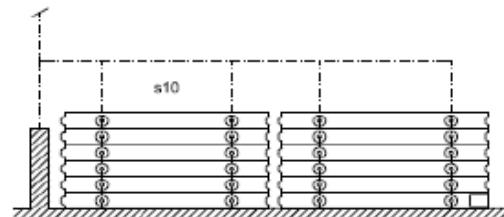
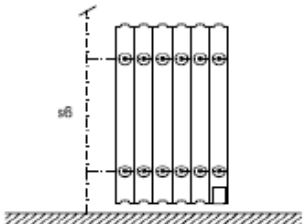
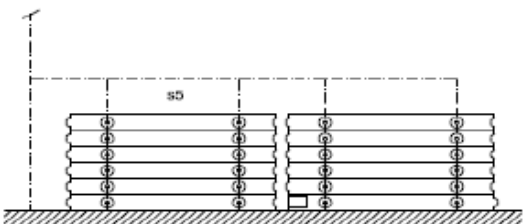
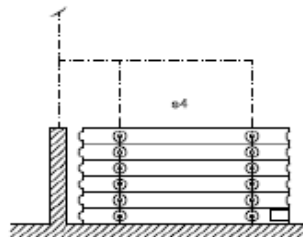
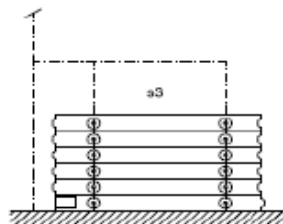
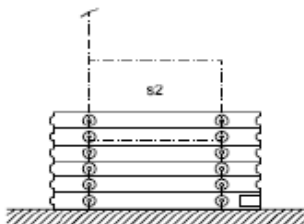
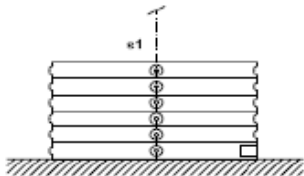
Panels are manually operated by means of an internal hydraulic link and move effortlessly along an aluminium head track, when closed they form a secure fixed wall.

Max Panel Width	1250mm	Track Finish	RAL 9016 White
Min Panel Width	600mm	Std Profile Finish	RAL 9016 White
Max Panel Height	5250mm	TE Wall Jamb	180mm
Min Panel Height	1975mm	Std Wall Jamb	70mm
Panel Thickness	100mm	Panel Weights	41dB - 30kgs Per Sq M
Decibel Rating	41 - 52		44dB - 32kgs Per Sq M
Configuration	Single & Double Point		48dB - 34kgs Per Sq M
Seal Depths	25mm		52dB - 38kgs Per Sq M

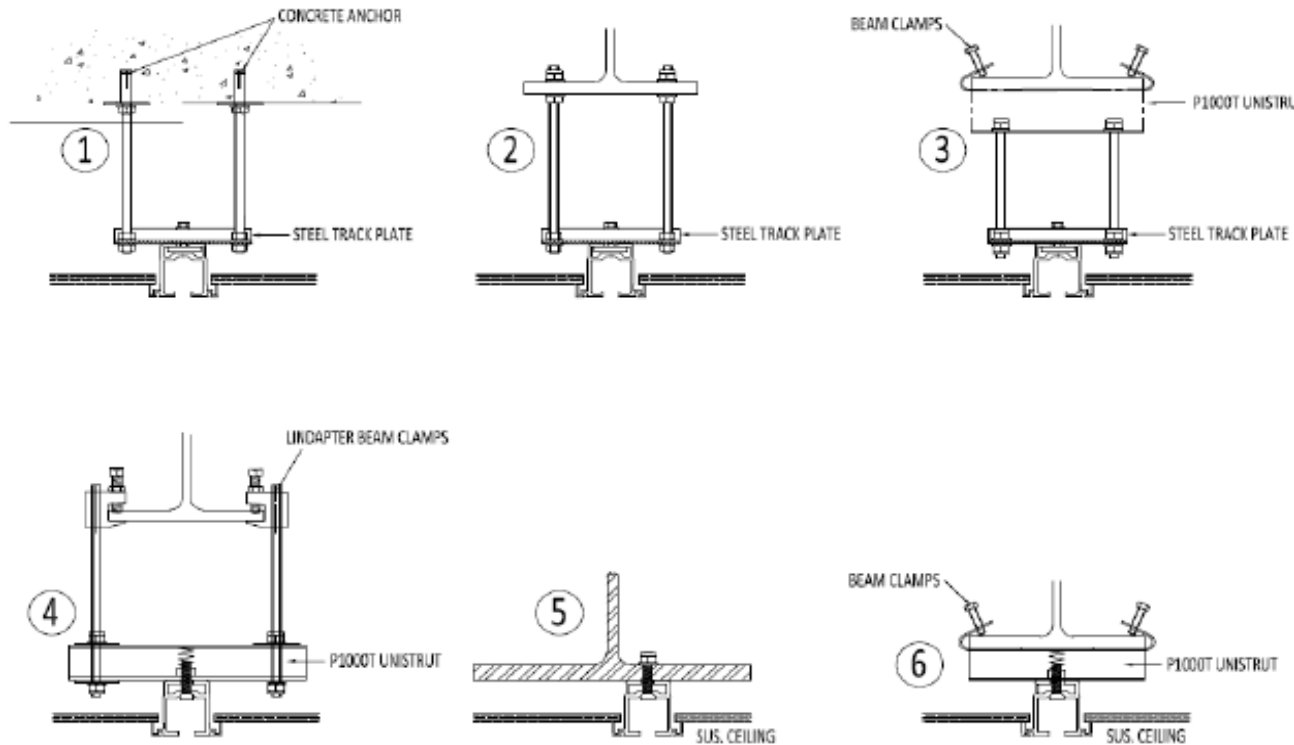
Single & Double Point Sections



Stack Configurations



Generic Fixing Details



- 1 Fixed to concrete using anchors with ceiling void
- 2 Fixed to pre-drilled steel with ceiling void
- 3 Fixed to steel using beam clamps with ceiling void
- 4 Fixed to steel using lindapter clamps with ceiling void
- 5 Fixed Direct to a pre - drilled steel
- 6 Fixed direct to steel using beam clamps and unistrut

Panel Finishes – Uni Colours



Panel Finishes – Woodgrain



H 4404



H 4092



H 800



H 87/4



HN 3036



HN 225



HL 18



HN 312



HP 693



HP 673



HN 525



H 42



HN 1230



HN 521



H 899



HN 6903



HN 531



H 50



HL 857



HL 1071



HN 334



HL 1236



HL 1238



HB 403



HB 404



HB 405



HB 406



HN 582



HN 968



HG 54



HG 53



HN 5062



HN 437

Building ADDITIONS

Unit C1-C2, Southgate
Commerce Park
Frome, Somerset
BA11 2RY



01373 454577

sales@buildingadditions.co.uk