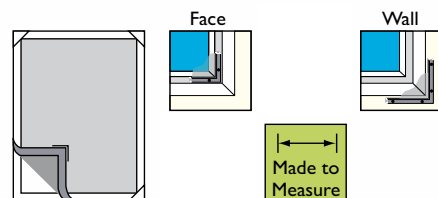




# Magnetic Insect Screen for Windows



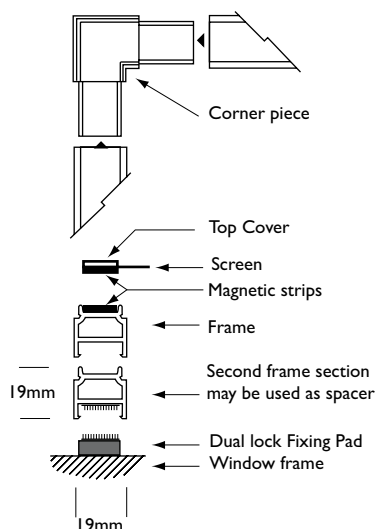
[Go to web page](#)

## Features

- The PVC frame face fits onto the window frame with self adhesive fixing pads. Suitable for outward opening windows.
- The insect mesh is attached to the PVC frame by a Magnetic Strip; the mesh is peeled back to open and close the window.
- White frame.
- Grey insect mesh as standard. These frames can also be fitted with 20x30 gauge midge mesh.

## Benefits

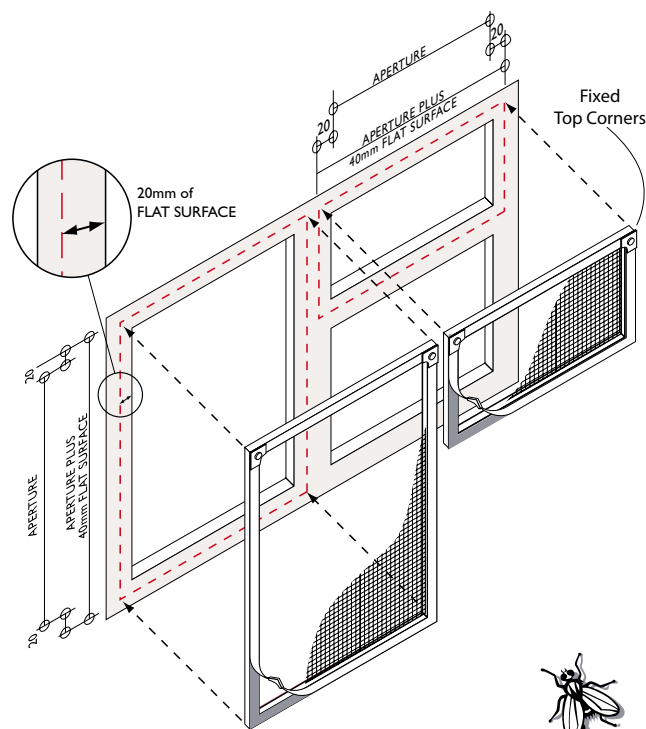
- Unique magnetic design allows easy access to open and close windows.
- At manufacture the frame can be built up with additional frame sections to clear protruding handles.
- Made-to-measure (supplied ready for you to fit).



Additional frames to clear window handle



Self adhesive fixing pads



## Measuring

Measure width and height of the aperture, plus any bevelled edges on the window frame. Allow space for window handles and fittings which need to fit within the frame of the screen. Add 20mm of flat surface on each side (for the screen frame to attach to).

Check to see if you need to build out with additional frames (see below\*).  
Made-to-measure – we will make to the exact size you give us.

Width: Aperture (and bevelled edges) + 40mm of flat surface = \_\_\_\_\_ mm

Height: Aperture (and bevelled edges) + 40mm of flat surface = \_\_\_\_\_ mm

\* Do you need additional frames?

If the window handle protrudes up to 22mm beyond the flat surface then you need a single frame.

If the handle protrudes between 23mm and 35mm then you need a double frame.

If the handle protrudes between 36mm and 48mm then you need a triple frame.



Easy access to open and close the window