

THERMO-LOC FR30

30-minute fire rated cavity closer

Fire rated barriers for eliminating damp and cold bridging around doors, windows and sills

Use

- To close the cavity at external doors, window jambs and sills
- To provide thermal insulation and prevent 'cold bridging'
- To provide a DPC at external doors, window jambs or sills
- 30 minutes fire rating and minimum 15 minutes insulation
- Suitable for cavities up to 300mm
- Suitable for masonry walls

Features and Benefits

- Provides an effective DPC and thermal barrier between frame, inner and outer wall leaf
- Thermal conductivity of 0.036W/mK
- Exceeds the minimum thermal resistance path of 0.45m²K/W stipulated in 'Part L' accredited construction details
- Rigid profile extrusion allows both first and second fix
- Suitable for all frame and sill positions (see Fig.1)
- Durable and resistant to decay
- Insulation option to suit your requirements both thermal and fire rated
- Global warming potential of zero
- Ozone depletion potential of zero
- Available fully rebated - Check reveal (single flange)(see Fig. 2)

Quality

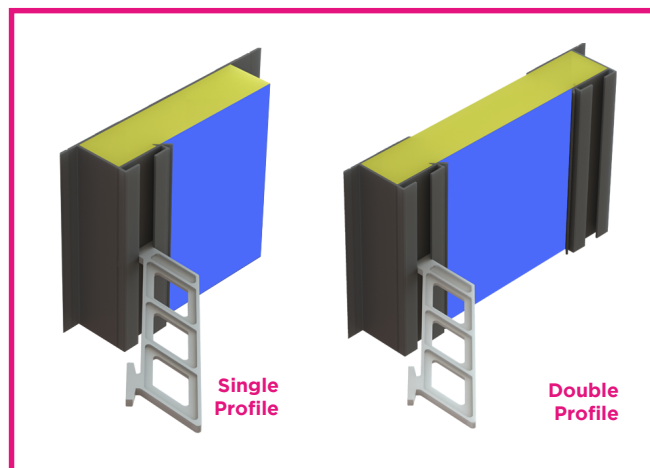
- BBA Approved
- Independently tested by Warrington Fire
- Satisfies NHBC Standards
- Manufactured to BS EN ISO 9001 and BS EN ISO 14001
- Complies with Building Regulation Approved Documents C, B, L1 & L2
- Complies with 'Part L' accredited construction details
- Complies with the Scottish Building Standards 'Technical handbook'
- Satisfies BRE document 'Thermal insulation: avoiding risks'
- Meets all relevant British Standards

Material and Colour Choice

- Rigid profile extruded in grey UPVC
- Supplied in 2.4 metre lengths
- Standard cavity options available 50mm - 300mm
- Rockfibre mineral wool (FR) insulation 0.036W/mK
- Polyethylene bag encapsulates insulation for moisture protection

Installation Advice

- Can be used in both first and second fix applications
- Cut the cavity closer into required lengths allowing the jamb section to overlap the sill section and to butt the underside of the lintel
- In first fix application the cavity barrier should be nailed to the jamb/sill of the door or window frame and the whole assembly built in as work proceeds. Alternatively the barrier can be built in sections using fixing ties as work proceeds.
- For second fix applications, the cavity closer is pushed into the open cavity after building work is complete. The compressible nature of the exposed insulation material is used to create a friction fit in the cavity, secure nail fixing is required.
- Joining 'off cut' sections should not be carried out for the FR range



Single Profile | 50mm - 100mm cavities



Double Profile | 105mm - 300mm cavities




Fig.1 Flush jamb

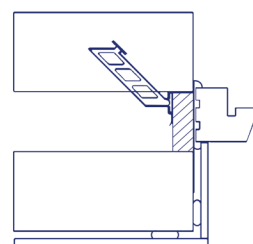
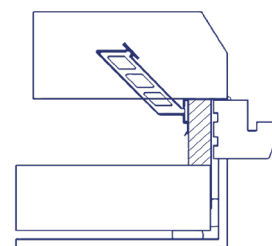
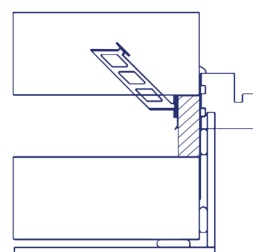


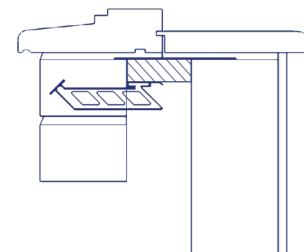
Fig.2 Fully rebated check reveal



Staggered jamb



Sill detail



Bill of Quantity

F30 Accessories/sundry items for brick/block/stone walling
Clause

180 | CAVITY CLOSURES FOR CLOSING AROUND WINDOW & DOOR OPENINGS

- To extend not less than 150mm beyond ends of lintels/bridgings.
- Manufacturer: Timloc Building Products, Timloc House, Ozone Park, Howden, East Yorks. DN14 7SD. T: 01405 765 567, W: www.timloc.co.uk
- Reference: eg. CC2.4FR/75 (Thermo-loc FR30, 2.4m, 75mm cavity)
- Accessories: Fixing ties available, 6 No. per 2.4m cavity barrier.

THERMO-LOC FR30

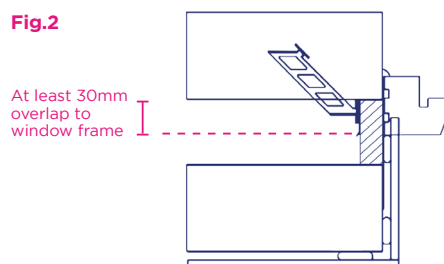
30-minute fire rated cavity closer

Fire rated barriers for eliminating damp and cold bridging around doors, windows and sills

Technical Considerations

- BRE Document 'Thermal insulation: avoiding risks' and Robust Details stipulate: "When a window or door frame is set back behind the inner face of a dense outer masonry leaf, it should overlap an insulated closer by a minimum of 30mm for BRE exposure zones Sheltered to Severe; but fully rebated (check reveals for zones Very Severe" (see Fig.2)
- With reference to insulation, the products in this range do not use, contain or produce Urea Formaldehyde, CFC's or indeed any of the so called soft CFC's, ie. HCFC's & HFA's. They conform to the Montreal Protocol and have an ozone depletion potential of zero and global warming potential of zero.

Fig.2



How to Order

- Establish the cavity width and select the correct cavity closer width, or the next size up to ensure the cavity can be closed
- In jamb and sill applications, first estimate the total length of cavity barrier required, then order the correct number of individual 2.4 metre lengths so no joint pieces
- Fixing ties are available for secure fixing if required (particular attention around door openings). Allow for ties fitted at 450mm centres

Product Codes

Product Code	Description	Cavity Width	Length	Pack Quantity	Lead Time
CC2.4FR/50	Thermo-loc FR30	50mm	2.4m	10	Next working day
CC2.4FR/65	Thermo-loc FR30	65mm	2.4m	10	Next working day
CC2.4FR/75	Thermo-loc FR30	75mm	2.4m	10	Next working day
CC2.4FR/90	Thermo-loc FR30	90mm	2.4m	10	Next working day
CC2.4FR/100	Thermo-loc FR30	100mm	2.4m	5	Next working day
CC2.4FR/125	Thermo-loc FR30	125mm	2.4m	5	Next working day
CC2.4FR/150	Thermo-loc FR30	150mm	2.4m	3	Next working day
CCFIX	Fixing ties - 100 pack	-	-	100	Next working day

NB. Non standard cavity sizes upto 300mm available to special order

NON STANDARD & SPECIAL LEAD TIMES

- Orders for non standard and special sizes upto 50 pieces received before 12pm - Next working day.
- Orders received after 12pm will be despatched the following working day.
- Orders for non standard and specials sizes over 50 pieces - 3 working days.