

60-Minute Fire-Rated Cavity Stop Sock Timber-Masonry

Use

- To restrict the spread of smoke and flames within external timber-masonry cavity walls
- To provide a cavity barrier at separating walls, separating floors and around window or door apertures
- To minimise heat loss and effect of flanking noise pollution through the cavity wall

Features and Benefits

- TIMFRSTOP cavity stop socks comprise a length of non-combustible mineral wool insulation sleeved in a polythene outer layer for on-site weather protection
- 60-minute fire integrity and insulation performance
- Available to suit cavity widths from 50mm up to 150mm

Quality

- Complies with Building regulations Approved Document B and Robust Detail part E
- Independently tested by Warringtonfire in accordance with EN1366-4 principles
- Satisfies NHBC technical requirements
- Manufactured using mineral wool insulation classified as Euroclass A1 for fire according to BS EN 13501-1
- Mineral wool insulation is compliant with BS EN 13162 Thermal insulation products for buildings, ISO 50001 Energy Management Systems, ISO 14001 Environmental Management Systems and ISO 9001 Quality Management Systems
- The product contains no CFCs, HCFCs, or other ozone-depleting substances


Material and Colour

- The thermal conductivity of the Mineral wool insulation is 0.037 W/mK
- Supplied in 1200mm lengths
- For individual product colours refer to the product code table


Bill of Quantity

Uniclass: Pr_25_80_81_51 Mineral wool fire-stopping
CAWS: P12/360 Mineral wool rigid batts | P12/40 Mineral wool rigid batts


- Manufacturer: Timloc Building Products, Timloc House, Ozone Park, Howden, East Yorks. DN14 7SD. T: 01405 765 567 W: www.timloc.co.uk
- Reference: TIMFRSTOP
- Types(s) and location(s): Thermal and acoustic fire stops to be installed vertically and horizontally as work proceeds. Position at separating walls, separating floors and around window or door apertures. Supplied in 1200mm lengths and butt jointed.
- Colour: Red, Yellow



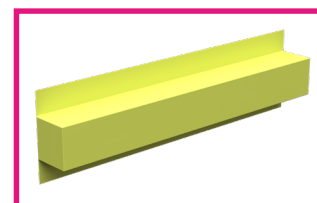
TIMFRSTOP Vertical Installation



TIMFRSTOP Horizontal Installation



TIMFRSTOP50-75



TIMFRSTOP85-150

How to Order

- TIMFRSTOP available in pallet quantities only

To calculate required quantities:

- Divide the overall length of the cavity wall run (measured in mm) by 1200mm
- Allow one additional length for each corner for trimming
- Determine and specify the cavity width that the product needs to fit into

Product Codes

Product Code	To Suit Cavity Width	Dimensions	Minimum Compression	Bag Colour	Pallet Qty	Lead Time
TIMFRSTOP50	50mm	65 x 150 x 1200mm	15mm	Red	120	2-3 working days
TIMFRSTOP65	51-65mm	85 x 150 x 1200mm	20mm	Red	96	2-3 working days
TIMFRSTOP75	66-75mm	100 x 150 x 1200mm	25mm	Red	108	2-3 working days
TIMFRSTOP85	76-85mm	100 x 150 x 1200mm	15mm	Yellow	102	2-3 working days
TIMFRSTOP90	86-90mm	110 x 150 x 1200mm	20mm	Yellow	90	2-3 working days
TIMFRSTOP100	91-100mm	120 x 150 x 1200mm	20mm	Yellow	90	2-3 working days
TIMFRSTOP115	101-115mm	130 x 150 x 1200mm	15mm	Yellow	72	2-3 working days
TIMFRSTOP125	116-125mm	140 x 150 x 1200mm	15mm	Yellow	72	2-3 working days
TIMFRSTOP130	126-130mm	150 x 150 x 1200mm	20mm	Yellow	66	2-3 working days
TIMFRSTOP140	131-140mm	160 x 150 x 1200mm	20mm	Yellow	60	2-3 working days
TIMFRSTOP150	141-150mm	160 x 150 x 1200mm	10mm	Yellow	60	2-3 working days

*Pallet quantities may vary slightly from the values stated above. Contact Timloc Sales for confirmation.