

**AKW**  
Life Made Better



**ONYX**  
CARE POD

# Onyx Care Pod

Developed alongside local authorities, housing associations, occupational therapists and contractors, the Onyx Care Pod is a stylish yet highly functional standalone cubicle, designed to offer both short-term and future-proofed showering solutions for those who need it most.

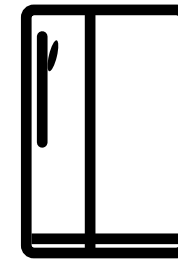
One of the many fantastic benefits of the Onyx Care Pod is that cubicle installation is possible within just two hours where water, waste and power are provided. This allows for a full adaptation to be completed within two days, vastly reducing inconvenience and fulfilling the needs of the end user much faster.




## Product Advantages



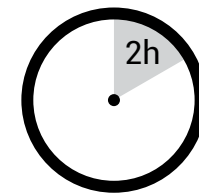
Safe and accessible with fully recessed or low-level entry



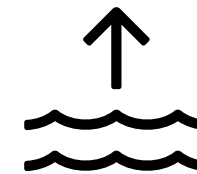
Standalone cubicle that can be installed throughout the home




Contemporary design which positively contributes to user well-being



Quick and easy installation




100% waterproof  
Exclusions apply to door area.



Future-proofed showering and toileting solution



Supports a number of mobility aids and accessories



26mm deep, textured shower tray offers a high level of slip resistance, and can be recessed for easier access



Lifetime warranty  
Exclusions apply see page 14

# Onyx Care Pod



Onyx Care Pod installation with full height carer screens and 9.5kw SmartCare Plus BEAB Care approved electric shower.



Onyx Care Pod installation with half height carer screens, 9.5kw SmartCare Plus electric shower and Showerloo Wall Hung WC Pack.

# Alternative Solutions



Level-access shower.



AKW Standalone Showerloo cubicle.



# OT Benefits

## Falls risk reduction

- + The Onyx shower tray is our shallowest yet at only 26mm which significantly reduces the threshold for an ambulant user.
- + The Onyx shower tray boasts a higher slip-resistance rating than other surface-mounted trays, whilst caring for the client's skin with a textured finish.
- + High-quality, AKW Larenco 6mm toughened glass, or durable PET glazing is available for added user safety.
- + Grab rails and load-bearing riser rail offer stability and support for the user inside the cubicle

## Client-centred & holistic

- + The Onyx shower tray can be recessed to provide level entry, alternatively a ramp can be supplied.
- + Shower controls can be positioned for easy use to maximise independence.
- + Grab rails can be installed within the Onyx Care Pod to ensure LRV colour contrast for clients with visual impairment. The mid-grey grab rails from our dementia-friendly range also reinforce the importance of aesthetics for long-term health and well-being.
- + The wall panels are structural and allow shower seats and grab rails to be fixed directly, either during or post installation, at a user-specific height.
- + With our duo door option, the Duolinx magnetic locking handle system allows the user or carer flexibility over opening/closing one or both screens, minimising moving and handling manoeuvres and maximising dignity.

- + Optional half-height, bi-folding PET screen enables complete access to the cubicle, with shower curtain maximising client dignity
- + Showerloo option is also available for those with additional toileting requirements, which reduces moving and handling, and is particularly beneficial when the Onyx Care Pod is installed outside of a bathroom environment

## DFG suitable

- + Extremely competitive pricing makes DFG a realistic funding option for the Onyx Care Pod.
- + Vastly reduced installation time – maximum two days, compared to traditional 5-7-day adaptation. This reduces labour costs as well as costs associated with respite or alternative accommodation whilst works take place.
- + The lifetime guarantee enables budget holders to approve installation with confidence.
- + Future-proofed solution - the recessed Onyx shower tray provides level access, the care accessories used meet the required LRV for visual impairment, and the duo doors allow carer-assisted bathing, providing a long-term solution which considers the user's future requirements.

## Infection control

- + Wall panels harbour less bacteria than grouted tiles, lowering maintenance for the client or their carers, enabling them more time and energy to engage in meaningful activities.
- + Wall panels are a great solution for clients with smearing tendencies.
- + Reduced installation time minimises client and contractor contact with associated virus and infection risk reduction.

# End User Benefits

- + We understand the anxiety about **falls** and the Onyx Care Pod is designed to **reduce this risk** so that the client can remain confident (or indeed regain confidence) and **engage in meaningful activity**.
- + The Onyx shower tray is our shallowest yet, only 26mm, meaning a lower threshold and **reduced tripping hazards**.
- + **Grab rails and seats** can be installed at any time, directly to the structural wall panels at a position and height that suits you.
- + Toughened glass offers **increased safety** without compromising on visibility or aesthetics.

- + **It looks great!** We understand that adaptations should be in keeping with the home and do not need to reinforce perceived disability. An adaptation that does not look nice can have a long-term impact on health and well-being, so we have made sure the Onyx Care Pod looks good whilst facilitating safety and independence.
- + The lifetime warranty gives you absolute **peace of mind**.
- + **Quick installation** means less upheaval and stress, as well as reducing infection risks.
- + **Easy to clean** with warm soapy water.
- + Care accessories **reduce risks** whilst maximising your independence and dignity.





# Specifier & Contractor Benefits

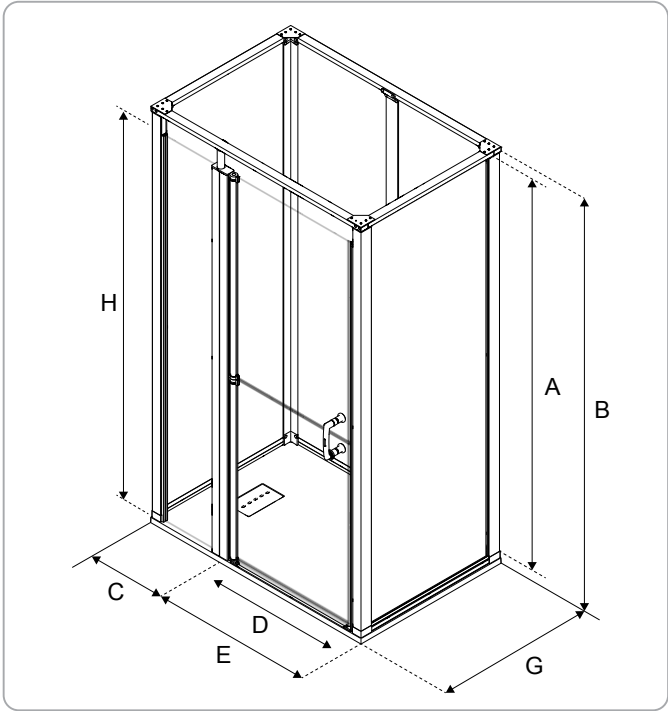
- + Vastly reduced installation time – maximum of two days to remove the existing bathroom and install the Onyx Care Pod, when compared with the traditional 5-7 day adaptation installation – which decreases labour, time and costs, as well as contact with, and inconvenience for residents.
- + Reduced installation time also means the same team of installers could complete 2-3 installations a week. This would help to clear any backlogs, allow quicker spend of DFG budgets and should be more profitable for the installer.
- + When factoring in the initial material costs against labour and time savings, we expect the total cost of supply and fit should be in line with a standard adaptation while using much higher end products.
- + Less preparation is required, e.g. no need to strip, prepare and tile existing walls. Any patching work needed will be minimal compared to completing a full adaptation.
- + Less decorative work is also required, as ceilings etc. are far less likely to have been damaged during the removal stage.
- + Fewer materials are required on site and all supplies, including timber and plumbing fittings, can be sent in one delivery from AKW.
- + Compatible with gravity and pumped waste options offering greater installation flexibility. Pumped waste option is 53mm below the shower tray level so should be within the screed for use with unbreachable floors.
- + Simplified costing for materials with the Onyx Care Pod pricing method and AKW One service offering.
- + Care Pod base structure comes attached to the Onyx shower tray, reducing installation time, leaving less room for error and enabling a watertight finish.
- + No specialist floor coving is required, which would be typically used in a wet room adaptation. This allows the flooring to be potentially done in-house rather than subcontracted.
- + The simple and effective installation method reduces the chance of snagging and call backs to site.



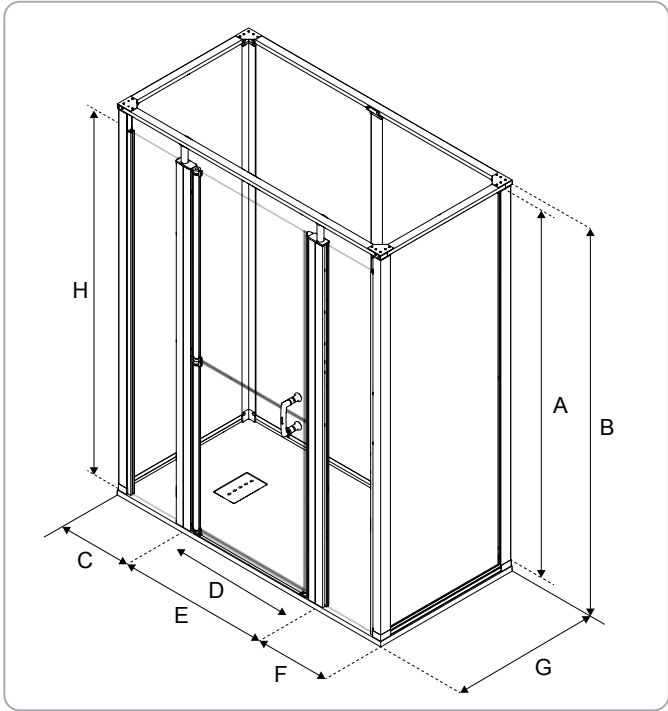
Onyx Care Pod with duo door for carer-assisted bathing.

# Dimensions

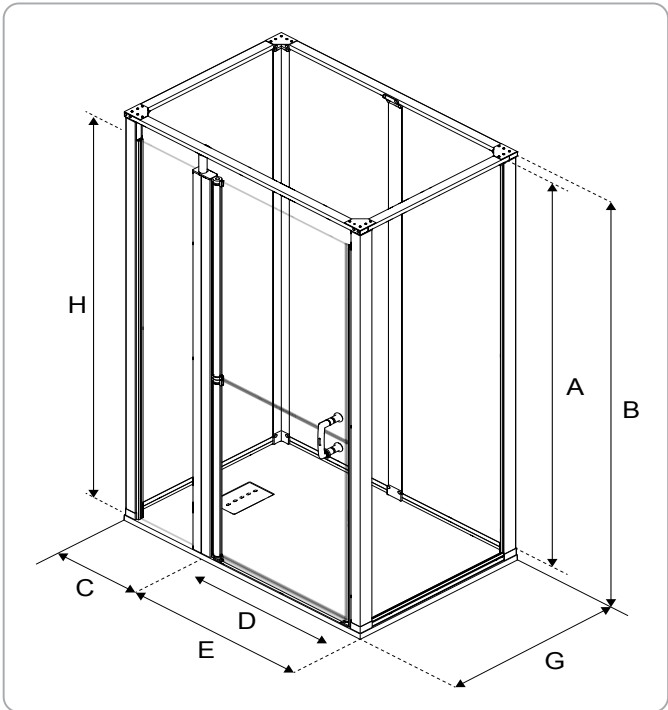
Full height



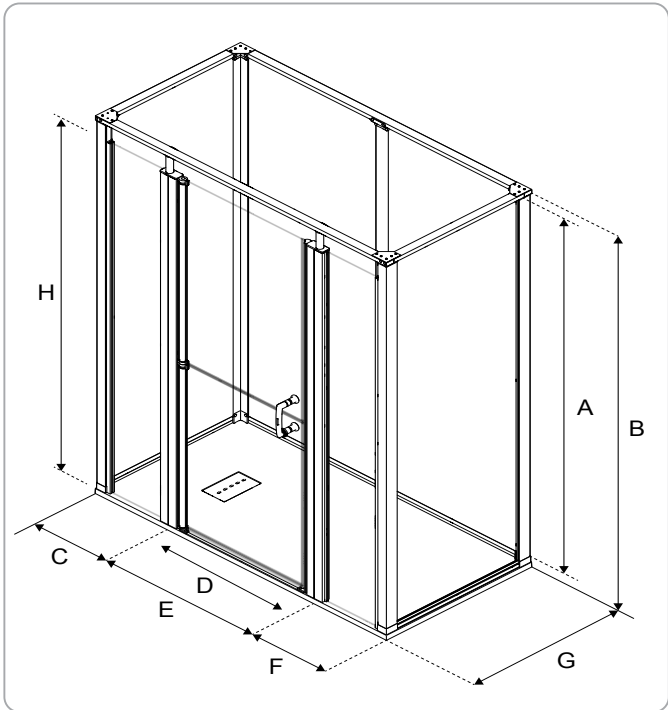
**Alcove Duo (Fig 1)**  
1200 x 800, 1200 x 900, 1400 x 800 and 1400 x 900



**Alcove Duo (Fig 2)**  
1600 x 800, 1600 x 900, 1700 x 800 and 1700 x 900



**Corner Duo (Fig 3)**  
1200 x 800, 1200 x 900, 1400 x 800 and 1400 x 900



**Corner Duo (Fig 4)**  
1600 x 800, 1600 x 900, 1700 x 800 and 1700 x 900

Type	Dimensions (mm)							
	A	B	C	D	E	F	G	H
<b>Alcove Duo (Fig 1)</b>								
1200 x 800mm	2003	2051	400	725	800	-	800	1900
1200 x 900mm	2003	2051	400	725	800	-	900	1900
1400 x 800mm	2003	2051	400	925	1000	-	800	1900
1400 x 900mm	2003	2051	400	925	1000	-	900	1900
<b>Alcove Duo (Fig 2)</b>								
1600 x 800mm	2003	2051	400	725	800	400	800	1900
1600 x 900mm	2003	2051	400	725	800	400	900	1900
1700 x 800mm	2003	2051	400	825	900	400	800	1900
1700 x 900mm	2003	2051	400	825	900	400	900	1900
<b>Corner Duo (Fig 3)</b>								
1200 x 800mm	2003	2051	400	725	800	-	800	1900
1200 x 900mm	2003	2051	400	725	800	-	900	1900
1400 x 800mm	2003	2051	400	925	1000	-	800	1900
1400 x 900mm	2003	2051	400	925	1000	-	900	1900
<b>Corner Duo (Fig 4)</b>								
1600 x 800mm	2003	2051	400	725	800	400	800	1900
1600 x 900mm	2003	2051	400	725	800	400	900	1900
1700 x 800mm	2003	2051	400	825	900	400	800	1900
1700 x 900mm	2003	2051	400	825	900	400	900	1900

Screen doors are non-handed and can be hung either side.

- A = Panel height

B = Overall height

C = Left inline panel

D = Entrance width
- E = Door width

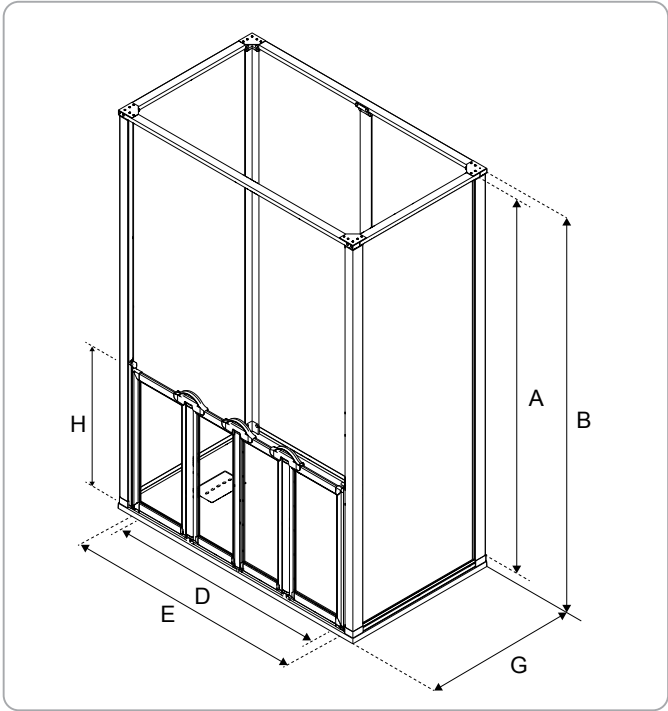
F = Right inline panel

G = Depth

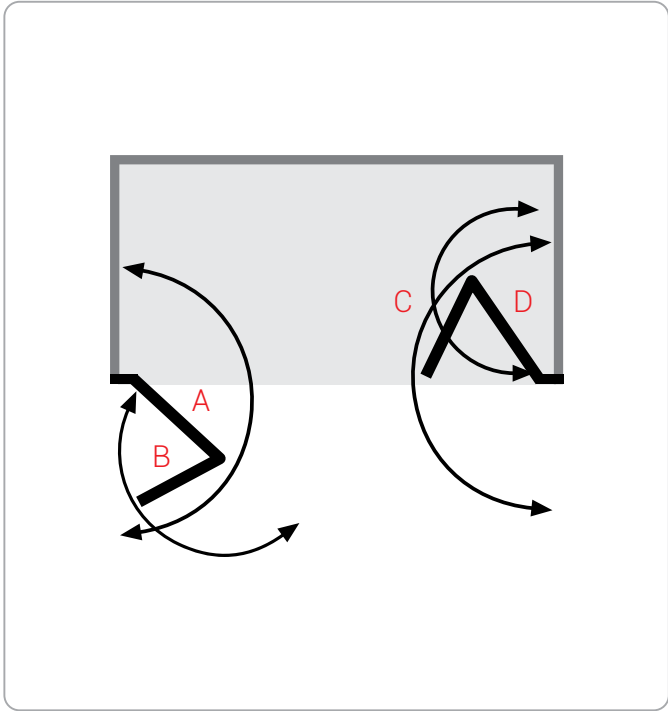
H = Door height

# Dimensions

Half height



**Alcove Option N** (Fig 5)  
1200 x 800, 1200 x 900, 1400 x 800, 1400 x 900,  
1600 x 800, 1600 x 900, 1700 x 800, 1700 x 900



**Alcove Option N Door** (Fig 6)

Dimensions (mm)								
Type	A	B	C	D	E	F	G	H
<b>Alcove / Corner Option N</b> (Fig 5)								
1200 x 800	2003	2051	-	1100	1200	-	800	750/900
1200 x 900	2003	2051	-	1100	1200	-	900	750/900
1400 x 800	2003	2051	-	1300	1400	-	800	750/900
1400 x 900	2003	2051	-	1300	1400	-	900	750/900
1600 x 800	2003	2051	-	1500	1600	-	800	750/900
1600 x 900	2003	2051	-	1500	1600	-	900	750/900
1700 x 800	2003	2051	-	1600	1700	-	800	750/900
1700 x 900	2003	2051	-	1600	1700	-	900	750/900

Dimensions (mm)				
Type	A	B	C	D
<b>Alcove / Corner Option N Door</b> (Fig 6)				
1200 x 800	292	257	257	292
1200 x 900	292	257	257	292
1400 x 800	347	312	312	347
1400 x 900	347	312	312	347
1600 x 800	392	357	357	392
1600 x 900	392	357	357	392
1700 x 800	417	382	382	417
1700 x 900	417	382	382	417

## Rubber Threshold Ramps

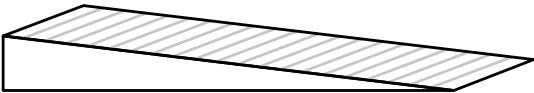
### Product overview

Available to purchase alongside the Onyx Care Pod, our range of versatile rubber threshold ramps have been designed to enable users with limited mobility to navigate the shallow 26mm step into the cubicle when installed above the floor.

### Features

- + Non-slip, ridged surface
- + Suitable for use with wheelchairs
- + Removable, ideal for multi-user environments
- + 1:10 gradient
- + Made from high-quality 100% recycled rubber
- + Available in 8 different heights
- + 78st / 500kg loading capacity
- + Width: 1m
- + Width can be trimmed down to size
- + Can be installed retrospectively
- + Available in black

Size	Height	Length	Code
4mm	4mm	40mm	25080
6mm	6mm	60mm	25081
8mm	8mm	80mm	25082
10mm	10mm	100mm	25083
12mm	12mm	120mm	25084
16mm	16mm	160mm	25085
20mm	20mm	200mm	25086
24mm	24mm	240mm	25087





"The Onyx Care Pod is easy to assemble as it's freestanding without needing additional bracing or support for the accessories. It has dramatically decreased installation time for us and helped clear adaptation backlogs due to Covid. We can now complete an entire installation within 2 days with the added benefit of a fully enclosed waterproof solution that looks great for our Local Authority and private pay clients."

**Contractor – John Lewis, TJ Services Wales Ltd**

"We found the Onyx Care Pod a perfect solution for water ingress issues with upstairs wet rooms. It's also been an excellent solution for hospital discharge or palliative care cases due to how quickly it can be installed and potentially removed and reused. The Onyx Care Pod is an ideal future-proofed solution with accessories and stable glass doors that look aesthetically pleasing and allow care-assisted bathing."

**Local Authority – Mike Swain, United Welsh Housing PAG Consultant**

"The Onyx Care Pod is a cost effective solution for anyone with shower access needs. It is aesthetically very pleasing, not out of place in any high end bathroom, and can be installed quickly to provide a safe and practical solution to both immediate and long-term need."

**Director – Adam Ferry, The OT Service**

"This shower pod from AKW is simple, yet highly functional. It provides us with a win-win scenario as it answers the need for quick simple short term showering solutions as well as futureproofing solutions in our housing stock."

**Council – Steve Burroughs, Disabled Facilities Manager, Cardiff Council**

"We have been working with AKW for many years now, their customer service and technical support has been excellent. The Onyx Care Pod is a game changer for us, with its quick installation time, and good looks, our clients love it!"

**Adaptations Building Surveyor – Jonathan Evans, Northampton Partnership Homes**

"Brilliant, easy to help partner", "Took 3 days to fit – very fast", "Really easy to clean", "Adaptable"  
"Made a massive difference to partner's independence", "Looks modern"

**Tenants – Northampton Partnership Homes, End User**



The Onyx Care Pod and all AKW shower trays, AKW shower screens and AKW shower seats come with a lifetime warranty against manufacturing defects\*.

\*The lifetime warranty excludes normal wear and tear in general domestic applications. It applies only to products being installed for the first time and according to relevant local and national regulations.



As standard

AKW SmartCare Plus Electric Shower comes with a 5 year warranty as standard with extended warranties available\*.

\*Please note that the product must be registered within 30 days with AKW Medi-Care Limited to activate your guarantee.



AKW electrical items come with a 5-year warranty against manufacturing defects\*.

Other branded electrical products carry the warranty of the manufacturer. \*Excluding extractor fans which carry 3 year warranty.



As standard

AKW Arka® Thermostatic Mixer Shower comes with a 3 year warranty as standard with extended warranties available\*.

Please refer to our terms and conditions in the AKW catalogue for further information. \*2 year extended warranty option available.

## YOUR ORDER – ONYX CARE POD CONFIGURATOR

To create your unique Onyx Care Pod, choose one option from selection 1 – 8 and add them to the selection summary below. You can then order the required Care Pod by sending a copy of this configurator to [orders@akw-ltd.co.uk](mailto:orders@akw-ltd.co.uk) or by calling **01905 823 299** and providing your selected options.

Option	Selection 1 – Screen options	Tick
A	Half height 750mm	
B	Half height 900mm	
C	Full height DUO	
Option	Selection 2 – Length	Tick
A	1200mm	
B	1400mm	
C	1600mm	
D	1700mm	
Option	Selection 3 – Width	Tick
A	800mm	
B	900mm	
Option	Selection 4 – Enclosure type	Tick
A	Alcove	
B	Corner	
Option	Selection 5 – Handing (external view)	Tick
A	Right hand (waste on the right)	
B	Left hand (waste on the left)	
Option	Selection 6 – Shower options	Tick
A	Arka thermostatic care mixer valve	
B	9.5kw SmartCare Plus BEAB Care approved electric shower	
Option	Selection 7 – Waste options	Tick
A	Gravity waste	
B	Pumped waste with pump	

Option	Selection 8 – Sanitaryware options	Tick
A	Raised-height sanitaryware pack including brassware	
B	Standard-height sanitaryware pack including brassware	
C	Showerloo pack – wall hung toilet pan kit	
D	No sanitaryware required	
Option	Selection 9 – Additional care products that come as a standard with all Care Pods	Tick
A	Mid-grey steel grab rail (450mm) x 2 2000 series mid-grey, fold-up padded shower seat with height adjustable leg kit Moisture-resistant LED light – 18W	<input checked="" type="checkbox"/>

### SELECTION SUMMARY

Selection	Option	Selection	Option	Selection	Option
1 – Screen		4 – Enclosure		7 – Waste	
2 – Length		5 – Handing		8 – Sanitaryware	
3 – Width		6 – Shower		9 – As standard	A





#### **Orders & Quotes**

01905 823 299  
[orders@akw-ltd.co.uk](mailto:orders@akw-ltd.co.uk)

#### **General Enquiries**

01905 823 298  
[sales@akw-ltd.co.uk](mailto:sales@akw-ltd.co.uk)

#### **Technical Enquiries**

01905 560 219  
[tech@akw-ltd.co.uk](mailto:tech@akw-ltd.co.uk)

#### **AKW**

Pointon Way, Hampton Lovett  
Droitwich Spa, WR9 0LR

[www.akw-ltd.co.uk](http://www.akw-ltd.co.uk)  
[orders.akw-ltd.co.uk](http://orders.akw-ltd.co.uk)

