

# EPOXY GLOSS COAT


# EPOXY GLOSS COAT HYGIENIC

# EPOXY MATT COAT

# EPOXY MATT COAT HYGIENIC

## AREAS OF USE

- Warehouse
- Production Areas
- Workshops
- Showrooms
- Most heavily trafficked floors



## FEATURES

- Tough, hard wearing floor finish for heavy wear areas
- Apply to bare or previously painted surfaces
- Easy roller, low odour application
- Apply 2 coats in one day to reduce downtime
- New colour formulations to RAL shades
- Gloss, Matt or Hygienic versions available
- Tested safe for use in food production areas
- Superior performance demonstrated by ISO testing to CE mark EN1504-2

## DESCRIPTION

Watco Epoxy Gloss Coat has been re-formulated to produce a 'Best in Class' water based epoxy resin.

This tough, easy to use coating now dries faster to reduce downtime and lasts longer to save recoating costs. The rapid drying formula also allows the application of 2 coats in one day. Our unique blend of the best resins available with a 'diamond hard' wax and ceramic additive provide an attractive, low maintenance, hard wearing floor finish which lasts and lasts.

Epoxy Matt Coat is also available where a matt finish may be desirable to reduce glare or help hide minor imperfections in a worn concrete floor.

Hygienic grades incorporate Silver Ion technology and are ideal for areas where cleanliness and hygiene are as important as a hard wearing finish. Although the product tests as 'low slip potential', if positive traction is required please specify Watco Safety Coat.

All grades now carry CE Mark EN1504-2 and have impressive test results for abrasion, scratch and impact resistance, as well as for adhesion, hardness and flexibility. They are also breathable, chemical resistant, safe for food production areas. The range carries an A+ VOC emissions rating with a low level of VOC.

All tests have been undertaken to ISO standard where applicable and demonstrated this 'Best Ever Formulation' to be 40% harder wearing than previously.

## SPECIFICATION

Composition	Water based epoxy resin.
Number of Components	1 x curing agent and 1 x resin.
Finish	Coloured, glossy, smooth.
Primer Required	Not usually. Use Watco Powerfloat Primer on very smooth surfaces.
Number of Coats	2
Dry Film Thickness	100 microns.
Wet Film Thickness	160 microns.
Usage Interior/ Exterior	Interior. Can fade if used outside.
Application Tools	Medium pile roller. Cut in using brush.
Minimum Application Temperature	Air temperature 15°C Floor temperature 10°C
Suitable For	Concrete, wood, sand and cement and existing well bonded paint. The moisture content of concrete should be less than 75% RH.
Coverage	30m <sup>2</sup> per 5L per coat.

Pot Life	Up to 2 hours at 20°C
Mix Ratio (by weight)	100 parts curing agent : 120 parts resin.
Cleaning Tools	Warm soapy water.
Shelf Life	12 months in unopened containers.
Cleaning	Normal industrial cleaners - Watco Protect is ideal. Do not steam clean.
Storage	Between 15°C-25°C for at least 8 hours prior to use. Do not allow to freeze.
Principle Limitations	Unsuitable for bare metal. Most self levelling compounds cannot be painted - please ask for details.

Samples are available on request.

While great care is taken with the colour samples shown, no guarantee can be given that they represent exactly the colours offered.




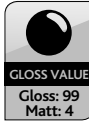








CURING TIME	Recoat Time	Touch Dry	Light Traffic	Heavy Traffic	Full Chemical Resistance
10°C	6-8 hours	4 hours	16 hours	48 hours	7 days
20°C	4-6 hours	2 hours	12 hours	24 hours	7 days
30°C	4 hours	1 hour	12 hours	24 hours	7 days

Light Traffic: Foot, trolley, pallet truck, occasional forklift  
Heavy Traffic: Regular forklift, heavy footfall, parked vehicles

## COLOURS/RAL REFERENCE

Light Grey/7035	Signal Red/3020
Mid Grey /7036	Hazard Yellow/1021
Dark Grey /7005	White/9010
Blue Grey/7000	Mid Green/6002
Black /9005	Tile Red
Mid Blue /5015	Sandstone/1014
Dark Blue /5005	Stone/7032
Deep Red/3003	

## TEST RESULTS

 <b>Abrasion Resistance ISO 5470-1</b> Taber test method expresses results in mg on a scale between 0mg (highest resistance) and 3000mg (lowest). A reading below 3000mg is a CE mark pass.	3000mg —————> 0mg Lowest —————> Highest	 <b>Flexibility ISO 1519</b> Flexibility is measured using a Mandral Flex Tester, 2mm is the most flexible, 36mm the least.	36mm —————> 2mm Lowest —————> Highest
 <b>Impact Resistance ISO 6272</b> Impact is expressed as Newton metres. Greater than 4 Nm is a CE mark pass.	Class 1 >4Nm Class 2 >10Nm Class 3 >20Nm	 <b>Gloss Value</b> Rating is a 'Gloss Unit' measured on an Optical Glossmeter.	Matt 0-10%, Low Sheen 10-25%, Eggshell 26-40%, Semi-Gloss 41-69%, Gloss 70-85%, High Gloss +85%
 <b>Scratch Resistance ISO 4586-2</b> Scratch resistance is measured using a Sclerometer and the resistance is measured in Newtons. 1N is the lowest resistance, 20N the highest.	1N —————> 20N Lowest —————> Highest	 <b>Chemical Resistance</b> Results shown are for tests with commonly used chemicals. Advice can be given for chemicals not listed here.	Petrol, diesel, fuel, methylated spirits, xylene, ammonia, white spirit, bleach, oil, anti-freeze, mineral hydraulic oil, caustic soda, detergents, sugar solutions. At 5%: citric acid.
 <b>Adhesion Test ISO 2409</b> Cross-Cut Test method. Class 0 is highest adhesion, Class 5 is lowest.	Class: 5 —> 4 —> 3 —> 2 —> 1 —> 0 Lowest —————> Highest	 <b>Food Taint Test, Sensory Test Method (Also EN71/3 Non Toxic)</b>	Safe for food production areas
 <b>Adhesion Test EN 1542</b> Adhesion is expressed in MegaPascals (MPa) or Newton millimetres squared (Nmm <sup>2</sup> ). Greater than 2 MPa is a CE mark pass.	>2MPa (Nmm <sup>2</sup> ) = test pass	 <b>Water Permeability EN 1062-3</b> To achieve a CE mark, the measurement must be less than 0.1 kg/m <sup>2</sup> (24 h) <sup>0.5</sup>	CE Marking Critical Value: $< 0.1 \text{ kg/m}^2 / (24 \text{ h})^{0.5}$ $W_1 \longrightarrow W_2 \longrightarrow W_3$ Lowest —————> Highest
 <b>Wolff-Wilborn Hardness Test</b> Also known as the 'pencil test', a 9H reading is the measure of a hardest coating, HB is the softest.	HB —————> 9H Least Hard —————> Hardest	 <b>Slip Resistance BS7976-2</b> The Pendulum Test Value (PTV) is measured in wet conditions. A number above 36 indicates a 'low slip potential'.	High: 0-24 PTV Moderate: 25-35 PTV Low: 36+ PTV

## STANDARD COMPLIANCE

 <b>EN 1504-2</b> This mark indicates that a coating has passed all the tests required to carry a CE mark.	 <b>BREEAM COMPLIANT</b>	 <b>VOC LEVEL</b> 30g/Litre LOW	 <b>ISO 16000</b> The 'Loi Grenelle' measurement of the effect of a product's VOC level within a building. A+ is the top safety rating.	 <b>REACH COMPLIANT</b>
--	---	--	--	--

### SURFACE PREPARATION:

**Bare Concrete** – remove surface laitance, dust and any light dirt or grease deposits using Watco Etch & Clean. Watco Etch & Clean also etches smooth, bare concrete surfaces to provide a key. Flush with clean water and allow the surface to dry. For the removal of heavier deposits of oil and grease we recommend Watco Concroff, again, flush with clean water and allow the surface to dry. If residual damp remains this is acceptable since Epoxy Gloss Coat is breathable.

**Powerfloated or very smooth surfaces** – Watco Powerfloat Primer should be used on very smooth or power floated surfaces.

**New Concrete** – new concrete should be left for four weeks to dry in the summer and six in the winter. The surface should then be prepared using Watco Etch & Clean and thoroughly rinsed away and left to dry prior to applying this coating.

**Painted surfaces** – abrade to remove loose paint. Check remaining paint is well bonded. Very smooth, glossy paint should be lightly abraded to provide a key. Watco Bio D can be used to remove grease and oil from painted surfaces. Watco Concroff is a very powerful degreaser for contaminated bare concrete (Concroff can soften paint.)

**Highly porous surfaces** – a primer may be required for high suction surfaces such as sand and cement screed. Please contact us for advice.

**MIXING:** Remove the two inner tins from the tall outer tin. Stir the contents of each tin thoroughly and pour all of the contents into the outer tin (scrape around the inside of the tins to remove any residue). Mix the components together thoroughly using a spatula or similar wide bladed tool (a piece of wooden batten is ideal).

Continue mixing until an even colour and consistency are obtained. Do not mix more than one pack at a time. If a paint stirrer fitted to an electric drill is used, also use the spatula to blend in any unmixed material from the sides and bottom of the tin.

**APPLICATION:** Best results are obtained in warm (minimum 15°C), dry conditions with good ventilation. In very high temperatures (30°C and above) it is recommended that bare concrete is lightly dampened first with water. Apply with a medium pile roller, working well into the surface of the concrete. Do not exceed the maximum coverage of 30m<sup>2</sup> per 5 litre pack, per coat. The product will darken slightly as curing commences and it should not be over rolled. The second coat can be applied as soon as the first coat is dry (generally 4-6 hours) and should be applied within 5 days. If more than 5 days elapse, the first coat should be lightly abraded before the second coat is applied. Avoid washing the surface for 7 days.

**SAFETY:** Material Safety Data Sheets are available.

**ORDERING:** Available direct from Watco UK Limited and through agents worldwide. All Watco products are sold subject to the Company's Standard Conditions of Sale. The Company and its representatives are often asked to comment on potential uses of Watco products which differ from those described in the Company's data sheets. Whilst in such cases the Company and its representatives will always try to offer helpful and constructive advice, the Company cannot be held responsible for the results of such uses unless they are specifically confirmed in writing by Watco.



WATCO.CO.UK

Watco UK Limited, Watco House, Filmer Grove, Godalming, Surrey, GU7 3AL, UK Tel: 01483 418 418 Fax: 01483 428 888 [www.watco.co.uk](http://www.watco.co.uk) E-mail: [sales@watco.co.uk](mailto:sales@watco.co.uk)