




Barrial® Korridor

Aluminium escape, rescue and maintenance access routes



Barrial® Korridor – the appropriate solution for every situation



Type 1

Ideal as an escape, rescue or maintenance access route with single-sided guide railings for embedding in gravel or green roof systems.


Possible walkway coverings (not included in scope of delivery): non-slip gratings, concrete slabs or rubber granulate plates.



Type 2 a + b

Escape, rescue or maintenance access route with single- or double-sided guide railings for embedding in gravel or green roof systems.

Possible walkway coverings (not included in scope of delivery): non-slip gratings or concrete slabs in the crushed-stone bed



Type 3 a + b

Escape, rescue or maintenance access route with paving as ballast (not included in scope of delivery) with single- or double-sided guide railings.

The imposed load of the paving ensures stability of the system. No additional weights are required. The walkway width and rail grid for receiving the paving slabs are adapted to conventional slab dimensions at the factory.



Note:

The length and minimum width, as well as the use of one or two sides protection rail for escape or rescue routes are defined in the workplace regulations.

Please contact us for advice.

Tested and certified

DIN 14094-2



Escape, rescue and maintenance access routes



- ✓ Height adjustment up to 300 mm
- ✓ Ballasted, without penetration of the roof membrane
- ✓ Modular system for variable walkway widths
- ✓ Patented rail clamp, no pre-drilling
- ✓ Assembly with minimum tools
- ✓ Quick connection of the components
- ✓ Compliant with regulations, tested and certified
- ✓ Options of natural aluminium or powder coated to RAL
- ✓ Customised productions for schools and kindergartens

System components

Barrial guarantee


We prove reliable and long-lasting **Barrial** quality with a **10-year guarantee**.



The advantages at a glance

Multi-shoe (3.0) with height adjustment function

- + height adjustment of between 0 and 300 mm possible (larger heights on request)
- + Receiving rib for simple installation of the toe board with a quick fix connector




Innovative profile clamp

- + Sturdy aluminium die-cast component
- + Easy alignment along the base rail
- + Connecting element between base rail and L /T profiles
- + Extra wide to accommodate profile butt joints
- + No pre-drilling required

L- and T-profiles for receiving the paving

- + Specially produced high-stability profiles
- + Profiles are clamped instead of screwed
- + Very short assembly times, no pre-drilling



Counterweights made of 100% recycled PVC

- + Counterweights made of 100% recycled PVC with a 10-year guarantee
- + CO2-neutral
- + Can be drilled, screwed, milled and cut
- + UV- and weather-resistant
- + Material compatible with all common commercially available sealing membranes
- + Recessed handles for safe transport and high carrying comfort
- + Space-saving and stackable
- + Flexible positioning and load distribution in 12.5 kg increments
- + Simple fixing of the weight to the base rail by means of a self-drilling screw



Toe board made of aluminium

- + Sturdy extruded aluminium profile with mounting grooves
- + Height adjustable
- + Simple installation on the stanchion means of a quick fix connector



Practical handrail installation

Rapid installation by means of a clamp pre-assembled at the factory

- + No scratching of the profiles during installation
- + Easy alignment without disassembly
- + Simple opening and closing with a single tool




Aluminium self closing gate

- + Pre-fabricated standard elements
- + Automatic closing mechanism
- + Inwards opening as standard
- + Easy integration by means sliding handrail connections

Practical accessories

- + Connecting components such as handrail connectors, angle connectors and wall brackets with expansion mechanism
- + Rapid installation without drilling or riveting
- + Connection to fixed ladders possible by means of wall brackets



An impressive service

Comprehensive, competent support from planning to the execution stage - dani alu accompanies you in all phases of your project:

- Safety analysis
- Clarification of technical details
- Proposal of appropriate solutions
- Site assistance
- Made-to-measure delivery with layout plan
- Technical support during assembly
- Supportive project management



Manufacturer's certification according to EN 1090-1

Our in-house production control guarantees consistent quality and compliance of our products with standards applicable. dani alu GmbH is certified according to EN 1090-3 for building products: aluminium supporting structures and construction kits up to EXC2.



Individual design possibilities without involvement of third-party systems



For further information please contact:
ICB (Projects) Ltd
Unit 9-11, Fleets Industrial Estate, Willis Way, Poole, Dorset,
BH15 3SU UK Tel: 01202 785200
Fax: 01202 785201 Email: info@icbprojects.uk.com