





## Your home, as new. It's that simple!

Planning a renovation? Settling into a new place?

Or maybe you just need a change?

With Vilo products you can change your place on your own:  
affordable, quick and easy. And the effects will be unique.

The floor is the foundation of every home.

Think about how to finish it right. Vilo skirting boards  
will give your house's interior a harmony and amaze  
you with their convenient installation and functionality.



## Take care of every detail

We all love when every part fits perfectly together. That's why we renovate! Thanks to the large selection of Vilo skirting boards you'll be able to customise them to the look of your house and the wide range of available colours will help match them to your floors.

Acquaint yourself with the possibilities and consider which skirting boards will best fit your interior. You will easily find those both for modern as well as more vintage interiors. The newest designs can even be used with ceramic tiles or vinyl subbases.



## For anyone and any interior

Vilo skirting boards are both extremely durable and practical. They are quick and simple to install, resistant to moisture and impact as well as easy to clean. They are fixed in place with hammer plugs which ensures that the skirting boards will remain in place and the array of finishing elements (corner pieces, cover caps, connectors) will ensure a satisfactory end result.

If functionality is what you enjoy, then you'll appreciate the ability to conceal electrical cables within the skirting board. Some of the skirting boards can also be bent at the top, which will enable you to paint or paper your walls without the need for disassembly. If you care for the environment, you will be pleased to know that all Vilo skirting boards are 100% recyclable.

Discover the Esquero, Esquero Duo, Izzi Max, Izzi, Magnum and Flex collection and find the skirting board for you.



QUICK AND EASY  
ASSEMBLY



CABLE  
CHAMBER



PAINT WITHOUT  
NEED FOR  
DISASSEMBLY



IMPACT  
RESISTANT



WIDE RANGE  
OF COLOURS



Combining designs and colours is so easy

## Skirting boards collection

The effect is in the detail


Vilo skirting boards are the perfect finish to any floor, especially one with wood-inspired Vilo floor panels. Colour, style, height... When choosing skirting boards remember to take a look at the walls. Maybe they need a new coat of paint? You can do this quickly and simply by choosing Motivo decorative walls. The skirting boards will provide the finishing touch, adding an element of visual harmony to your interior.



Well hidden cable chamber

Esquero | Skirting boards

A simple shape, the attractive height, a large selection of colours following the latest trends. With a lot of space for cables.  
In short: a modern, elegant skirting board, suitable for anyone.



636 Iowa Oak



637 Illinois Oak



638 Dakota Oak



639 Pennsylvania Oak



640 Alabama Oak



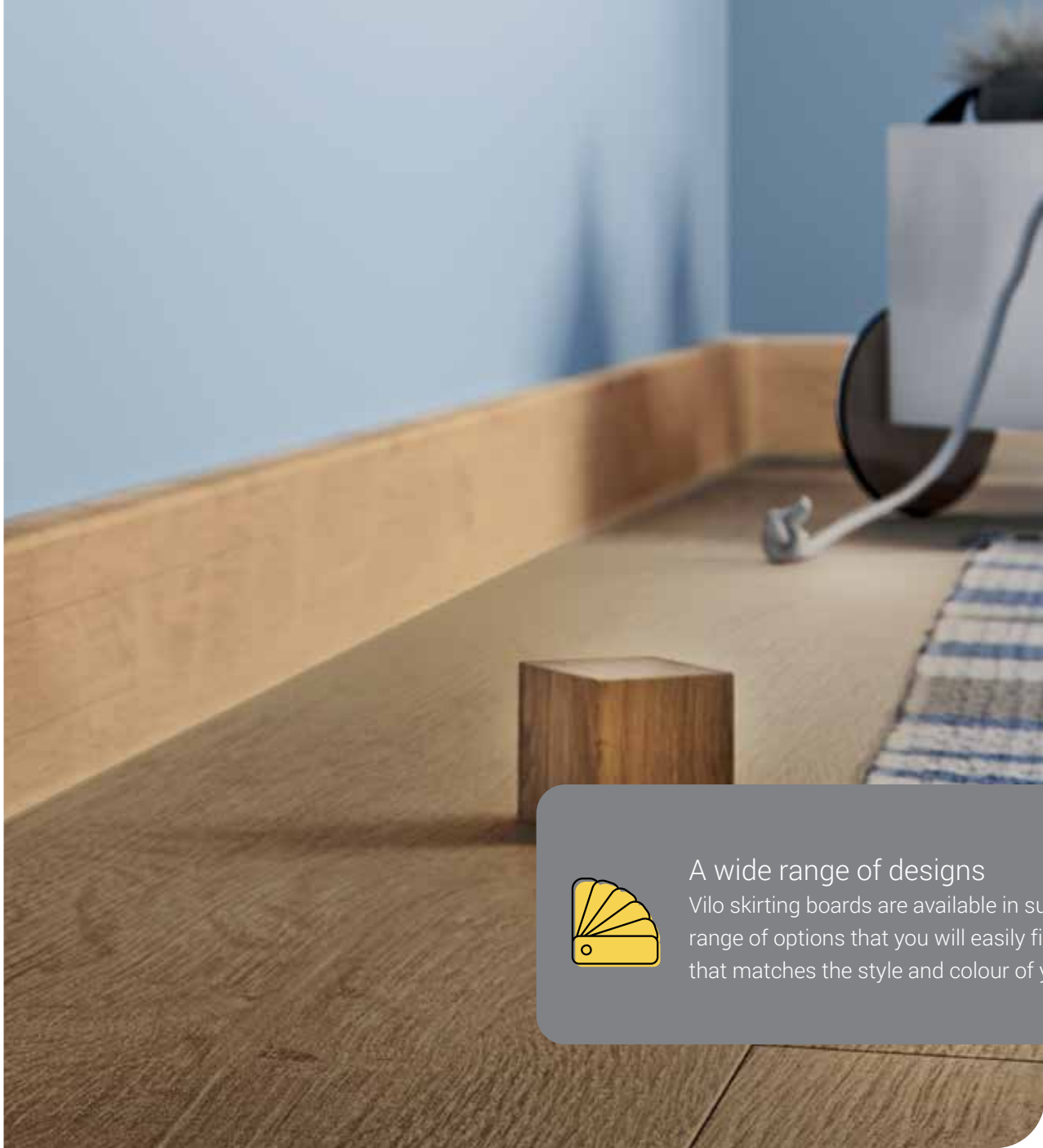
641 Nevada Oak




642 Oregon Oak



643 California Oak



A wide range of designs  
Vilo skirting boards are available in such a broad range of options that you will easily find the one that matches the style and colour of your floor.



601 White



602 Arizona Sycamore



603 California Sycamore



604 White Sycamore



605 Western Sycamore



606 Gnarly Oak



607 Mexican Sycamore



608 Red Oak



609 Scots Pine



610 Acorn Oak



611 Mountain Pine



612 Cork Oak



621 Natural Oak



633 Old Oak



623 Dark Oak



635 River Oak



624 American Oak



634 Nut



627 Creme Oak




622 White Oak



620 Light Grey Oak



626 Knotty Oak



631 Grey Oak



625 Asian Oak



629 Light Concrete



628 Dark Concrete

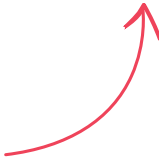


630 Concrete Inscription



632 Hard Concrete



Suitable for tiles  
and vinyl subbases



Esquero Duo | Skirting boards



Do you like minimalism? The Esquero Duo skirting board will complement your space perfectly. You will appreciate not only the fashionable and simple form but also the excellent quality.



650 White



651 Argento Vivo



652 Arctic Oak



653 Alabaster Oak



654 Whitewashed Palisander



655 Tennessee Oak



656 Gray Elm



657 Merbau Gray



658 Amber Oak



659 American Walnut



660 Tabacco Oak



661 Brazilian Palisander



662 Nebraska Oak



663 Oklahoma Oak



664 Texas Oak



665 Arkansas Oak



666 Missisipi Oak



667 Louisiana Oak



668 Virginia Oak





# Magnum | Skirting boards

If you have a larger room, this is the skirting board for you. Magnum is one of Vilo's tallest skirting boards and its effect enhances the grain and colour of the wood. Are you following the latest trends? Not afraid of contrasts? Choose Magnum in white.



801 Royal Ash



802 Viconte Oak



803 Boyar Oak



804 Princely Oak



805 Castellan Oak



806 Cantic Oak



807 Noble Pine




808 Elegance Plane



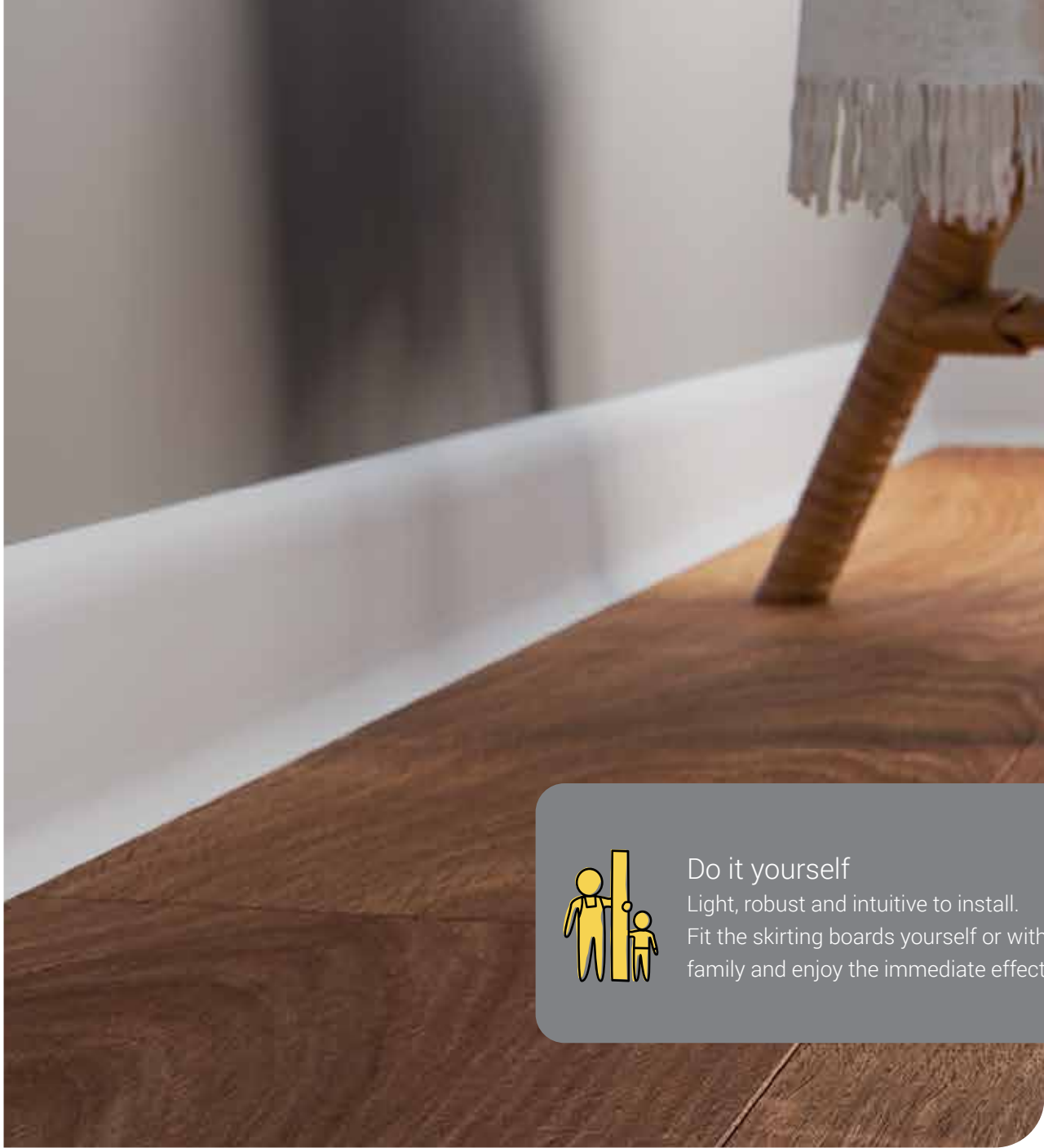
809 Sequoia Magnus



810 Colonial Oak



811 White



**Do it yourself**  
Light, robust and intuitive to install.  
Fit the skirting boards yourself or with family and enjoy the immediate effect.



Aesthetically pleasing and practical. The skirting board surprises with its wealth of colours. Notice the variants with the silvery embellishments. Izzi can fit a lot of cables, can be bent at the top (enables painting without skirting board disassembly) and is particularly durable. It's no surprise that this skirting board is extremely popular.



7124 Vintage Oak



7125 Bright Oak



721 Antique Oak



728 Dark Walnut



730 Arizona Oak



734 Pasadena Hickory



746 Greek Walnut



750 Iroko



758 Mocca Oak



759 Honey Alder



760 Classic Oak



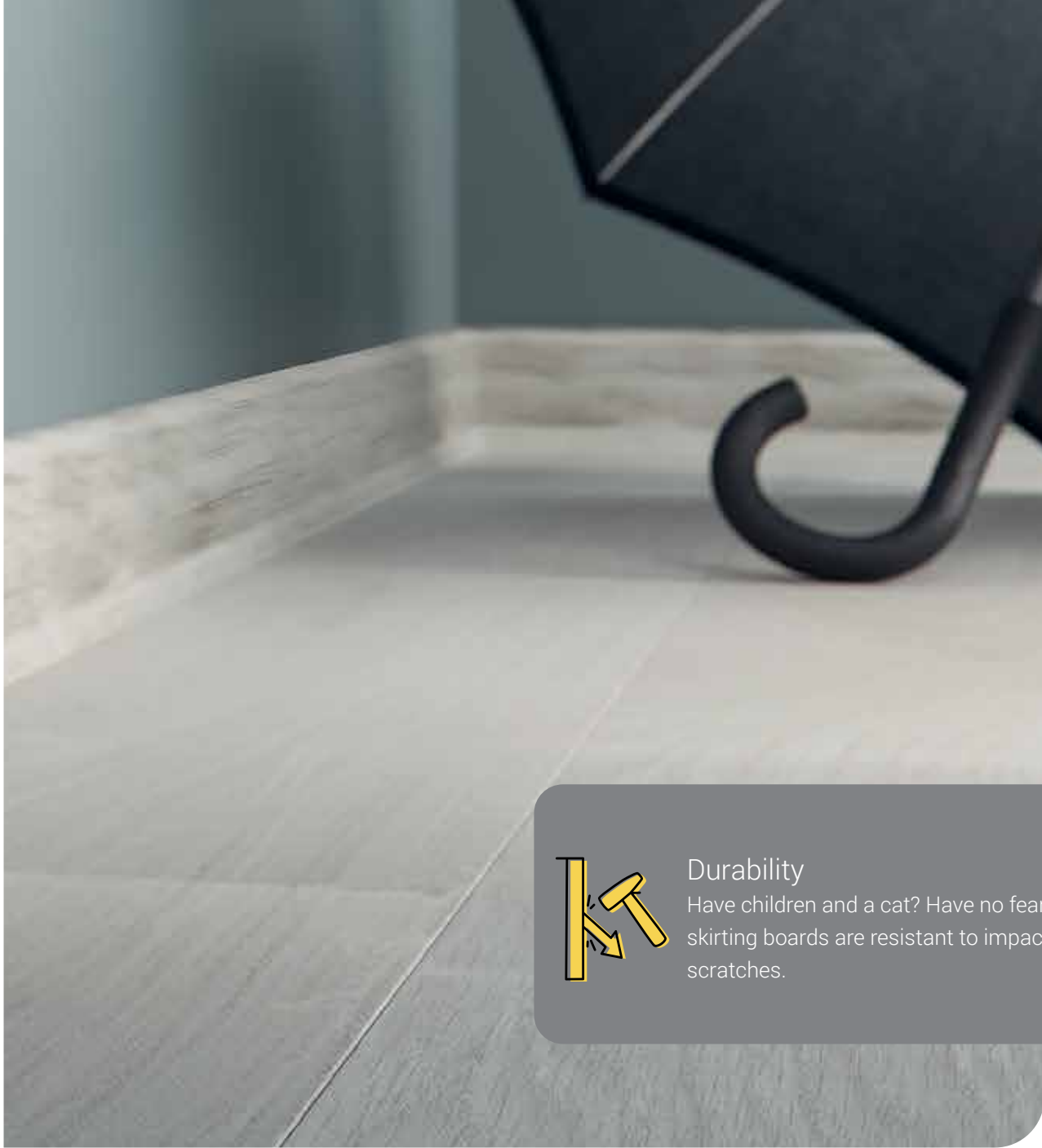
761 Rustic Ash



762 Milky Oak



763 Argento



**Durability**  
Have children and a cat? Have no fear - Vilo skirting boards are resistant to impact and scratches.



771 Syberian Elm



774 Liverpool Oak



779 Wine Oak



7109 Kermes Oak



7112 Turkey Oak



7121 Natural Oak



772 Hartley Maple




776 Discovery Oak



788 Graysland Oak



7110 Sandy Oak



7113 White



7122 Cordoba Pine



773 Polish Elm



778 Grey Oak



7108 Caucasian Oak



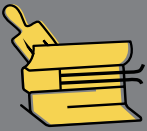
7111 Cork Oak



7120 Gnarled Pine



7123 Smoked Oak



**Paint without disassembly**  
If you often change the look of your interior, consider skirting boards which can be bent at the top. You won't have to disassemble them during renovation.

## Flex | Skirting boards

Looking for tested, cost-efficient solutions that give beautiful results? Discover the Flex collection. A rich colour palette will help you find the skirting board most suited to your interior and the durability and ease of use will let you enjoy it for years to come.



504 Maple



508 Dark Oak



518 Andante Oak



521 Antique Oak



524 Bright Pear



529 Cordoba Oak



530 Arizona Oak



533 Burnt Oak



543 Magnate Oak



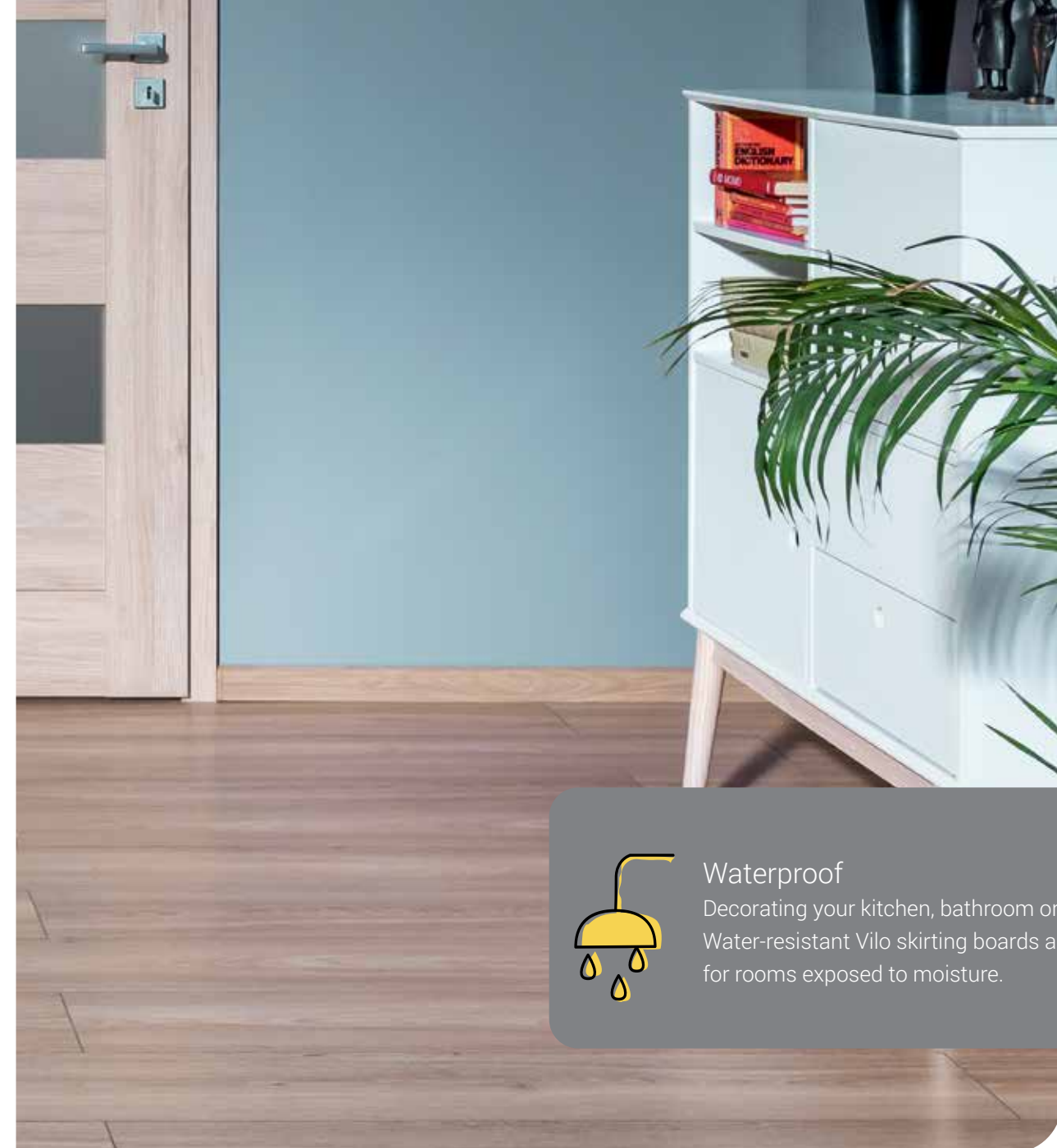
544 Dartford Oak



582 Citrin Oak



584 Lemony Oak



### Waterproof

Decorating your kitchen, bathroom or hall? Water-resistant Vilo skirting boards are ideal for rooms exposed to moisture.





585 California Oak



5103 Spanish Oak



5106 Castle Oak



5115 Sunset Oak



5118 Whitewashed Alder



5101 Siberian Oak



5104 Andalusian Oak



5107 Terra Oak



5116 Roma Oak



5119 Carrara Oak



5102 Norway Spruce




5105 Oiled Oak



5114 Old Plane



5117 Oriental Plane



### Easy to clean

All Vilo skirting boards are easy to clean and cleaning will not alter their appearance. Skirting boards also protect against dust.

Izzi Max | Skirting boards

A simple method for a great result? Go for Izzi Max - a tall skirting board with a carefully fine-tuned shape and a beautiful wood grain finish. As any Vilo skirting board, Izzi Max will surprise you with its rapid assembly, perfect masking and protection against dust. And when you feel the urge to paint or paper the walls, you don't have to disassemble it.



901 White Oak



902 Limestone Oak



903 Steel Oak



904 Provance Oak



905 Pedunculate Oak



906 Sunny Oak



907 Honey Oak



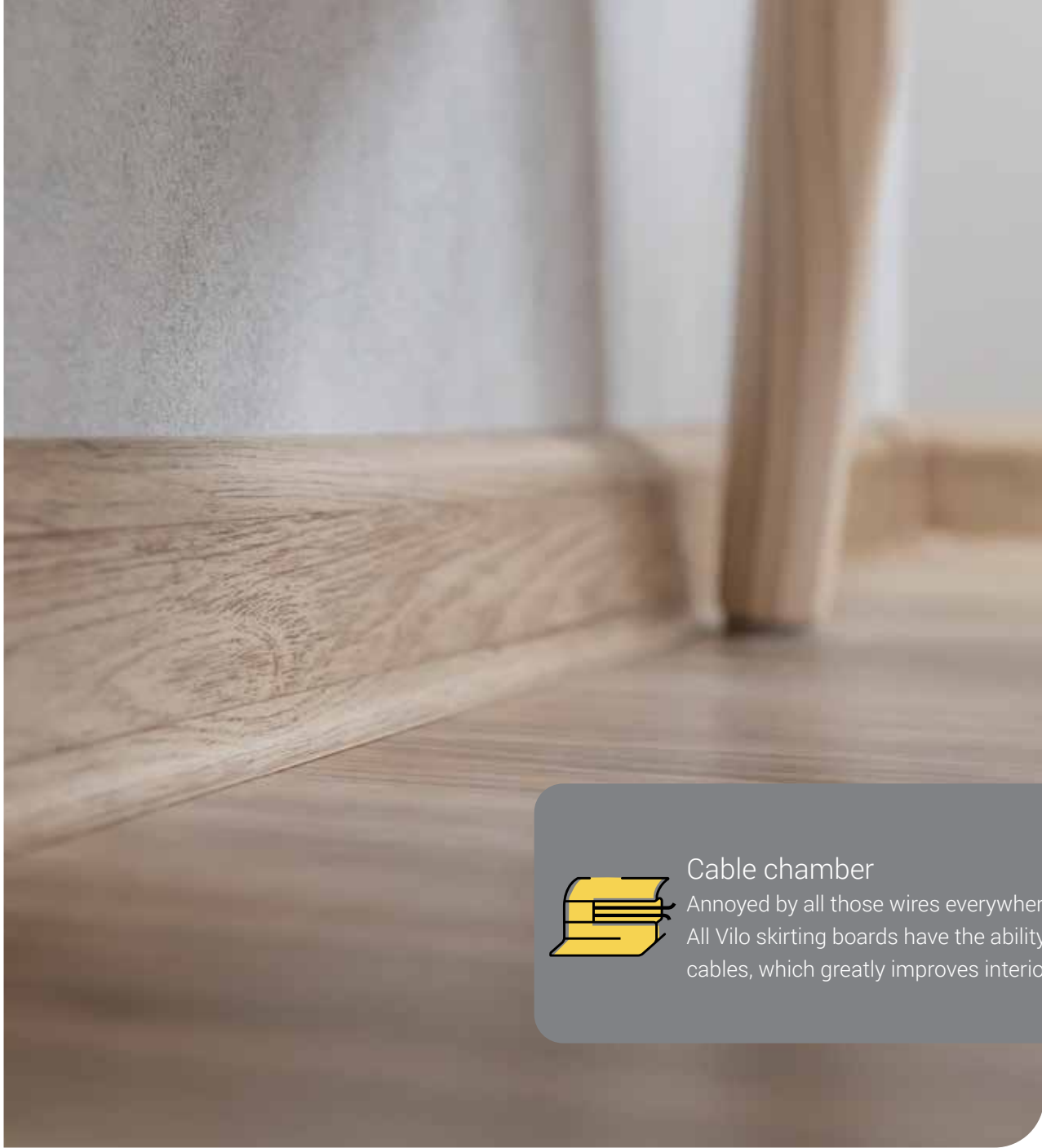
908 Autumn Oak



909 Tuscan Oak



910 Muddy Oak



**Cable chamber**  
Annoyed by all those wires everywhere?  
All Vilo skirting boards have the ability to house  
cables, which greatly improves interior aesthetics.

Feature	Esquero	Esquero Duo	Magnum	Izzi Max	Izzi	Flex
Dedicated finishes	•	•	•	•	•	•
Painting and wallpapering without need for disassembly			•	•	•	
Possibility of housing cables	•	•	•	•	•	•
Quick assembly with hammer plugs	•	•	•	•	•	•

In doubt?

Visit our website at [www.vilohome.com](http://www.vilohome.com). There you will find videos and assembly instructions for our skirting boards.



You’ve chosen the skirting boards ideal for your floor - now it’s time to assemble them. This effect is very quick and easy to achieve.

Step by step assembly

1. Prepare tools: a sharp saw, a drill and hammer plugs.  
A pencil, measuring tape and hammer may also come in handy.
2. Peel off the label – on the back you’ll find detailed instructions for assembly for the Vilo skirting board chosen by you.
3. Cut the skirting board to the appropriate length and only then take off the clip.
4. Attach the skirting board to the wall using the hammer plugs.
5. If necessary, slide the cables through the cable housing.
6. Finish off by adding any necessary finishing elements.

Each Vilo skirting board collection contains a set of finishing elements of matching colour and height: a connector, an inside corner, an outside corner, a right cover cap and a left cover cap.





