

GARDEN ROOMS

Living in the

Outdoors

eurocell



Unlock your garden's *potential* with a **Garden Room**

Enjoy your garden more

Your garden is an extension of your home and offers the perfect opportunity to enhance and increase your living space. Our range of garden rooms are built to the highest standards and offer exceptional value for money. Explore our range and start dreaming about how you could re-invigorate your garden today.

CONTENTS

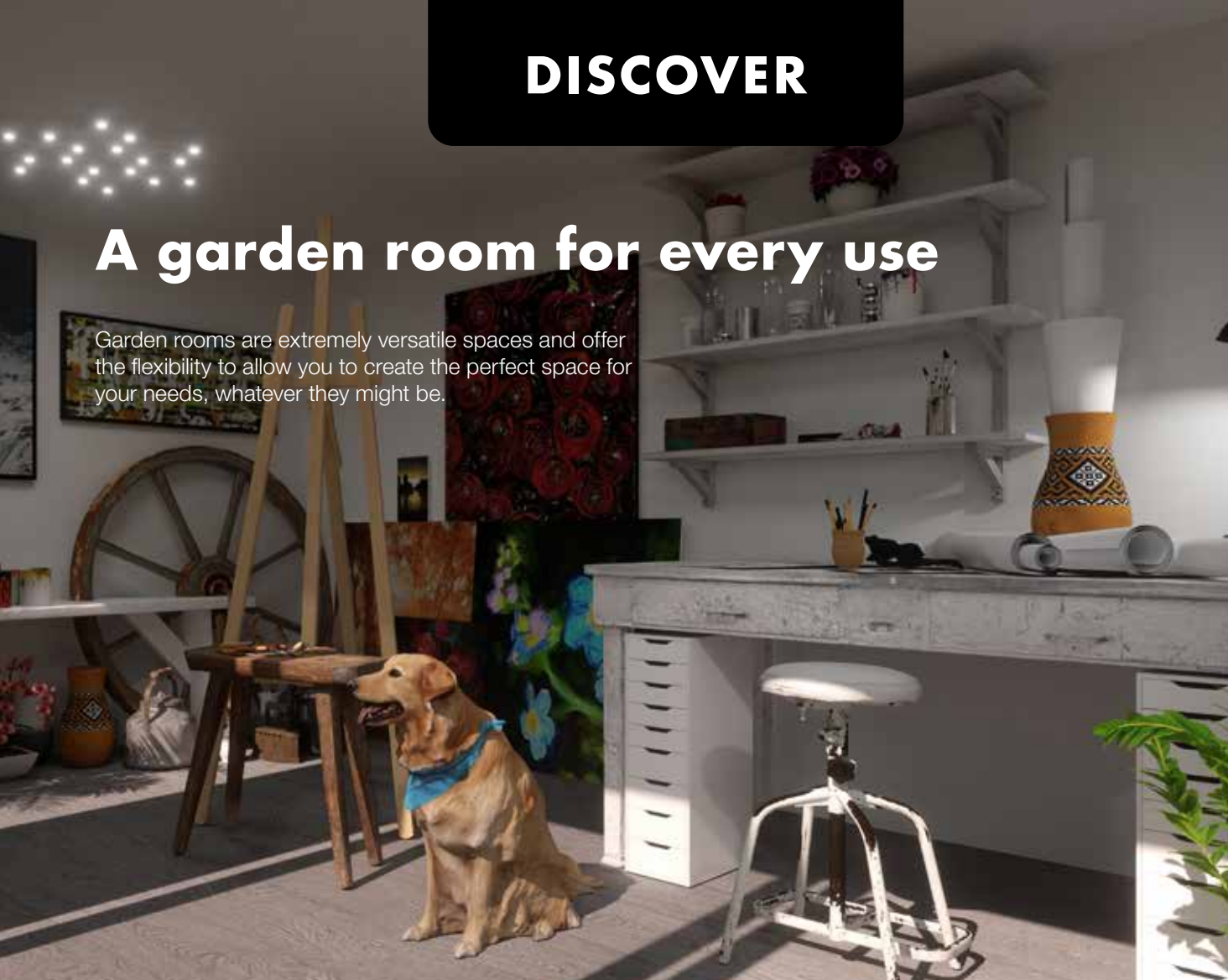
Discover	4
The sustainable choice	10
Eurocell Garden rooms	12
Studio One	14
Studio View	16
Windows	18
UPVC Doors	20
Discover the extras	22
Garden Room design in five easy steps	28
Useful information	38



DISCOVER

A garden room for every use

Garden rooms are extremely versatile spaces and offer the flexibility to allow you to create the perfect space for your needs, whatever they might be.



Get creative. Flooded with natural light, garden rooms are an ideal space for getting creative. A space that you

can use to indulge a hobby and take your mind off the demands of daily life.



Relax and unwind in a garden room sanctuary. Curl up with a good book, listen to the birds and the leaves rustling in the breeze or simply create a space to still your mind, a garden room is a perfect place to connect with nature and yourself.



Work out at a time that works for you in your own private garden room gym. Avoid the crowds, the queues and the time restrictions. Enjoy the privacy and freedom to train for your goals.



Entertaining at home has been a growing trend for a few years now, adding a garden room to your garden is an ideal way to create an extra space for entertaining both day and

night. Take advantage of warm sunny days in the garden that drift into balmy summer evenings, where you can sit back, relax and enjoy catching up with friends and family.




Working from home has many advantages, from saving time on the daily commute, reducing your carbon footprint, increasing productivity and improving your work life balance. We may not always have the space in our



homes to create the best working environment, but using a garden room to create a home office allows you to keep your work and home life separate, with all the advantages of working from home.

DISCOVER



Garden Rooms **through the seasons**

A garden room is an ideal place to work, relax, exercise or create. All of our Garden Rooms are fully insulated and come with A-rated doors and windows, and a heater as standard. So you can be sure that whatever the weather, your garden room will be a comfortable space all year round.



DISCOVER

It's all in the *detail*

Trust us to deliver

Here at Eurocell, we believe making improvements to your home should be easy - and you shouldn't have to break the bank to do them either. That's why we've worked tirelessly for years to produce premium-quality products that offer excellent value for money.

Our Garden Rooms have been carefully designed to give

you choice and flexibility. They've been built to the latest standards, using the best technology and come with lengthy guarantees.

We use an average of 29% recycled frames in all of our window and door systems. And we're on hand with help and advice whenever you need it.



Trusted by the trade for over 50 years

A UK leading manufacturer, distributor and recycler of building products.



Surveyed and fitted by our approved installers

Our network of carefully selected approved installers work across the UK.



Experts with years of experience

Our team are here to help you every step of the way.



Made and recycled in the UK

We recycle around 3 million window and conservatory frames each year and use some of that material to manufacture the windows and doors in your Garden Room.



Energy efficient construction

Our Garden Rooms have double-glazed glass and high-quality insulation to retain heat.



Guaranteed for your peace of mind

10-years on the building structure, external cladding and window and door frames. 3-years on window and door hardware.



Create a space that's personal to you.



Quick to install, prefabricated panel construction. Yours to enjoy within four weeks of ordering.



Choice of styles

Choose from Studio One, Studio View, Studio Frame, Studio Canopy or contact us to discuss your bespoke design



Sizes for every space

We have 16 standard sizes available, but if you're looking for a different size we're happy to discuss your requirements



Excellent thermal efficiency

Meaning you can use your garden room all year round



Choice of low-maintenance cladding

Horizontal or vertical cladding options in a choice of 10 colours



Low-maintenance weatherproof roof with guttering

With EPDM rubber to withstand any weather



Choice of three stylish doors

Made from energy-efficient UPVC and double-glazed glass



Add additional full height or corner windows

Made from energy-efficient UPVC and double-glazed glass



Ultra-secure locks

A multi-point locking system keeps your things safe



Internal electric kit included

Includes four spotlights, one double switch, three double sockets and a panel heater




Unfinished interior with optional plastering

The interior is finished with OSB, with the option to have it fully boarded or fully plastered



Optional flooring pack

With a choice of four flooring and three skirting colours



Made & recycled in the

UK

Our Garden Rooms offer excellent thermal performance

Constructed from prefabricated structural insulated panels, or SIPs for short, UPVC windows and doors, and A-rated double-glazing, our Garden Rooms will keep you snug and warm in winter. The high-quality insulation works together to keep the heat in, reduce energy consumption and keep your bills down.

UPVC has long been recognised as an energy-efficient material for doors and windows. But did you know it's sustainable too? UPVC lasts up to 35 years, it's 95% recyclable and can be recycled up to 10 times. So, it can be reused, with minimal impact on the environment, for 350 years.

Our Garden Rooms also use timber that's certified as sustainable by the Forest Stewardship Council (FSC), and the cladding is made from 100% recyclable material.

We're committed to reducing our impact on the environment

At Eurocell, we're at the forefront of sustainable developments. We recycle around 3 million waste UPVC frames every year and use recycled or recyclable materials in all of our products. Plus, it's all completed in the UK – reducing CO₂ emissions and cutting down travel miles. So, our Garden Rooms represent a genuinely sustainable option that's good for your home, your pocket and the environment.

DESIGN OVERVIEW

Our Garden Rooms are available in four attractive designs, Studio One, Studio View, Studio Frame and Studio Canopy each offering their own unique style with customisable options that allow you to personalise it in a way that suits your needs.

The exterior can be finished in either a traditional ship-lapped or a modern vertical flush cladding which is made from low maintenance composite PVC. Choose from a range of six New England colours or four natural wood effect colours that will blend beautifully with any garden. Inside, our Garden Rooms are finished with OSB giving

STUDIO VIEW



Corner opening

Sheltered space

STUDIO CANOPY



you a blank canvas to create your perfect space and come as standard with a full electric pack. This includes plug sockets, lighting and a panel heater.

Take advantage of our interiors pack that offers a choice of wall cladding, luxury vinyl flooring and recycled UPVC skirting, meaning that your garden room will be ready to use as soon as it's installed; or for ultimate flexibility choose to have your walls boarded and plastered.

To complete your garden room, choose from our stylish French, sliding or bi-fold doors in a choice of three colours, with five door furniture colour options. To add an extra touch of personalisation, there's options to add an additional full-height window, a corner window or even extra storage space.

Available in a range of sizes from 2.54m x 2.54m to 6.2m x 3.76m there's a room to suit every garden.


STUDIO ONE



Classic style

Front veranda

STUDIO FRAME



STUDIO ONE



Corner window

Complement your home

Our Studio One Garden Room is a beautiful addition to any garden, combining practicality with style, the Studio One Garden Room can be easily tailored to meet your needs, along with a choice of 16 standard sizes and

three door styles, you also have the opportunity to create something a little more bespoke by adding additional full-height or corner windows.

16
sizes

16 sizes plus a side-storage add-on option

10
colours

Six Coastline and four wood effect cladding colours

3
styles

Sliding, French or bi-fold doors

3
colours

Door and window frames in Anthracite Grey, White or Golden Oak

Full height window



STUDIO VIEW



Dual aspect doors for a *perfect* view

Offering the perfect balance of natural light and garden views, the Studio View Garden Room is a garden lovers dream. The dual aspect doors allow light to flood into the entire garden room. If that isn't enough to convince you

that this is the perfect garden room for you, opening up both sets of doors creates the perfect flow between your garden room and your garden.

15
sizes

15 sizes plus a side-storage add-on option

10
colours

Six Coastline and four wood effect cladding colours

3
styles

Sliding, French or bi-fold doors

3
colours

Door and window frames in Anthracite Grey, White or Golden Oak

STUDIO FRAME



Traditional design meets contemporary *style*

The Studio Frame Garden Room combines a traditional garden room design with a modern twist. The contemporary front veranda surrounds the garden room and creates an additional space for you to enjoy while

elevating the look of a standard garden room. Due to its modern twist on tradition, this design of garden room is a perfect fit if you are looking for functional luxury.

16
sizes

16 sizes plus a side-storage add-on option

10
colours

Six Coastline and four wood effect cladding colours

3
styles

Sliding, French or bi-fold doors

3
colours

Door and window frames in Anthracite Grey, White or Golden Oak



STUDIO CANOPY



Ultimate indoor outdoor space

The Studio Canopy takes garden rooms to the next level, allowing you to combine your garden room with a canopy, perfect for creating a seating or dining area that offers shelter from the midday sun or a passing shower, and allows you to continue to enjoy your outdoor space come rain or shine.

You can even choose to add an extra set of side doors to your garden room giving you direct access to the canopy area. For extra privacy, the canopy sides can also be enclosed to suit your needs.

16
sizes

16 sizes plus a side-storage add-on option

10
colours

Six Coastline and four wood effect cladding colours

3
styles

Sliding, French or bi-fold doors

3
colours

Door and window frames in Anthracite Grey, White or Golden Oak

4
canopies

Create your ideal canopy, four side enclosure options and three sizes



**DISCOVER
THE EXTRAS**



Full height window

Corner window

Window options to frame your *view*

We all know that being in nature and being exposed to natural light helps to improve our wellbeing, so adding an extra window to your garden room is a fantastic way to allow more light to flood the space helping you to connect with the outdoors.

Choose between a full height or corner window or add both to create a garden room to suit your space and style.



DISCOVER THE EXTRAS

Need more *storage?*

Do you love the idea of a garden room but still need somewhere to store those items that create clutter?

Our add-on storage extension is the perfect solution. The add-on storage extends out from the side of your garden room and provides extra space for storage. It's accessed through a single double-glazed or unglazed door.



Create your *perfect* interior with an interior pack

Our Garden Rooms come with OSB lined interior walls as standard. You can add an Interior Décor Pack to complete the finish. So, your space will be ready to use as soon as it's installed.



Wall Cladding

Panelled walls are the perfect way to create a cosy atmosphere in your garden room. They're incredibly durable and easy to clean. Choose from three classic colours and textures: Fun Wood, Brown Slate and Light Wood.



Luxury Vinyl Flooring

Vinyl flooring is ideal for garden rooms. It's easy to clean, and it's slip and water-resistant, it also adds sound and insulating properties to help your room feel snug all year round. Choose from four beautiful wood effect colours: English Oak, Irish Oak, Swedish Oak and Norwegian Oak.



Recycled UPVC Skirting

Skirting boards add the finishing touch to your room. The surface never needs sanding or painting. Simply wipe clean to keep it looking its best. Choose from three stunning colours: English Oak, White Satin and Anthracite Grey.



Prefer to choose your own interior finishes?

Opt for a skimmed plasterboard finish to the walls and ceiling, giving you the ultimate flexibility to decorate your garden room in a style that suits you.

**DISCOVER
THE EXTRAS**



Add a side door and

decking

All of our Garden Rooms have the option to add an extra set of side doors. Take our Studio Canopy Garden Room, for example, not only can you add side doors, the

option to add composite decking is available too - giving that added bit of luxury below the canopy.

Bespoke
service

Did you have something else in mind?

We know that sometimes you will have specific design needs for your garden room. If you can't see your dream garden room in our brochure, let us know!

We're happy to discuss your requirements and design a garden room that's perfect for you.



GARDEN ROOM DESIGN

How to *Design* your perfect garden room

Our Garden Rooms are designed to be versatile. That means you can choose the size, finish* and specifications to create a bespoke design that suits your needs.

The following pages take you through all of the options available to help you plan your dream space. But don't forget, our expert team are on hand, waiting to take you through the journey when you're ready.

- Step 1: Choose your design
- Step 2: Choose your size
- Step 3: Choose your cladding style and colour
- Step 4: Choose your door style and colour
- Step 5: Choose your extras
- Step 6: Decide if you want an optional interior pack or storage extension

Step one choose your garden room design

Studio One



*All of our Garden Rooms are supplied with a black roof and fascia boards.

Studio View



Studio Frame



Studio Canopy



GARDEN ROOM DESIGN

Step two choose your size

*** NOT AVAILABLE IN THE STUDIO VIEW GARDEN ROOMS**

DOOR OPTION

- ✓ 1.2m French door
- ✓ 1.8m Sliding patio door
- ✓ 1.8m Bi-fold door

	BUILDING WIDTH 3.76m	BUILDING WIDTH 4.73m	BUILDING WIDTH 4.98m	BUILDING WIDTH 5.6m	BUILDING WIDTH 6.2m	
BUILDING DEPTH 2.54m						STORAGE EXTENSION
BUILDING DEPTH 3.15m						
BUILDING DEPTH 3.76m						
DOOR AND WINDOW OPTIONS	DOOR OPTION <ul style="list-style-type: none">✓ 1.8m French door✓ 2.4m Sliding patio door✓ 2.4m Bi-fold door CORNER WINDOW <ul style="list-style-type: none">✓ Left/Right/Both FULL HEIGHT WINDOW <ul style="list-style-type: none">✓ Any Side	DOOR OPTION <ul style="list-style-type: none">✓ 1.8m French door✓ 2.4m Sliding patio door✓ 2.4m Bi-fold door CORNER WINDOW <ul style="list-style-type: none">✓ Left/Right/Both FULL HEIGHT WINDOW <ul style="list-style-type: none">✓ Any Side	DOOR OPTION <ul style="list-style-type: none">✓ 1.8m French door✓ 2.4m Sliding patio door✓ 2.4m Bi-fold door CORNER WINDOW <ul style="list-style-type: none">✓ Left/Right/Both FULL HEIGHT WINDOW <ul style="list-style-type: none">✓ Any Side	DOOR OPTION <ul style="list-style-type: none">✓ 1.8m French door✓ 2.4m Sliding patio door✓ 2.4m Bi-fold door CORNER WINDOW <ul style="list-style-type: none">✓ Left/Right/Both FULL HEIGHT WINDOW <ul style="list-style-type: none">✓ Any Side	DOOR OPTION <ul style="list-style-type: none">✓ 1.8m French door✓ 2.4m Sliding patio door✓ 2.4m Bi-fold door CORNER WINDOW <ul style="list-style-type: none">✓ Left/Right/Both FULL HEIGHT WINDOW <ul style="list-style-type: none">✓ Any Side	CHOOSE YOUR STORAGE ADD-ON POSITION - LEFT OR RIGHT CHOOSE YOUR DOOR OPTION <ul style="list-style-type: none">✓ 1.2m x 2.54m/3.15m/3.76m✓ Available for all widths✓ Left/Right STORAGE DOOR <ul style="list-style-type: none">✓ Single glazed✓ Single unglazed

Step three
choose your cladding



External Cladding

 ANTHRACITE GREY Vertical Coastline	 MOONDUST GREY Vertical Coastline	 SOFT GREEN Vertical Coastline	 CORIANDER OAK Vertical Cladding	 ANTEAK Vertical Cladding	 SHEFFIELD CONCRETE Vertical Cladding	 TRUFFLE OAK Vertical Cladding
 ANTHRACITE GREY Horizontal Coastline	 PIGEON BLUE Horizontal Coastline	 MOONDUST GREY Horizontal Coastline	 TAUPE Horizontal Coastline	 SOFT GREEN Horizontal Coastline	 OYSTER Horizontal Coastline	

Step four
choose your doors



FRENCH DOORS
1.8m wide (1.2m wide on 3.76m wide buildings)



SLIDING PATIO DOORS
2.4m wide (left/right opening)



BI-FOLD DOORS
2.4m wide (left/right outward opening)

Door & Window Frame Colours

 WHITE Both sides
 ANTHRACITE GREY WOODGRAIN White interior
 GOLDEN OAK White interior

Door Handle Colours

 WHITE	 GOLD	 CHROME
 SATIN SILVER	 SATIN BLACK	

GARDEN ROOM DESIGN

Step five choose your extras

Storage Extension

available for all
Garden Rooms



Corner Window

available for Studio One
and Studio Canopy



Full Height Window

available for all
Garden Rooms



Canopy and side enclosure options

available for Studio Canopy and Studio View



Side Door

available for all
Garden Rooms



Decking

available for
Studio Canopy



Step six add an interiors pack

Let us complete your garden room interior by upgrading to our interior decor pack. Choose to include all options or pick from the extras you want.



Interior pack option includes interior cladding flooring and skirting


Interior Finish



OSB
(STANDARD)




PLASTERBOARD
(OPTIONAL)



PLASTERBOARD
AND SKIMMED
(OPTIONAL)

Flooring



ENGLISH OAK



IRISH OAK



SWEDISH
OAK



NORWEGIAN
OAK


Interior Cladding



FUN WOOD



LIGHT WOOD



WHITE

Skirting Boards



WHITE ASH



ANTHRACITE
GREY



ENGLISH OAK

FIVE EASY STEPS



Order in five easy steps



Step 1: Make an enquiry
Complete our online form at eurocell.co.uk/gardenrooms, email us at gardenbuildings@eurocell.co.uk or call us on 0333 005 6525 to discuss your requirements.



Step 2: We'll send you a free no-obligation quote
Your dedicated advisor will send you a free quote, along with detailed specifications and drawings of your dream building.



Step 3: You'll be allocated a dedicated advisor
Your dedicated advisor will help you throughout the buying and installation process.



Step 4: We'll carry out a free site survey
Your dedicated advisor will visit your home at a time to suit you to carry out a survey and give you advice and inspiration.



Step 5: We'll install your garden room within four weeks
Your approved installer and their team will expertly install your garden room, treating your home with respect, minimising disruption and mess.

Our friendly call centre advisors are here to help **Monday - Friday: 8:30am to 5:00pm**

Construction

details for your Garden Room

All of our Garden Rooms are built to the highest standards, they've been meticulously crafted to provide long-lasting warm, quiet spaces, and best of all, our Garden Rooms are delivered prefabricated, so they can be installed quickly, with minimum mess and disruption.

Roof Construction

The roof is constructed from a 122mm rigid insulated core sandwiched between 11mm OSB and finished with a EDPM roof membrane.

Internally the ceiling is finished with OSB as standard with the option to upgrade to a plasterboard and plaster finish.



Wall Construction

Structurally the walls are constructed from SIP panels, a 77mm rigid insulated core sandwiched between 11mm OSB, topped with a breathable membrane.

Externally the walls are finished with your choice of our patented Coastline composite cladding, or our vertical foiled cladding range.

Internally the walls are finished with OSB as standard with the option to upgrade to a plasterboard and plaster finish.

Floor Construction

The floor is constructed from a 77mm rigid insulated core sandwiched between 11mm OSB.

The OSB finish is ready for you to lay your chosen flooring*, or you can choose to add flooring from our interior pack options.

* Underlay is required prior to laying flooring

The result is a fully insulated, thermally efficient garden room that never requires any exterior sanding, staining or painting, leaving you free to relax and enjoy your new space all year round.

Foundations

for your Garden Room

When you're buying a garden room, the foundations may be the last thing you think about, but they're an essential feature. A strong, stable foundation is vital to ensure your garden room is supported for years to come.

We recommend having your garden room installed on a level concrete base or with ground screws.

Ground Screws

What are ground screws?

Ground screws are huge screws that are bored deep into the ground. The heads of the screws protrude above the ground providing a stable, level surface for your garden building to be built upon.

When ground screws are used to create a level base for your garden room, the gap created to level the garden room base is enclosed with fascia boards to ensure a sleek finish.



Choosing the *perfect place* for your Garden Room

There are a few important things to consider when you're deciding where to put your Garden Room. So, we've put this guide together to help you.

✓ Do I need planning permission?

We've carefully designed our Garden Rooms so that planning permission isn't needed in 90% of cases. All of our Garden Rooms are built to a height that falls within permitted development and comply with Building Regulations.

You may need planning permission if:

- you want to build in front of the principal elevation of your house (generally classed as the elevation containing the front door)
- you live in a conservation area
- you live in a listed building
- your building takes the total area of land occupied by buildings to over half (not including the original dwelling house as it was in 1947)
- you or anyone else plans to live in the building

If you think you'll need planning permission, or if you're not sure, please consult your local planning office.

✓ How is your garden room going to be used?

To ensure you get the right size garden room for your needs, it's important to think about how it will be used now and in the future. For example, if it's going to be an office for one person, is it possible you may need room for two people later? Getting the right size from the start can save you a lot of cost and hassle in future.

✓ What time of day are you going to use it?

The way light comes into a room can change the way it feels. Having the door or windows facing south or west will capture natural light and increase the temperature of the room. But if they're facing north or east, the room may feel dark and cool.

✓ How are you getting to your garden room?

If you're planning to use your garden room all year round, you may want to lay a path from the house to the room so you don't have to walk over wet or muddy grass during the winter.

✓ How is electricity installed in your garden room?

All of our Garden Rooms come with 1st fixed electrical work, this means we only install the internal wiring. You will need to arrange for suitable cable to be installed from the house to the garden room and source a local electrician to complete the 2nd fix, this means fitting the plug back boxes, front plug boxes, external lights, internal light, the consumer unit, and the connection to your home fuse board. The 2nd fix electrical stage cost is not included in our package. In some instances, we can organise this for you at an additional cost. If we are to arrange a 2nd fix, this would happen after the building has been built, normally within 2-7 days.

✓ Consider fences and hedges

If you're planning to put your garden room near a fence or hedge, you'll need to leave a minimum 50cm gap if your garden room is under 15 sqm and a minimum 1 metre gap if your garden room is over 15 sqm. This is to ensure our installers have space to construct the building, but also so you can maintain the hedge or fence and clean the building.

✓ What about your view?

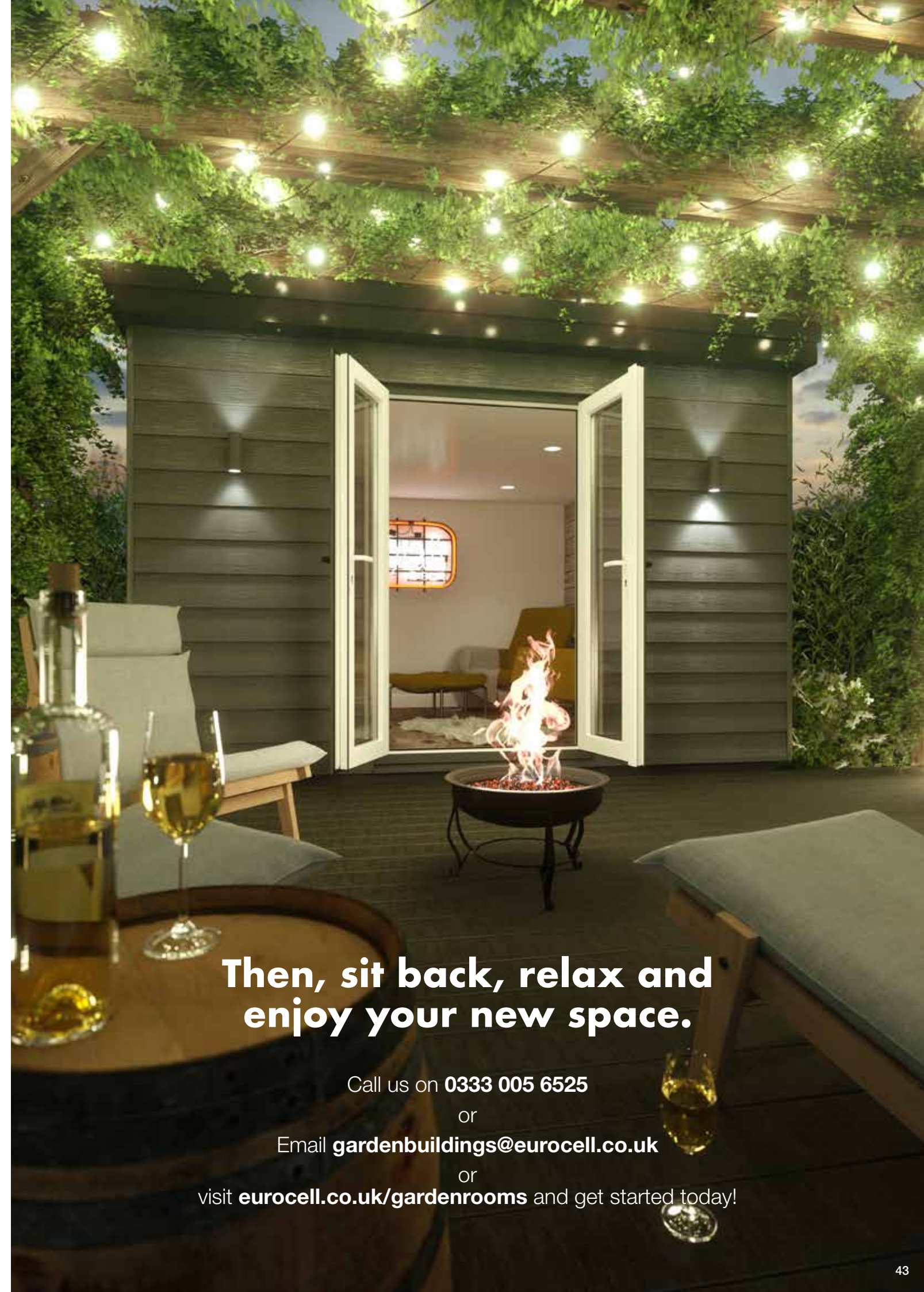

The view from your garden room can change the way you feel about it when you're in it. So, sit in the space you're thinking of using and consider where the doors and windows will be and what you'll be able to see from there. If you want a quiet space where you can work or relax, keep the building away from overlooking neighbours and their barbecue and play areas.

✓ What's the condition of the ground?

Your garden room needs to be built on flat, well-drained ground. So, think about what the ground is like at different times of the year. If it's regularly water-logged, then it's probably not the best place to put it.

DESIGN GRID

Use the space below to design your perfect garden room



**Then, sit back, relax and
enjoy your new space.**

Call us on **0333 005 6525**

or

Email **gardenbuildings@eurocell.co.uk**

or

visit **eurocell.co.uk/gardenrooms** and get started today!



For more information or to get a free quote:



0333 005 6525



gardenbuildings@eurocell.co.uk



eurocell.co.uk/gardenrooms

eurocell.co.uk



**MADE & RECYCLED
IN THE UK**

eurocell