


# Roofing Product Solutions

**ROOFLINE | RAINWATER | ROOFLIGHTS  
DRY VERGE | INSULATION | ROOF GLAZING**



**eurocell**


Ask in branch for exclusive trade deals

# Roofing, Roofline & Rainwater


## Product Range

Roofline	4
Lightweight Roofing	22
Dry Verge	42
Flashing	50
Flat Roofing	62
Timber	84
Insulation	86
Rooflights and Glazing	88
Conservatories	96
Equinox Roof System	98
Luma Flat Rooflight	106
Skypod Lantern Roof	108
Roof Glazing	114
Canopies and Panels	124
Rainwater	126
Underground Drainage	144







Over 6000 products in branch




200+ branches nationwide




Product experts in every branch



Free surveys & quotations



Click & collect in branch



Free onsite delivery\*

\*Longer lead times apply to made-to-order items. Applies to mainland UK only and excludes Northern Ireland & Northern Scotland. Minimum order value of £50.

# ROOFLINE

## CONTENTS

Fascia boards	8
Capping boards	11
Finishing trims	14
Soffit boards	16
Ventilators and accessories	18
Fixings	19

## HIGH QUALITY FASCIAS, SOFFITS, CLADDING AND ACCESSORIES HELP TO ADD THE ESSENTIAL FINISHING TOUCHES TO ANY ROOFLINE PROJECT

- **Eaves protector**  
A high quality, PVC eaves protector that ensures any roof underlay does not drape into the gutter. Eurocell eaves protector prevents water pooling behind fascia's and rotting of roof underlay in guttering thus reducing maintenance at eaves level - page 18.
- **3-in-1 felt support tray**  
The 3-in-1 felt support tray incorporates an integral over fascia vent and bird comb to promote air circulation and limit animal and insects entering the roof.
- **Hollow soffit**  
Our decorative hollow soffit board features in-built ventilation, helping to maintain airflow throughout your loft space - find out more on page 17.



Eaves protector



3-in-1 ventilation



Hollow soffit

# ROOFLINE ANATOMY

## A FASCIA

For our range of direct replacement fascia and capping boards, [go to page 8](#)

## B DRY VERGE

Neaten up ragged roof edges with our dry verge range [on page 42](#)

## C TRIMS

From corner trims to joint trims, find all you need to complete your roofline job [on page 14](#)

## D SOFFITS

Choose from our range of plain and ventilated soffit boards [on page 16](#)

For more detailed information on our roofline range, including measurements and fitting instructions, please refer to our specification guide.

Call **08000 77 88 88** to request a copy, or download at [eurocell.co.uk](http://eurocell.co.uk)



# SIZE GUIDE


Our roofline products are available in various widths and thicknesses.

When we refer to **18mm** fascia board, we are talking about the **thickness** of the board.

The **width** of our fascia boards vary. In the example opposite, we show a **150mm** width board, but this particular product is available in widths up to 450mm – so you choose a size to best suit your project.



# INSTALLATION EXAMPLES



## FASCIA BOARD

18mm fascia board installed on a gable box end, finished with corner (**DCBCT**) and joint trims (**DCBJT**).



## SOFFIT BOARD

300mm vented hollow soffit board (**SB300**) allows air to flow freely in the roof space. This decorative board is complemented by sculpted 18mm ogee fascia boards (**OGE225**).



## CAPPING BOARD

9mm capping board (**CB250**) with 9mm utility board (**UB300**) fitted to a new 6mm plywood substrate\*.

\*Our capping boards can be fitted over existing fascia boards, providing that they are sound.

# FITTING TIPS

## FOILED AND LAMINATED BOARDS

All foiled and laminated boards should be fitted in lengths of **2.5m** maximum, to accommodate the expansion requirements – particularly on south facing elevations. Lift protective tape for inspection before installation.

## CAPPING BOARD

Capping board should only be affixed to existing timber fascias if they are sound. Where the integrity of existing fascia is compromised, replace with a timber backboard and use timber fillets for additional support.

## WHICH SEALANT?

Eurocell recommends Soudal neutral cure silicone sealants for all PVC-U roofline applications, for safe high-performance adhesion to PVC-U, masonry and polycarbonate.

See pages **70-71**



Double euroboard 18mm

Standard

Ogee

5m lengths

Standard & Ogee double euroboard

Standard		
Code	Size	Pack qty
DEB350	350mm x 5m	1 pack
Colour options: 64 / WGY4 / WGY1 / WGY1S / WY / WCR1* / WO / WLO1 / WG* / WGY3* / RO / WGY2 / WZ*		
DEB450	450mm x 5m	1 pack
Colour options: 64 / WGY4 / WLO10* / WGY1S / WGY17* / WY / WT1 / WCR / WCR1 / WO / WLO1 / WG* / WY3* / WGY3 / WT2* / RO / WGY2 / WZ		

Ogee

Code	Size	Pack qty
DOGE400	400mm x 5m	1 pack
Colour options: 64 / WGY1* / WY* / WO* / RO*		

Box end board 18mm

Standard

Ogee

1.25m lengths

450mm Standard & 400/450mm Ogee

Standard		
Code	Size	Pack qty
BEOGE400	400mm x 1.25m	1 pack
BEEB450	450mm x 1.25m	1 pack
Colour options: 64 White		

TRADE ESSENTIALS

Euroboard 18mm

Standard

Ogee

5m lengths

Standard euroboard

Code	Size	Pack qty
EB150	150mm x 5m	2 pack
Colour options: 64 / WGY4 / WGY1S / WGY17 / WGY5* / WY / WT1 / WCR / WCR1 / WO / WLO1 / WG* / WGY3 / WT2* / RO / WGY2 / WZ		
EB175	175mm x 5m	2 pack
Colour options: 64 / WGY4 / WGY1S / WGY17 / WY / WT1 / WCR / WCR1 / WO / WLO1 / WG* / WGY3 / WT2* / RO / WGY2 / WGY2S* / WZ		
EB200	200mm x 5m	2 pack
Colour options: 64 / WGY4 / WGY1S / WGY17 / WY / WT1 / WCR / WCR1 / WO / WLO1 / WG* / WGY3* / RO / WGY2 / WZ		
EB225	225mm x 5m	2 pack
Colour options: 64 / WGY4 / WLO10* / WGY1S / WGY5* / WY / WT1 / WCR / WCR1 / WO / WGY7S* / WLO1 / WG* / WGY3 / RO / WGY2 / WZ / WY3*		
EB250	250mm x 5m	2 pack
Colour options: 64 / WGY4 / WLO10* / WGY1 / WGY1S / WY / WT1 / WCR1 / WO / WLO1 / WG* / WGY3 / RO / WGY2 / WZ		
EB300	300mm x 5m	2 pack
Colour options: WGY1 / WCR1*		

Ogee euroboard

Code	Size	Pack qty
OGE175	175mm x 5m	2 pack
Colour options: 64 / WY* / WCR1		
OGE200	200mm x 5m	2 pack
Colour options: 64 / WY*		
OGE225	225mm x 5m	2 pack
Colour options: 64 / WGY1* / WY* / WO* / WLO1* / RO*		

COLOUR OPTIONS

64  
White

WZ  
White Ash

WCR1  
Cream White

WCR  
Cream

MTO  
WGY26  
Pebble Grey

WGY4  
Agate Grey

WT1  
Chartwell Green

WGY3  
Moondust Grey

MTO  
WGY7S  
Hazy Grey Smooth

MTO  
WGY7  
Hazy Grey

MTO  
WLO10  
Anteak

WLO1  
Irish Oak

WLO14  
Turner Oak

WO  
Golden Oak

WGY17  
Balmoral

WGY5  
Basalt Grey

MTO  
WMO1  
Medium Oak

MTO  
WT2  
Moss Green

MTO  
WG  
Mahogany

RO  
Rosewood

MTO  
WGY2S  
Slate Grey Smooth

WGY2  
Slate Grey

WGY1  
Anthracite Grey

WGY1S  
Anthracite Grey Smooth

WY  
Black Ash

MTO  
WY3  
Matt Black

\* Made to order

i

Made to order colours are marked - see above

Fascia Boards

Bull-nosed fascia board 18mm




5m lengths

Replacement bull-nosed fascia is ideal for new build and refurbishment projects.

Code	Size	Pack qty
HBN150	150mm x 5m	2 pack
HBN175	175mm x 5m	2 pack
HBN200	200mm x 5m	2 pack
HBN225	225mm x 5m	2 pack
HBN250	250mm x 5m	2 pack
Colour options: 64 White		

Flat fascia board 16mm



5m lengths

This 16mm flat fascia board is a simpler alternative to standard fascia board, and is ideal for new build and refurbishment projects.

Code	Size	Pack qty
EFF150	150mm x 5m	2 pack
Colour options: 64 / WLO10* / WGY1 / WY / RO / WLO14		
EFF175	175mm x 5m	2 pack
Colour options: 64 / WLO10* / WGY1 / WY / WGY26* / RO / WLO14		
EFF200	200mm x 5m	2 pack
Colour options: 64 / WLO10* / WGY1 / WGY1S* / WY / RO / WLO14*		
EFF225	225mm x 5m	2 pack
Colour options: 64 / WLO10* / WGY1 / WY / RO / WLO14*		
EFF250	250mm x 5m	2 pack
Colour options: 64 / WGY1* / WY / RO*		
EFF300	300mm x 5m	2 pack
Colour options: 64 / WGY1 / WGY1S* / WY / WGY26* / RO*		
EFF400	400mm x 5m	1 pack (double ended)
Colour options: 64 / WGY1* / WY* / RO*		

Double bull-nosed fascia 18mm

18mm x 400mm board

Code	Size	Pack qty
HBN400	400mm x 5m	1 pack
Colour options: 64 White		

Capping Boards

GUARANTEED 10 YEARS

ON FOILED COLOURS

GUARANTEED 20 YEARS

ON WHITE

ATTRACTIVE CAPPING BOARDS TO REFRESH TIRED TIMBER

Stylish and cost-effective PVC-U boards designed to fit over existing timber fascias

Standard or decorative ogee fascia board for direct fixing to existing sound fascia boards or plywood

Designed for ease of fitting and low maintenance, with no painting required

An attractive and easy to install solution for any replacement roofline project

Capping board 9mm - Standard



5m lengths

Standard capping board

Code	Size	Pack qty
CB150	150mm x 5m	4 pack
Colour options: 64 / WGY4 / WLO10* / WGY1 / WGY1S / WY / WT1 / WCR1 / WO / WGY7* / WLO1 / WG / WY3* / WGY3* / RO / WGY2 / WZ		
CB175	175mm x 5m	4 pack
Colour options: 64 / WGY4 / WLO10* / WGY1 / WGY1S / WY / WT1 / WCR1 / WO / WGY7* / WLO1 / WG / WY3* / WMO1* / WGY3* / RO / WGY2 / WZ		
CB200	200mm x 5m	4 pack
Colour options: 64 / WGY4 / WGY1 / WGY1S / WY / WT1 / WCR1 / WO / WLO1 / WG / WY3* / WGY3 / RO / WGY2 / WLO14* / WZ		
CB225	225mm x 5m	4 pack
Colour options: 64 / WGY4 / WGY1 / WGY1S / WGY5* / WY / WT1 / WCR1 / WO / WLO1 / WG / WY3* / WMO1* / WGY3* / RO / WGY2* / WZ		
CB250	250mm x 5m	4 pack
Colour options: 64 / WGY4 / WGY1 / WGY1S / WY / WT1 / WCR1 / WO / WLO1 / WG / WY3* / WGY3* / RO / WGY2* / WZ		
CB300	300mm x 5m	2 pack
Colour options: 64 / WY		

i

See page 9 or 13 for colour swatches

\* Made to order

Alternative codes if short codes don't work

GY1 = GRW7016, GY2 = GRW7015, GY3 = GRW7155

✓

HINTS & TIPS

Always use LMN silicone with roofline products.

Find out more on pages 70-71



Capping Boards

Capping board 9mm - Ogee



5m  
lengths

Ogee capping board

Code	Size	Pack qty
EOCB150	150mm x 5m	4 pack
Colour options: 64 / WGY4* / WGY1* / WGY1S* / WO* / WLO1* / WGY3* / RO* / WGY2*		
EOCB175	175mm x 5m	4 pack
Colour options: 64 / WGY4* / WGY1 / WGY1S* / WY / WO* / WLO1* / WG* / WGY3* / RO / WGY2*		
EOCB200	200mm x 5m	4 pack
Colour options: 64 / WGY4* / WGY1 / WGY1S* / WY / WO* / WLO1* / WG* / WGY3* / RO* / WGY2*		
EOCB225	225mm x 5m	4 pack
Colour options: 64 / WGY4* / WGY1 / WGY1S* / WY / WCR1* / WO / WLO1* / WG / WGY3* / RO / WGY2*		
EOCB30064	300mm x 5m	2 pack
Colour options: 64		

Box end boards 9mm



1.25m  
lengths

450mm standard

Code	Size	Pack qty
BECB450	450mm x 1.25m	1 pack
Colour options: 64 White		

Double capping board 9mm



Standard



Ogee

5m  
lengths

Standard & Ogee double capping board

Standard		
Code	Size	Pack qty
DCB350	350mm x 5m	2 pack
Colour options: 64 / WGY4 / WGY1 / WGY1S / WY / WT1* / WCR1 / WO / WLO1 / WG* / WGY3* / RO / WGY2* / WZ		
DCB450	450mm x 5m	2 pack
Colour options: 64 / WGY4 / WGY1 / WGY1S / WY / WT1* / WCR* / WCR1 / WO / WLO1 / WG* / WY3* / WGY3* / RO / WGY2 / WZ		
Ogee		
Code	Size	Pack qty
EDOCB404	404mm x 5m	2 pack
Colour options: 64 / WGY4* / WY / WO* / WG* / RO*		

i

See page 9 or 13 for colour swatches

\* Made to order  
Alternative codes if short codes don't work  
GY1 = GRW7016, GY2 = GRW7015, GY3 = GRW7155

COLOUR OPTIONS

64  
White

WZ  
White Ash

WCR1  
Cream White

WCR  
Cream

MTO  
WGY26  
Pebble Grey

WGY4  
Agate Grey

WT1  
Chartwell Green

WGY3  
Moondust Grey

MTO  
WGY7S  
Hazy Grey Smooth

MTO  
WGY7  
Hazy Grey

MTO  
WLO10  
Anteak

WLO1  
Irish Oak

WLO14  
Turner Oak

WO  
Golden Oak

WGY17  
Balmoral

WGY5  
Basalt Grey

MTO  
WMO1  
Medium Oak

MTO  
WT2  
Moss Green

MTO  
WG  
Mahogany

RO  
Rosewood

MTO  
WGY2S  
Slate Grey Smooth

WGY2  
Slate Grey

WGY1  
Anthracite Grey

WGY1S  
Anthracite Grey Smooth

WY  
Black Ash

MTO  
WY3  
Matt Black

\* Made to order

i

Made to order colours are marked - see above



Add the right finishing touches to your roofline project with our range of finishing trims.

FASCIA & CAPPING FINISHING TRIMS

<div>DCBJT</div> <div>Double capping board joint trim</div> <div></div> <div>Colour options: 64 / WGY4 / WGY1 / WGY1S / WGY17 / WGY5 / WY / WT1 / WCR / WCR1 / WO / WGY7* / WLO1 / WG / WGY3 / RO / WGY2 / WZ</div>	<div>DCBCT</div> <div>Double capping board corner trim</div> <div></div> <div>Colour options: 64 / WGY4 / WLO10* / WGY1 / WGY1S / WGY17 / WGY5 / WY / WT1 / WCR / WCR1 / WO / WLO1 / WG / WGY3 / RO / WGY2 / WZ</div>	<div>DCBICT90</div> <div>Double 90° internal corner trim</div> <div></div> <div>Colour options: 64 / WGY4 / WGY1 / WGY1S / WGY17 / WT1 / WCR* / WCR1 / WO / WLO1 / WG / WGY3 / RO / WGY2 / WZ</div>	<div>CBECT135</div> <div>Universal external 135° corner trim</div> <div>Colour options: 64 / WGY1* / WGY1S / WY / WCR1* / WO / WLO1* / RO / WZ*</div> <div>CBICT135</div> <div>Universal internal 135° corner trim</div> <div>Colour options: 64 / WGY1* / WY* / WCR* / RO*</div> <div></div>
---	---	---	---

<div>EDOGJT</div> <div>Double Ogee joint trim</div> <div></div> <div>Colour options: 64 / WGY1* / WG / WO / WG / RO</div>	<div>EDOGCT</div> <div>Double Ogee corner trim</div> <div></div> <div>Colour options: 64 / WGY1* / WY / WO / WG* / RO</div>	<div>EDOGICT90</div> <div>Double Ogee 90° internal corner trim</div> <div></div> <div>Colour options: 64 / 64 / WO* / RO*</div>	<div>HBNJT</div> <div>Double bull nosed joint trim</div> <div></div> <div>Colour options: 64 / 64 White</div>
<div>CBEC</div> <div>Capping board end caps</div> <div></div> <div>Colour options: 64 / WGY1 / *WY* / WO* / WGY3* / RO*</div>	<div>HBNCT</div> <div>Double bull nosed corner trim</div> <div></div> <div>Colour options: 64 White</div>	<div>HBNICT</div> <div>Double bull nosed internal corner trim</div> <div></div> <div>Colour options: 64 White</div>	<div>RF1</div> <div>Roofline finial</div> <div></div> <div>Colour options: 64 / WGY4* / WGY1 / WGY1S / WY / WCR / WCR1 / WO / WLO1 / WGY3 / RO / WGY2 / WZ</div>

**i** See page 9 or 13 for colour swatches


\* Made to order  
Alternative codes if short codes don't work  
GY1 = GRW7016, GY2 = GRW7015, GY3 = GRW7155

A COMPLETE RANGE OF SOFFIT BOARDS FOR EVERY APPLICATION

Complete range of soffit boards are easy to fit and are fully compatible with our fascia systems for an exact colour match

Give your roofline an attractive, clean-edged finish, available in a range of colours

Available as standard utility board, vented Eurosoffit boards or lightweight hollow soffit boards




**GUARANTEED 20 YEARS**

ON WHITE PRODUCTS

9mm utility board provides a simple, clean look and can be enhanced with separate vents and accessories to maintain airflow through your loft space

Utility boards 9mm



Standard		
Code	Size	Pack qty
UB100	100mm x 5m	4 pack
Colour options: 64 / WGY4 / WGY1 / WGY1S / WY / WT1 / WCR1 / WO / WLO1 / WG* / WMO1 / WGY3* / RO / WGY2 / WGY2S* / WZ		
UB125	125mm x 5m	4 pack
Colour options: WY3*		
UB150	150mm x 5m	4 pack
Colour options: 64 / WGY4 / WGY1 / WGY1S / WGY17* / WY / WT1 / WCR / WCR1 / WO / WLO1 / WG* / WGY3 / WGY26* / RO / WGY2 / WZ		
UB175	175mm x 5m	4 pack
Colour options: 64 / WGY5* / WLO14*		
UB200	200mm x 5m	4 pack
Colour options: 64 / WGY4 / WGY1 / WGY1S / WGY17 / WY / WT1 / WCR1 / WO / WGY7* / WLO1 / WG* / WGY3 / WGY26* / RO / WZ		
UB225	225mm x 5m	4 pack
Colour options: WO		
UB250	250mm x 5m	2 pack
Colour options: 6		
UB300	300mm x 5m	2 pack
Colour options: 64 / WGY4 / WGY1 / WGY1S / WGY17 / WGY5* / WY / WT1 / WCR / WCR1 / WO / WLO1 / WG* / WGY3 / RO / WGY2 / WZ		
UB350	350mm x 5m	2 pack
Colour options: 6		
UB400	400mm x 5m	2 pack
Colour options: 64 / WGY4 / WGY1 / WGY1S / WY / WT1 / WCR* / WCR1 / WO / WGY7S* / WLO1 / WG* / WGY3 / RO / WGY2 / WZ		
UB450	450mm x 5m	2 pack
Colour options: 64 / WGY1S*		
EUB605	605mm x 5m	1 pack
Colour options: 64 / WGY1* / WY*		

**i**

See page 9 or 13 for colour swatches

\* Made to order  
Alternative codes if short codes don't work  
GY1 = GRW7016, GY2 = GRW7015, GY3 = GRW7155

TRADE ESSENTIALS



EUROSOFFIT BOARDS

9MM

Hollow soffit board 9mm



A decorative and lightweight alternative to traditional flat soffit boards

Standard		
Code	Size	Pack qty
SB100	100mm x 5m	10 pack
Colour options: 64 / WGY1 / WGY1S* / WO / WG* / WT2* / RO		
SB300	300mm x 5m	5 pack
Colour options: 64 / WGY4 / WLO10* / WGY1 / WGY1S / WGY17 / WGY5* / WY / WT1 / WCR / WRC1 / WO / WLO1 / WG / WMO1* / WGY3 / WT2 / RO / WGY2 / WLO14* / WZ		
Vented		
Code	Size	Pack qty
VB100	100mm x 5m	10 pack
VB300	300mm x 5m	5 pack
Colour options: 64 White		


Recycled Soffit Board



Code	Colour
SB300MP	White

10 & 25mm airspace slots		
10mm airspace		
Code	Size	Pack qty
ES150	150mm x 5m	2 pack
Colour options: 64 / WY / WT1* / WO / WLO1* / WZ*		
ES200	200mm x 5m	2 pack
Colour options: WGY1 / WGY1S / WY / WT1* / WCR1* / WO / WLO1* / WGY3* / WGY26* / RO / WGY2* / 64 / WZ*		
ES225	225mm x 5m	2 pack
WO* / 64		
ES250	250mm x 5m	2 pack
Colour options: 64 White		
ES300	300mm x 5m	2 pack
Colour options: WGY4 / WGY1 / WGY1S / WY / WT1* / WCR1* / WO / WLO1* / WGY3* / RO / WGY2 / 64 / WZ*		
ES400	400mm x 5m	2 pack
EES450	450mm x 5m	1 pack
EES605	605mm x 5m	1 pack
Colour options: 64 White		
25mm airspace		
Code	Size	Pack qty
DES150	150mm x 5m	2 pack
DES225	225mm x 5m	2 pack
DES300	300mm x 5m	2 pack
DES450	450mm x 5m	2 pack
Colour options: 64 White		

A COMPLETE RANGE OF EUROSOFFIT BOARDS FOR EVERY APPLICATION





DISC VENTILATOR CSVE

Configure your roofline for optimum performance with our range of ventilators and accessories

BC25

25mm board clip  
25mm



10  
x5m

Colour options:  
64 White / CR Cream / WLO1 Irish Oak / GY1 Anthracite Grey / GY1S Anthracite Grey Smooth / WZ White Ash / ROF Rosewood / WYF Black / OF Golden Oak / WTI Chartwell Green / GY4 Agate Grey / GY17 Balmoral / GY2 Slate Grey / GY2S Slate Grey Smooth

SV10

10mm soffit ventilator  
10mm



10  
x5m

Colour options:  
645M White / BK Black / O Oak / BN Brown

GEP

Eaves protector  
1.5mm



1.5m  
long

10mm over-fascia ventilator



1m  
long

Code	Size	Qty
OFV10	10mm	60
OFV25	25mm	50

Continuous Rafter Tray

Code
EASYRAFT300
EASYRAFT600



PT3064

30mm panel trim  
30mm



5  
x5m

Colour options:  
64 White

PJ40

40mm panel joint  
40mm



10  
x5m

Colour options:  
64 White / ROF Rosewood / WY Black Ash / OF Golden Oak / CR Cream / WLO1 Irish Oak / GY1 Anthracite Grey / GY1S Anthracite Grey Smooth / WZ White Ash / WTI Chartwell Green / GY2 Slate Grey / GY2S Slate Grey Smooth / GY4 Agate Grey / GY17 Balmoral

CSVET

70mm disc ventilator  
70mm



50  
pack

Colour options:  
W White / BK Black / BR Brown / GY Grey / O Oak

FET40

40mm felt edge trim  
40mm



10  
x5m

Colour options:  
64 White

OFVS10

3 in 1 Eaves Protector, with over-fascia vent and comb  
10mm



3-IN-1

1m  
long


CF1000

Eaves comb filler  
1m



50  
x1m


Europins



250  
pack

30mm & 40mm fixing pins		
Code	Size	Colour
EPIN30BK	30mm	Black
EPIN30WH	30mm	White
EPIN30RO	30mm	Rosewood
EPIN30O	30mm	Golden Oak
EPIN30LO1	30mm	Irish Oak
EPIN30GY1	30mm	Anth grey
EPIN30T1	30mm	Chartwell Green
EPIN30CR1	30mm	Cream
EPIN40BK	40mm	Black
EPIN40WH	40mm	White
EPIN40RO	40mm	Rosewood
EPIN40O	40mm	Golden Oak
EPIN40LO1	40mm	Irish Oak
EPIN40GY1	40mm	Anth grey
EPIN40T1	40mm	Chartwell Green
EPIN40CR1	40mm	Cream

Euronails



100  
pack

50mm & 65mm fixing nails		
Code	Size	Colour
ENAIL50BK	50mm	Black
ENAIL50WH	50mm	White
ENAIL50RO	50mm	Rosewood
ENAIL50O	50mm	Golden Oak
ENAIL50LO1	50mm	Irish Oak
ENAIL50GY1	50mm	Anth grey
ENAIL50T1	50mm	Chartwell Green
ENAIL50CR1	50mm	Cream
ENAIL65BK	65mm	Black
ENAIL65WH	65mm	White
ENAIL65RO	65mm	Rosewood
ENAIL65O	65mm	Golden Oak
ENAIL65LO1	65mm	Irish Oak
ENAIL65GY1	65mm	Anth grey
ENAIL65T1	65mm	Chartwell Green
ENAIL65CR1	65mm	Cream

Cladding Pins



200  
pack

Cladding pins	
Code	Size
CP 25	25mm
CP 30	30mm



Find L/R Handed Dry Verge on **page 44**

ADHESIVES & ACTIVATORS

SDSG50THICK

Superglue 50gm



- Easy to apply
- High viscosity

SDACT200

Activator 200ml



- Instant cure and bonding in seconds

SDSGKIT

Superglue & activator kit 50gm/200ml



- Instant cure and bonding in seconds

# PARTNER OF CHOICE

easy-trim  
RidgeF

DRY FIX  
RIDGE KITS

MADE IN  
BRITAIN


- Available in various sizes - 3m, 6m and 10m
- Available in black, grey and terracotta to match most tile types
- BS 5534, BS 8612 and BS 5250 compliant
- Mechanically fixed, eliminating the requirement of mortar
- Simple installation, requires no special tools
- Resistant to wind and water



INDEPENDENTLY TESTED  
TO BS 8612

bre

LEAD R



AVAILABLE IN 4 WIDTHS  
WITH A SMOOTH OR  
TEXTURED FINISH

- Lighter to handle and easier to install than traditional lead
- Cost effective
- Non-toxic
- No scrap value which eliminates the risk of theft
- Aesthetically maintains the 'classic' look of traditional lead
- Extremely malleable and easy to shape and form



MADE IN  
BRITAIN

CONTINUOUS  
RAFTER TRAY

- Universal rafter centre fitting capabilities
- Available in 4 widths - 300mm, 400mm, 600mm and 800mm
- Suitable for roof pitches of 15° or greater - select the size of roll to ensure it will fully restrain the thickness of insulation on the roof
- Flexible, quick and easy to install
- Suitable for new builds and refurbishment projects on roof pitches over 12.5°
- Highly durable light weight rolls
- Suitable for rafter spacing between 300 - 600mm centres
- Provides ventilation in accordance with the requirements of NHBC, BS 5250 and Building Regulations Document C2
- Provides the insulation from obstructing ventilation and provide 25mm per metre clear air gap
- Designed to fit common rafter centres of 400mm, 450mm and 600mm

OVER FASCIA  
VENTS

MADE IN  
BRITAIN

- Each 500mm piece has a male and female end which interlock to create a 1m length
- Robust structure will not crush or warp
- Smooth leading edge for discreet fitting
- 10mm available for cold roof construction
- 25mm for warm roofs, flat roofs and pitches of 15° and below



SLIDELOCK  
TECHNOLOGY




DRY FIX  
HIP KITS

MADE IN  
BRITAIN

- Easy to install - no special tools required
- Water resistant, additional barrier against water ingress
- Durable
- UV stable



BREATHING  
MEMBRANES



INDEPENDENTLY  
TESTED TO BS 5534

bre

- Suitable for warm and cold roofing construction
- 3 layer thermally bonded construction vapour permeable range
- BBA certified for warm and cold roof applications BBA 10/4753
- Conforms to BS 5534:2014 Annex A
- All our range is printed with a grid for simple cutting
- UV stable for 3 months
- High breathability and vapour permeable

BIRD COMB  
FILLER

- Flexible and Durable
- Easy to Install
- Suitable for use with all profiled tiles
- Suitable for pitches between 15° - 50°



MADE IN  
BRITAIN

2 IN 1  
EAVES TRAY

High-quality, 1 metre eaves support trays with an integrated 10mm over fascia vent.

- Reduces maintenance at eaves level by protecting the felt
- Protects felt from any UV degradation
- Easily cut and quick to fit
- Durable, no cracking or decay
- Can be used to replace worn or perished roofing felts
- No pitch limitations

CIRCULAR SOFFIT  
VENTS

MADE IN  
BRITAIN



- Made from polypropylene and available in five different colour options - black, brown, grey, tan & white
- Simple push-fit design for easy installation
- Grille design prevents ingress of large insects
- Can be retrofit
- Durable & resistant to decay
- Satisfies all NHBC requirements
- Manufactured to BS EN ISO 9001 : 2014
- Meets all relevant British Standards

## The Choice is Easy... Choose Easy-Trim

Easy-Trim are all about quality, and  
never compromise on standards.

High performance products, excellent customer service, and attention to detail is what sets Easy-Trim apart.

- Consistently high-quality products, fully compliant to all relevant British Standards.
- Independent test reports... they matter more than you might think.
- British made - made to last!

High quality products that match your skills... because your reputation is everything.

Make life easy! Choose Easy-Trim, the brand  
you know and trust.

Easy-Trim Roofing & Construction Products Limited

Unit 12B, Metcalf Drive,  
Altham Industrial Estate,  
Altham, Lancashire,  
England, BB5 5TU



Tel: 01282 930680

Email: sales@easy-trim.co.uk

Web: www.easy-trim.co.uk

easy-trim  
Roofing & Construction Products

# LIGHTWEIGHT ROOFING


## CONTENTS

Envirotile	24
Tapco	30
Slateskin	34
Metrotile	36
Corrugated Roof - Onduline	40
Dry verge	42
Roofing Membrane	47
Dry valley	48

EUROCELL'S COMPREHENSIVE RANGE OF ROOF TILES ARE LIGHTWEIGHT AND EASY TO INSTALL. WITH 3 LEADING OPTIONS OF ENVIROTILE, TAPCO AND METROTILE, WE'VE GOT IT COVERED.

Adding to the growing range of lightweight roofing products, and new to the range, Eurocell has added Onduline corrugated roofing sheets.

- **Envirotile** is a revolutionary roof tile system developed by a roofer for roofers, and has a unique fixing system which is fully compliant with BS 5534. It's leading design means it requires just 12 tiles per m<sup>2</sup>, and can be installed to a minimum of 12.5° pitch. A flat, precision manufactured, recycled polymer, lightweight roof tile with excellent green credentials.
- **Tapco** slate is a stylish range of traditional format roof tiles made from 100% virgin resins and limestone. A stylish addition to conservatory or other light weight roofing jobs, Tapco is extremely hard wearing, easy to fit and can be installed to a minimum of 12° pitch.
- **Metrotile** the lightweight steel roofing systems, pressed from the highest quality steel and providing a durable solution to all of your roofing needs. From small conservatories to large-scale new build projects.
- **Slateskin** The leading GRP sheet roof tile system from our Equinox conservatory roof system, which gives a traditional slate-effect in half the time is now available as a stand-alone product suitable for a range of domestic applications.
- **Onduline** The original bituminous roof sheet for renovating the roofs of a versatile mix of applications from garden sheds, pergolas, summer houses and workshops.



ONDULINE CORRUGATED ROOF SHEET



SAVE TIME,  
SAVE MONEY

with  
**envirotile**

COST SAVING, SUSTAINABLE ROOF TILE



**UNIQUE DESIGN**  
fully storm tested

ON AVERAGE  
**20%<sup>\*</sup>**  
**CHEAPER**  
PER ROOF

REQUIRES LESS TILES  
PER SQUARE METRE\*

## FEATURES & BENEFITS



Faster to fit and  
more secure  
with unique  
fitting system



Lightweight and  
easy to install



Made from  
75% recycled  
materials



Anti fungal  
properties



Can be installed  
to a minimum  
12.5° pitch




Weather  
tested to  
147mph




40-year  
guarantee for  
peace of mind

\* Compared to other lightweight roof tiles




**AVAILABLE IN 2 FINISHES,  
4 COLOURS & 3 SIZES**


SLATE-EFFECT FINISH




STANDARD FINISH




TERRACOTTA



SLATE GREY



DARK BROWN



STONE BLACK

**FULL RANGE OF COMPONENTS IN A RANGE OF COLOURS AND FINISHES**



RIDGE CAP



GABLE END CAP



HIP CAP



HIP END CAP



RIDGE TO APEX

ENVIROTILE SLATE

Why choose Envirotile?

The only complete roofing system that offers a lightweight and sustainable alternative to traditional concrete or slate roofing tiles. Unbreakable, no waste, dry cut tiles made from 75% recycled materials that can be recycled at end of life. Requires fewer tiles per square metre than quarried slate or other slate alternatives meaning fewer tiles required and less time to install. Unique interlocking design and ‘8FIX’ fixing point system to provide outstanding performance against wind-lift and driven rain performance. Performs on pitches as low as 12.5 degrees and designed to be installed direct to battens, or to board.

Envirotile is perfect whatever the job.

Envirotile  
slate

Code	Size
ENVSLS	Single – Size: L:365mm x W:325mm x D:11mm
ENVSLD	Double – Size: L:365mm x W:630mm x D:11mm
ENVSLH	Half – Size: L:365mm x W:175mm x D:11mm



Ridge cap

Code	Size
ENVSLRC	L:425mm x W:245mm x H:105mm
Colour options: SG Slate Grey / BR Brown / TR Terracotta / BK Stone Black	




Hip cap

Code	Size
ENVSLHC	L:425mm x W:165mm x H:70mm
Colour options: SG Slate Grey / BR Brown / TR Terracotta / BK Stone Black	



ENVSLHEC

Hip end cap  
L:180mm x W:245mm  
x H:90mm



Colour options:  
SG Slate Grey / BR Brown / TR Terracotta / BK Stone Black

ENVSLRAC

Ridge to apex  
L:252mm x W:292mm  
x H:145mm



Colour options:  
SG Slate Grey / BR Brown / TR Terracotta / BK Stone Black

ENVSLGEP

Gable end cap  
L:28mm x W:325mm  
x H:178mm




Colour options:  
SG Slate Grey / BR Brown / TR Terracotta / BK Stone Black

ENVIROTILE STANDARD

Envirotile standard

Code	Size
ENVSTS	Single – L:365mm x W:325mmxD:11mm
ENVSTD	Double – L:365mmx W:630mmxD:11mm
Colour options: AG Stone Black / GY Grey / BR Brown / TR Terracotta	



Ridge cap

Code	Size
ENVSTRC	L:475mm x W:300mm x H:170mm
Colour options: AG Stone Black / GY Grey / BR Brown / TR Terracotta	



Hip cap

Code	Size
ENVSTHC	L:425mm x W:150mm x H:70mm
Colour options: AG Stone Black / GY Grey / BR Brown / TR Terracotta	



ENVSTHEC

Hip end cap  
L:180mm x W:150mm  
x H:70mm



Colour options:  
AG Stone Black / GY Grey / BR Brown / TR Terracotta

ENVSTRTA

Ridge to apex  
L:280mm x W:300mm  
x H:170mm



Colour options:  
AG Stone Black / GY Grey / BR Brown / TR Terracotta





ENVSTGEC

Gable end cap  
L:30mm x W:300mm  
x H:170mm





Colour options:  
AG Stone Black / GY Grey / BR Brown / TR Terracotta

COLOUR OPTIONS - SLATE




COLOUR OPTIONS - STANDARD



ENVIROTILE STANDARD/SLATE

Standard lowline vent



Code	Size
ENVSTLVT	L:365mm x W:325mm x D:11mm + Profile
Colour options: AG Stone Black / GY Grey / BR Brown / TR Terracotta	

Standard cowl vent



Code	Size
ENVSTCVT	L:365mm x W:325mm x D:11mm + Profile
Colour options: AG Stone Black / GY Grey / BR Brown / TR Terracotta	

Ventilated eaves bar/starter rail



Code	Size
ENVEB	L:600mm x W:48mm x H:12mm

ENV3MDV 3m dry verge  
L: 3m



Colour options:  
AG Stone Black / BR Brown /  
TR Terracotta

ENVDVB Dry verge bracket



Colour options:  
AG Stone Black / BR Brown /  
TR Terracotta

Screw cover cap



Code	Pack qty	Size
ENVSCCL	25	Large
ENVSCCS	25	Small
Colour options: AG Stone Black / GY Grey / BR Brown / TR Terracotta		

ENVIROTILE

Save money and time with this revolutionary, lightweight, interlocking roof tile system

PERFECT PARTNER




See page 53 for more details

envirotile

ENVABTSOA

Mechanical dry fix - abutment wall soaker  
L:3000mm



ENNVALLEY

Valley with water drainage channels  
L:3000mm



ENVMALAINS

Male to male ridge insert for double hip roofs



Colour options:  
SG Slate Grey / BR Brown / TR Terracotta / BK Stone Black

ENVSIPA110

Square to round pipe adaptor  
110mm



ENVFXCL

Flexitube and clips  
112mm




PERFECT PARTNER



See page 90 for more details

Envirolay



Code	Size
ENVIROLAY	D x 130mm x L:25000mm

EnvirolayFR® must be used on all domestic dwellings, (standard roofing membrane can be used on a conservatory roof).

ENVTAPE

Duo plus tape  
D x 40mm x L:50M



Fixings - SS pozi pan self tapping screw

Code	Size	Qty
ENVSCREW90	90 x 6.3mm	50 pack
ENVSCREW32	32 x 4.2mm	50 pack



SLATE...  
BUT NOT AS YOU  
KNOW IT!



TapcoSlate Classic Coachman Mix Pictured

FEATURES & BENEFITS



Incredible 40-Year Warranty!



Lightweight: as low as 12kg/M²



Easily Cut & Shaped



Highly Impact Resistant



Low 12° Pitch



Simple to Install



By providing a lightweight and easily-installed product, installation costs are lower, with less site waste!



TapcoSlate roof tiles

Code	Pack qty	Size
SLATE	25	445 x 292mm

Colour Options:  
BR Brick Red / BS Stone Black / CN Chestnut / GY Pewter Grey / OG Olive Green / PM Plum / RR Red Rock / COACH790 Coachman Mix

TapcoSlate ridge/hip caps

Code	Pack qty	Size
RIDGE	1	440 x 160mm

Colour options:  
790 Coachman Mix / BR Brick Red / BS Stone Black / CN Chestnut / OG Olive Green / PM Plum / PW Pewter / PWC Pewter Grey / RR Red Rock

Ridge end cap

Code	Pack qty
RIDGEEND**25-29DEG	1
RIDGEEND**30-34DEG	
RIDGEEND**35-40DEG	

Colour options:  
(\*PG) Pewter Grey / (\*SB) Black / (\*CB) Chestnut Brown / (\*PL) Plum (\*RR) Red Rock / (\*BR) Brick Red / (\*OG) Olive Green

Conservatory hip end cap

Code	Pack qty
SLATEEDHEC**	1
STATEVICHEC**	

Colour options:  
(\*PG) Pewter Grey / (\*SB) Black / (\*CB) Chestnut Brown / (\*PL) Plum (\*RR) Red Rock / (\*BR) Brick Red / (\*OG) Olive Green

Angle ridge to hip junction

Code	Pack qty
RIDGEHIP**14-17DEG	1
RIDGEHIP**18-23DEG	
RIDGEHIP**24-30DEG	

Colour options:  
(\*PG) Pewter Grey / (\*SB) Black / (\*CB) Chestnut Brown / (\*PL) Plum (\*RR) Red Rock / (\*BR) Brick Red / (\*OG) Olive Green

Composite Roof Tiles - Tapco



Soaker cowl vent 10k airflow  
(15 to 90 degrees)

Code	Pack qty
G3801COVENTBLK	1




Soaker cowl vent pipe adaptor

Code	Pack qty
GV110	1




Abutment ventilator  
(1m length - min. pitch 15 degrees)

Code	Pack qty
OB56TABV	1



RidgeMaster plus 11" ridge  
ventilation system

Code	Pack qty
71100002	10



Inline vent 10k airflow  
(20 to 90 degrees)

Code	Pack qty
GV11801INVENTBLK	1



Inline vent pipe adaptor

Code	Pack qty
GV110000PIPE	1




Slate verge  
2m

Code	Pack qty
VERGEBS	1



Dry verge  
jointing clips

Code	Pack qty
CO2PJBL	1



HipMaster 11" hip  
ventilation system

Code	Pack qty
71111002	10

# SELECT SHAKE

## SHAKE... BUT WITHOUT THE MAINTENANCE!

**RECYCLABLE**

From the manufacturer of

DaVinci Select Shake Autumn Pictured

DaVinci's Select Shake roofing provides the craftsmanship and authenticity of natural, hand-split cedar shake but with full fire certification and without the ongoing maintenance and upkeep of wood. Make your dream home a reality today with Select Shake!



DaVinci Select Shake roof tiles		
Code	Colour options	Qty
SSHAKE**	AG Aged Cedar, BO Black Oak, A Autumn	22



Select Shake Ridge & Hip		
Code	Description	Qty
SSHAKE****	Shake Ridge & Hip Cap*	Each
Colour options: AGRT Aged Cedar, BORT Black Oak, ART Autumn *3.3 Ridge & Hip Caps per linear metre		

Select Shake Starter Tile		
Code	Description	Qty
SSHAKE****	Shake Starter Tile*	20
Colour options: AGST Aged Cedar, BOST Black Oak, AST Autumn *3.3 Ridge & Hip Caps per linear metre		

FEATURES & BENEFITS

**40 YEAR WARRANTY**

Incredible 40-Year Warranty!


Lightweight: as low as 14kg/M²

Easily Cut & Shaped

Highly Impact Resistant

Low 15° Pitch

Simple to Install



GRP Sheet Roof Tiles



The leading **GRP sheet roof tile system** from our Equinox conservatory roof system, which gives a traditional slate-effect in half the time is now available as a stand-alone product suitable for a range of domestic applications.

**AUTHENTIC SLATE LOOKS**

**SHEET ROOF TILES**

Tile sheet	
Code	Pack qty
ERS 1340GY2-2M	2m
ERS 1340GY2-4M	4m
ERS 1340GY2-6M	6m

**Ridge gable end cap**

Code
ERS 1338GY2-FG

**Victorian hip end cap**

Code
ERS 1329GY2-FG

**Edwardian hip end cap**

Code
ERS 1325GY2-FG

**Ridge/hip length cap (6m)**

Code
ERS 1321GY2-FG

**Victorian 5-way ridge top cap**

Code
ERS 1326GY2      25°

Also available in:  
15° (ERS 1334GY2) / 20° (ERS 1335GY2)  
30° (ERS 1336GY2) / 35° (ERS 1337GY2)

**Edwardian 3-way ridge top cap**

Code	Size
ERS 1322GY2      25°	

Also available in:  
15° (ERS 1330GY2) / 20° (ERS 1331GY2)  
30° (ERS 1332GY2) / 35° (ERS 1333GY2)

slateskin

A great looking slate-effect roof in 50% less time

WHY CHOOSE SLATESKIN?

Slateskin - a sheet tiling system that allows you to fit a realistic slate-effect, water-resistant system to Equinox roofs in around 50% less time compared to authentic conservatory tiling methods.



Up to 50% faster to install than traditional tiling methods



Saves you time and money!



Easy-fit sheet system



Only tile system tested to achieve 5° pitch



Tough and hard-wearing



Precision-engineered for enhanced performance



25-year guarantee for peace of mind

equinox | envirotile

the perfect combination.



envirotile

Envirotile now works perfectly with our Equinox solid tile warm roof solution making it not just quicker but easier to fit.



Less tiles required per sqm for a quicker install



Lightweight & easy to install



Interlocking fitting system



Easy and quick installation in 2 days\*  
\* Water tight on day one



U-values as low as 0.15



LABC/LABSS certified




GET A SOLID ROOF QUOTE IN UNDER AN HOUR



AND DELIVERED TO YOU IN JUST 7 DAYS

# Steel Roof Tiles - Metrotile



GUARANTEED

40

YEARS

Conditions apply.

THE LIGHTWEIGHT STEEL ROOF TILE

Can be installed to a minimum 15° pitch

Unique 'hidden fix' system - no nails exposed

Lightweight, light and easy to handle and install

Durable, colour stability and protects against UV light

Stable, resistance to extreme weather

Strong, exceptional strength and resistant to damage

Fire proof, Conforms with the European standards



Metrotile is the leading supplier of lightweight roofing systems, pressed from the highest quality steel and providing a durable solution to all of your roofing needs. From small conservatories to large-scale new build projects, Metrotile has you covered.

- Lightweight roofing is easy to manoeuvre
- Improved insulation to the residential or commercial premises
- Rigorously tested to withstand harsh weather conditions and vandalism
- Highest possible external fire resistance rating
- 40 Year weatherproof guarantee
- Stunning aesthetics
- Expert technical support on hand

STEEL ROOF TILES COLOURS AVAILABILITY



CHARCOAL



BURNT UMBER



ANTIQUE RED



EBONY



SPECIAL ORDER  
DELIVERED IN 5 DAYS

Metrotile shingle		
Code	Size	Description
ERS1301	1335x300mm	METROTILE SHINGLE
Colour options: CA Charcoal / AR Antique Red / BU Burnt Umber / EB Ebony		

## COLOUR CODES:


AR / Antique Red    BU / Burnt Umber    CA / Charcoal    EB / Ebony

### Metrotile delta ridge



Code	Colour	Pack qty
ERS1302	AR/BU/CA/EB	1

### Metrotile 2pc non-handed barge




Code	Colour	Pack qty
ERS1307	AR/BU/CA/EB	1



### Metrotile 135 hip end cap

Code	Colour	Pack qty
ERS1310	AR/BU/CA/EB	1



### Metrotile 90 deg hip end cap

Code	Colour	Pack qty
ERS1306	AR/BU/CA/EB	1



### Metrotile ridge end cap

Code	Colour	Pack qty
ERS1305	AR/BU/CA/EB	1

### Metrotile 5-way junction



Code	Colour	Pack qty
ERS1304	AR/BU/CA/EB	1

### Metrotile y-junction



Code	Colour	Pack qty
ERS1303	AR/BU/CA/EB	1

COLOUR CODES:

AR / Antique Red   BU / Burnt Umber   CA / Charcoal   EB / Ebony

Metrotile  
angle ridge  
veranda



Code	Colour	Pack qty
ARV	AR/BU/CA/EB	1

Metrotile end  
cap ridge  
veranda



Code	Colour	Pack qty
ECR	AR/BU/CA/EB	1

Metrotile  
end cap hip  
90 veranda



Code	Colour	Pack qty
ECHARV	AR/BU/CA/EB	1

Metrotile  
end cap hip  
135 veranda



Code	Colour	Pack qty
ECH135	AR/BU/CA/EB	1



Metrotile 5 way  
adaptor veranda

Code	Colour	Pack qty
Y5ARV	Antique Red	1
Y5BUV	Burnt Umber	1
Y5CV	Charcoal	1
Y5EV	Ebony	1



Metrotile y-junction  
veranda 25 deg

Code	Colour	Pack qty
YAR25V	Antique Red	1
YBUV25	Burnt Umber	1
YC25V	Charcoal	1
YE25V	Ebony	1



Metrotile  
touch up kit

Code	Colour	Pack qty
ERS1308	AR/BU/CA/EB	1




Metrotile woodshake

Code	Colour	Pack qty
ERS1311	AR/CA	1



Hip / Ridge Vent Strip  
(600mm)

Code	Qty
METROHIPVENT	1



Metrotile valley lining  
2.2m x 200mm

Code	Pack qty
ERS1309	1

**metrotile**  
LIGHTWEIGHT ROOFING



The World's Leading Producer of  
Lightweight Steel Roofing Systems




A **metrotile** roof weighs just one-seventh of so called 'traditional' roof materials such as slate or clay, yet offers superior benefits. The low weight ensures a rapid installation and a significant reduction in strain on the supporting structure and foundations. The use of the highest quality steel ensures unmatched security, while the stone and acrylic glaze coating gives your rooftop a stunning finish - all backed by a **forty year weatherproof guarantee**.

[www.metrotile.co.uk](http://www.metrotile.co.uk)



metrotile shingle



# Corrugated Roof Sheet - Onduline



MARKET LEADING LIGHTWEIGHT ECO-FRIENDLY ROOFING SHEETS

The original bituminous roof sheet for renovating the roofs of a versatile mix of applications from garden sheds, pergolas, summer houses and workshops.

Lightweight

Eco-Friendly

Available in a choice of colours

Easy to install



Conditions apply.


Extremely tough bituminous corrugated roof sheets. Made from 50%-60% recycled materials and suitable for renovations and new build DIY, agricultural and commercial roofing projects.

- BBA certified
- Guaranteed waterproofing: 15 years
- Virtually maintenance free
- Eco-friendly: Very low carbon footprint
- Fast and easy to install: no specialist tooling required
- Proven to withstand strong winds
- Noise reducing material

## CORRUGATED ROOF SHEET COLOURS AVAILABILITY



BLACK




RED



GREY



GREEN



BROWN

**Onduline®**  
Lightweight roofing systems

Onduline classic and clear sheeting		2000 x 950 x 3mm				
Code	Size	Corrugations	Colours available	Corrugation height	Weight per m <sup>2</sup>	Weight per sheet
ONDLINE	L:2000mm x W:950mm x D:3mm	10	BK Black / GN Green / GY Grey / RD Red / BR Brown	38mm	3.4kg/m <sup>2</sup>	6.4kg/m <sup>2</sup>
BITCLEAR	L:2000mm x W:950mm x D:1.2mm	10	Translucent	38mm	1.89kg/m <sup>2</sup>	3.6kg/m <sup>2</sup>

## Gable Slim Verge Angles




Code	Pack qty	Size
ONDSLVRG	1	1000 x 200mm
Colour options: BK Black / GN Green / GY Grey		

## Ridge capping



Code	Pack qty	Size
ONDRDG	1	1000 x 420mm
Colour options: BK Black / GN Green / GY Grey		

## Fixing nails



100 pack

400 pack

Code	Size
BN100	18mm head x 65mm
Colour options: BK Black / GR Green / GY Grey	
BN400	18mm head x 65mm
Colour options: BK Black / GN Green	

## Fixing screws



100 pack

Code	Size
USS	65mm length
Colour options: BK Black / GN Green / GY Grey	



# DRY VERGE

Dry verge “Dry Fix” systems offer an alternative to traditional “Wet Fix” mortar fixing methods. Dry Verge is a roofing option which is growing in popularity due to its many styles and ability to prevent weather and pest issues from affecting your roof. Not only is it an effective and more durable alternative there are also aesthetic advantages, as the roof can be colour coordinated and will not require maintenance for a longer periods of time.

# EUROVERGE

Euroverge is a new Dry Verge system, manufactured in the UK by Eurocell. It’s universal, meaning it can be installed on the left or right roof verge, has an easy-to-fit clip fixing system and is compatible with all our PVC-U roofline products.

- Fits on a wider range of batten centres than standard dry verge systems (255mm – 345mm)
- Increased 5mm water channelling abilities
- Can be installed on low pitch roofs down to 12.5°
- Conforms to BS8612 and BS5534
- Euroverge is low-maintenance
- Suitable for use on existing and new roofs
- Protects your roof spaces from water ingress, insects and other pests
- Available in 4 colours: Grey, Black, Brown and Terracotta



### Colours available



GREY



BLACK



BROWN




TERRACOTTA




Dry Verge

Euroverge universal verge system



Code	Colours
EUROVERGEBLK	Black
EUROVERGEBRN	Brown
EUROVERGEGRY	Grey
EUROVERGETER	Terracotta

Euroverge angled ridge cap C/W flapcap




Code	Colours
EUROARIDGEBLK	Black
EUROARIDGEBRN	Brown
EUROARIDGEGRY	Grey
EUROARIDGETER	Terracotta



Euroverge starter & end cap


Code	Colours	Qty
EUROSTARTBLK	Black	2 Pack
EUROSTARTBRN	Brown	2 Pack
EUROSTARTGRY	Grey	2 Pack
EUROSTARTTER	Terracotta	2 Pack

Euroverge half round ridge cap C/W flapcap



Code	Colours
EUROHRIDGEBLK	Black
EUROHRIDGEBRN	Brown
EUROHRIDGEGRY	Grey
EUROHRIDGETER	Terracotta

L/R Handed Dry Verge




Code	Colour
GDV-LH-GR	Grey
GDV-RH-GR	Grey
GDV-LH-BL	Black
GDV-RH-BL	Black
GDV-LH-BR	Brown
GDV-RH-BR	Brown
GDV-LH-TR	Terracotta
GDV-RH-TR	Terracotta
GDV-LH-WH	White
GDV-RH-WH	White

Dry Verge Angled Ridge Cap



Code	Colour
GDV-END-A-BL	Black
GDV-END-A-BR	Brown
GDV-END-A-GR	Grey
GDV-END-A-TR	Terracotta
GDV-END-A-WH	White

Dry Verge Round Ridge Cap




Code	Colour
GDV-END-R-BL	Black
GDV-END-R-BR	Brown
GDV-END-R-GR	Grey
GDV-END-R-TR	Terracotta
GDV-END-R-WH	White

Dry Verge Eaves Closures




Code	Colour
GDV-REC-BK	Rebated - Black
GDV-EC-BL	Black
GDV-EC-BR	Brown
GDV-EC-GR	Grey
GDV-EC-TR	Terracotta
GDV-EC-WH	White

Linear Dry Verge



Linear Dry Verge

Code	Description
GLV-LH-GR	Linear Dry Verge L/H Grey
GLV-RH-GR	Linear Dry Verge R/H Grey
GLV-LH-BL	Linear Dry Verge L/H Black
GLV-RH-BL	Linear Dry Verge R/H Black



Linear Dry Verge Accessories

Code	Description
GLV-FC-GR	Linear Fixing Clip Grey
GLV-FC-BL	Linear Fixing Clip Black
GLV-EE-BL	Linear Eaves Ends Black
GLV-EE-GR	Linear Eaves Ends Grey

CONTINUOUS DRY VERGE



Slate verge 2m


Code	Pack qty
VERGEBS	1



Dry verge jointing clips


Code	Pack qty
CO2PJBL	1

R type continuous dry verge



Code	Colours
RTYPECONTBLK5M	Black
RTYPECONTBRN5M	Brown
RTYPECONTWHT5M	White
RTYPECONTAG5M	Anthracite Grey
Connectors	
CDVRTYPECONNB	Black
CDVRTYPECONBN	Brown
CDVRTYPECONNW	White

Slate dry verge continuous (S Type)



Code	Colours
SLATEDVCONTBLK	Black
SLATEDVCONTWH	White
SLATEDVCONTAG	Anthracite Grey
SLATEDVCONTBR	Brown
Connectors	
CDVSLATECONNB	Black
CDVSLATECONBR	Brown
CDVSLATECONWH	White
CDVSLATECONAG	Anthracite Grey

Easyridge F  
Dryfix Ridge  
Kit 6m



Code
EASYRIDGEF6BLK

Ridge rolls



Code	Size	Pack qty
ENV330RIDGEROLL	330mm x 6m	1
ENV180HIPROLL	180mm x 6m	1

Easyridge F  
plus Dryfix  
ridge kit 6m



Code	Colour
EASYRIDGEFBLK	Black
EASYRIDGEFGRY	Grey
EASYRIDGEFTE	Terracotta

Easyridge  
F hip  
accessory  
kit  
6m



Code
EASYRIDGE/HIPKIT

3-in-1 Eaves Vent Kit

THE COST EFFECTIVE SOLUTION  
FOR YOUR EAVES LEVEL  
VENTILATION REQUIREMENTS

Our 3-in-1 eaves ventilation kit includes everything you need to provide 6 metres of eaves ventilation



Code
ETEV3IN1VENTPAK

Easy-Trim Grafter Breather Membrane

A lightweight hybrid breathable roof underlay. Suitable for Warm and Cold roof application.

Code	Weight	Size
MEMBGRAFT50M	100gsm	1 x 50m
EASYTRIMGRAFT1.5	100gsm	1.5 x 50m
ETGRAFINTE120	100gsm	1 x 20m Integrated

Easy-Trim Pro Breather Membrane

Pro delivers performance and strength whilst still having a relevant price for most budgets. Suitable for Warm and Cold roof application.

Code	Weight	Size
MEMBPRO50M	122gsm	1 x 50m
ETPROINTE1	122gsm	1 x 50m Integrated

Easy-Trim Ultra Breather Membrane

Ultra provides further high performance with a heavier weight for strength, durability, and no gusting wind noise in all applications. Suitable for Warm and Cold roof application.

Code	Weight	Size
EASYTRIMULTRA1M	142gsm	1 x 50m
EASYTRIMULTRA15	142gsm	1.5 x 50m

Easy-Trim Non-Breath

Non-Breathe is a 2-layer, non-breathable roof membrane. Non-Breathe roofing membrane provides major benefits over 1F bitumen-based underlays and plastic under slating membrane. Typical applications are re-roofing projects, garages, and porches.

Code	Weight	Size
MEMBPRO45M	120gsm	1 x 45m
NONBREATHE15	120gsm	1.5 x 30m

Also available to order from Eurocell branches are the integrated tape range of membranes

Easy-Trim Master Breather Membrane

Master delivers performance and value for money whilst being lightweight and flexible. Suitable for Warm and Cold roof application.

Code	Weight	Size
EASYTRIMMAST1x50	112gsm	1 x 50m
EASYTRIMMAST1.5x50	112gsm	1.5 x 50m
ETMASTINTE1	112gsm	1 x 50m Integrated

Easy-Trim Maxi Breather Membrane

Maxi provides high performance with a heavier weight for strength, durability, and no gusting wind noise in all applications. Suitable for Warm and Cold roof application.

Code	Weight	Size
MEMBMAXI50M	132gsm	1 x 50m
EASYTRIMMAXI15	132gsm	1.5 x 50m
EASYTRIMMAXINT 1	132gsm	1 x 50m Integrated

Easy-Trim Fortis Breather Membrane

Fortis is a 4-layer reinforced heavyweight membrane. Complete with a built-in reinforcement grid. Suitable for Warm and Cold roof application.

Code	Weight	Size
EASYTRIMFORT1.5	160gsm	1.5 x 50m

Easy-Trim Vista Breather Membrane

Vista provides ultimate high performance with a real heavy-duty weight for strength, durability and no gusting wind noise in all applications. Suitable for Warm and Cold roof application.

Code	Weight	Size
MEMBVISTA50M	162gsm	1 x 50m
EASYTRIMVISTA15	162gsm	1.5m x 50m
EASYTRIMVISTINT1	162gsm	1 x 50m Integrated

# Dry Valley & Bonding Strip

THE COST-EFFECTIVE ALTERNATIVE TO LEAD GUTTERS. V-FLOW VALLEY TROUGHS CAN BE USED WITH CLAY OR CONCRETE TILES OR SLATE ROOFS, AS WELL AS PROFILED GRP OR METAL ROOFS. OPTIONS ARE AVAILABLE FOR WET OR DRY FIXING (WITH OR WITHOUT MORTAR).

Life expectancy of over 30 years	Virtually maintenance-free
Convincing simulation of traditional lead	Manufacture assured to BS EN ISO 9001
Light and easy to transport, handle and install	BBA Certification (No 18/5546)

**SPECIAL ORDER DELIVERED IN 7 DAYS**

## GRP VALLEY TROUGHS

<b>Standard valley trough</b> (Double lap) slate/tiles			<b>Narrow valley trough</b> (Single lap tile) over batten fix		
Code	Size	Pack qty	Code	Size	Pack qty
GSVT1	W:330mm x L:3m	10	GTB13	W:360mm x L:3m	10

<b>Standard valley trough</b> (Single lap tile) over batten			<b>Standard valley trough</b> (Slate or tile) under batten		
Code	Size	Pack qty	Code	Size	Pack qty
GTB14	W:400mm x L:3m	10	GTF14	W:400mm x L:3m	10

<b>GJS1</b>	<b>Secret joint strip</b> (Bonded in channel) W:216mm x L:3m	
<b>GAS1</b>	<b>Abutment soaker</b> W:140mm x L:3m	
<b>GDFBS110</b>	<b>Dry fix bonding strip</b> (Concrete/Clay tile) W:225mm x L:3m	

<b>GDFBS70</b>	<b>Dry fix bonding strip - use with natural/slate man made</b> W:225mm x L:3m	
<b>GDFCD110</b>	<b>90° top closure - use with GDFVT110</b>	
<b>GFVTCS110</b>	<b>Eaves closure piece - for GDFVT110</b>	

<b>GDFVT110</b>	<b>Dry fix valley trough - (Concrete/Clay tile)</b> W:400mm x L:3m	
<b>GDFVT70</b>	<b>Dry fix valley trough - (Natural/Man made slate)</b> W:400mm x L:3m	
<b>GDFVTC70</b>	<b>90° top closure use with GDFVT70</b>	

## PRO DRY VALLEY & PRO BONDING STRIPS

<b>Pro valley bonding strip</b>			<b>Pro valley</b>		
Code	Size	Pack qty	Code	Size	Pack qty
GDFBSUB100	D:100mm x W:225mm x L:3m	10	GDFVTUB105	D:105mm x W:400mm x L:3m	10
GDFBSUB70	D:70mm x W:225mm x L:3m	10	GDFVTUB55	D:55mm x W:400mm x L:3m	10
			GDFVTUB80	D:80mm x W:400mm x L:3m	10

# FLASHING

## CONTENTS

Midland Lead	52
Lead alternative	56
Bostik Flashband	57
Easy-trim Lead R	58
Cromar Leadax	60

## FLASHING IS AN IMPERVIOUS MATERIAL INSTALLED TO WEATHERPROOF AREAS OF A STRUCTURE.

For roofing applications, lead is traditionally used, but we also offer lead free alternatives, which are suitable for rainwater harvesting.


- **Midland Lead** - Eurocell offer an extended range of Lead Flashing from Midland Lead, with Code 3 – Code 8 available either in branch or to order. Lead can be used on various applications including Flat roofs, dormer, chimney flashing, cover flashing, lead valleys and soakers.
- **Bostik Flashband** Self Adhesive Flashing Tape for Roofs is a flexible bitumen strip that bonds instantly to most building materials to provide a permanent, watertight seal.
- **Easy Trim Lead-R** - BBA approved Easy Lead R and Easy Lead R Smooth are aluminium based, high performance, low cost flashing products. They are used as a replacement for traditional lead in flat and pitched roof applications.
- **Cromar Leadax** - Leadax is the first lead alternative in the World with the same properties as Traditional Lead. Leadax is not harmful to health or the environment. A second-generation lead alternative which is not only easier to use but also easier on your pocket.



Midland Lead



Bostik Flashband



Easy Trim Lead-R



Cromar Leadax



Lead remains the material of choice for roofing, weatherproofing, radiation protection and soundproofing.

- Malleable but durable and typically lasts over 100 years
- Sustainable and environmental friendly
- 100% recyclable
- Cost effective, practical and stylish
- Easy to use
- Adaptable and fit-for-purpose
- Available in codes and sizes to suit you

What Lead code you need for your next project

If you want to know what lead code to use and where, use our handy guide...

LEAD DETAILING	CODE 3 1.32mm	CODE 4 1.80mm	CODE 5 2.24mm	CODE 6 2.65mm	CODE 7 3.15mm	CODE 8 3.55mm
Flat roof	x	x	.	.	.	.
Dormer	x	x	.	.	.	x
Chimney flashing	x	.	.	.	x	x
Lead valley	x	.	.	.	.	x
Cover flashing	x	.	.	.	x	x
Soakers	.	.	x	x	x	x

Eurocell stock various Code 3 Lead roll sizes, with an extended range Code 4-8 available to order



- CODE 3** Thickness (mm): 1.32 Weight (kg/m²): 15.0  
**Uses:** Lead soakers
- CODE 4** Thickness (mm): 1.80 Weight (kg/m²): 20.4  
**Uses:** Soakers, flashings, vertical cladding, hip and ridge flashing, chimney flashing, apron and cover flashings, pitched valley gutters, bay tops and canopies, vertical cladding
- CODE 5** Thickness (mm): 2.24 Weight (kg/m²): 25.4  
**Uses:** Flat roofing, pitched roofs, flashing, vertical cladding, hip and ridge flashing, dormers, parapet, box and tapered valley gutters, bay tops and canopies, chimney flashing, apron and cover flashings, pitched valley gutters, vertical cladding
- CODE 6** Thickness (mm): 2.65 Weight (kg/m²): 30.1  
**Uses:** Flat roofing, pitched roofs, hip and ridge flashing, dormers, parapet, box and tapered valley gutters, chimney flashing, apron and cover flashings, pitched valley gutters, bay tops and canopies, vertical cladding
- CODE 7** Thickness (mm): 3.15 Weight (kg/m²): 35.7  
**Uses:** Flat roofing, pitched roofs, dormers, parapet, box and tapered valley gutters, pitched valley gutters, bay tops and canopies, vertical cladding
- CODE 8** Thickness (mm): 3.55 Weight (kg/m²): 40.3  
**Uses:** Flat roofing, pitched roofs, parapet, box and tapered valley gutters, bay tops and canopies.



Real Lead Sheet

- BBA, NHBC & EPD Approved
- Made from 100% recycled, circular raw materials
- UK Manufactured
- Full range of thicknesses for all applications of leadwork

MACHINE CAST LEAD

Code 3 (1.32mm) to Code 8 (3.55mm)

Standard lengths 3m & 6m

Standard widths 150mm - 1400mm

Supported by a range of ancillary products

Eurocell stock various Code 3 Lead roll sizes, with an extended range Code 4-8 available to order

ASK IN BRANCH FOR THE LATEST LEAD PRICE



Patination Oil

Code	Size
PO1	500ml



Accessories

Code	Description
AA121	Bag of 50 fixing clips
AA06	Multi Slate

Code 3	Code 4	Size
ML3150/3	ML4150/3	150mm x 3m
ML3180/3	ML4180/3	180mm x 3m
ML3210/3	ML4210/3	210mm x 3m
ML3240/3	ML4240/3	240mm x 3m
ML3240/6	ML4240/6	240mm x 6m
ML3300/3	ML4300/3	300mm x 3m
ML3330/3	ML4330/3	330mm x 3m
ML3360/3	ML4360/3	360mm x 3m
ML3390/3	ML4390/3	390mm x 3m
ML3420/3	ML4420/3	420mm x 3m
ML3450/3	ML4450/3	450mm x 3m
ML3150/6	ML4150/6	150mm x 6m
ML3180/6	ML4180/6	180mm x 6m
ML3210/6	ML4210/6	210mm x 6m
ML3240/4	ML4240/4	240mm x 4m

Pack qty 1

Code 3	Code 4	Size
ML3270/3	ML4270/3	270mm x 3m
ML3300/6	ML4300/6	300mm x 6m
ML3330/6	ML4330/6	330mm x 6m
ML3360/6	ML4360/6	360mm x 6m
ML3390/6	ML4390/6	390mm x 6m
ML3420/6	ML4420/6	420mm x 6m
ML3450/6	ML4450/6	450mm x 6m
ML3480/3	ML4480/3	480mm x 3m
ML3510/3	ML4510/3	510mm x 3m
ML3540/3	ML4540/3	540mm x 3m
ML3570/3	ML4570/3	570mm x 3m
ML3600/3	ML4600/3	600mm x 3m
ML3750/3	ML4750/3	750mm x 3m
ML3800/3	ML4800/3	800mm x 3m
ML3900/6	ML4900/6	900mm x 6m
ML31000/6	ML41000/6	1000mm x 6m
ML31350/3	ML41350/3	1350mm x 3m
ML31400/3	ML41400/3	1400mm x 3m
ML3480/6	ML4480/6	480mm x 6m
ML3510/6	ML4510/6	510mm x 6m
ML3540/6	ML4540/6	540mm x 6m
ML3570/6	ML4570/6	570mm x 6m
ML3600/6	ML4600/6	600mm x 6m
ML3750/6	ML4750/6	750mm x 6m
ML3900/3	ML4900/3	900mm x 3m
ML31000/3	ML41000/3	1000mm x 3m
ML31200/3	ML41200/3	1200mm x 3m
ML31350/6	ML41350/6	1350mm x 6m
ML31400/6	ML41400/6	1400mm x 6m

# MARKET EXPERTS IN LEAD PRODUCTION AND SUPPLY

PROUD TO BE A SUPPLY PARTNER OF



## FULL RANGE OF THICKNESSES FOR ALL APPLICATIONS OF LEADWORK

### PATINATION OIL

Patination oil prevents the unsightly white carbonate staining of lead, tiles and brickwork that can occur when lead work is left untreated. Available in 125ml, 500ml & 1 litre bottles.




### FIXING CLIPS

Fixing clips are a fast and efficient way to fix lead sheet into a joint. Available in packs of 20 & 50 clips.



### MULTISLATES

A lead and rubber universal weathering slate - code 4 lead base - can be dressed to any tile shape and will accept pipes from 25 mm to 150 mm in diameter. Our multislates can be used on both flat & pitched roofs.



# Lead Alternative Flashing

## WHAT YOU NEED TO KNOW

- Roof flashings could be used to replace traditional lead
- Easily cut with sharp scissors or a knife
- At least half the installation time of traditional lead
- No re-sale value that not prone to theft
- Self-adhesive lead flashings available
- Easy to install, easy to handle, and easy on the wallet



**BOSTIK FLASHBAND SELF-ADHESIVE FLASHING TAPE**

Bostik Flashband Self Adhesive Flashing Tape for Roofs is a flexible bitumen strip that bonds instantly to most building materials to provide a permanent, watertight seal.

Instant watertight seal

Quick and easy application

For new build or emergency repairs

**GET A TRADE ACCOUNT TODAY**  
ASK IN BRANCH FOR MORE DETAILS

**OVER 6000  
PRODUCTS AVAILABLE  
IN BRANCH**

**210+ BRANCHES  
NATIONWIDE**

**TRADE CREDIT  
AVAILABLE\***

**DEDICATED  
ACCOUNT MANAGER**

**EXCLUSIVE TRADE  
ACCOUNT PRICING**

**ONLINE TRADE  
ACCOUNT**

\* Trade accounts are subject to T&Cs and acceptance.

## LEAD ALTERNATIVE – FLASHBAND

Flashband is easily applied using just hand pressure and a seam roller and is ideal for new build, maintenance and repair projects, including:

### Roofing

- Replace damaged lead flashing
- Seal upstands and eve pieces
- Roof capping
- Edge flashing on roofing felt
- Repair roofing felt or joints on flat roofs

### Drainage

- Seal or repair valley gutters, guttering and down pipes

Flashband has four layers of protection, meaning it's both tear and impact resistant and can withstand extreme temperatures of up to 100°C.

### Four Layers of Protection

- Lacquer coating
- Heavy duty aluminium foil
- Tear resistant polyester membrane
- Polymer enhanced bitumen adhesive

### Bostik Flashband



Code	Size	Colour
BTKFB10X100	100mm x 10m	Grey
BTKFB10X150	150mm x 10m	Grey
BTKFB10X225	225mm x 10m	Grey



THE SUSTAINABLE, COST-EFFECTIVE ALTERNATIVE TO LEAD

Zero re-sale value - theft and vandalism are eliminated

Cost effective alternative to traditional lead

Durable


Malleable

Easy to install

Easily cut



Lead-free flashing rolls		
Code	Size	Description
LEAD-R150SG	150mm x 5m	EasyLead R Smooth
LEAD-R300SG	300mm x 5m	EasyLead R Smooth
LEAD-R450SG	450mm x 5m	EasyLead R Smooth
LEAD-R600SG	600mm x 5m	EasyLead R Smooth
LEAD-R150CG	150mm x 5m	EasyLead R Textured
LEAD-R300CG	300mm x 5m	EasyLead R Textured
LEAD-R450CG	450mm x 5m	EasyLead R Textured
LEAD-R600CG	600mm x 5m	EasyLead R Textured



LEAD ALTERNATIVE - EASY LEAD R

BBA approved Easy Lead R and Easy Lead R Smooth are aluminium based, high performance, low cost flashing products. They are used as a replacement for traditional lead in flat and pitched roof applications.

Made of sheet aluminium with a protective anti-corrosion coating and a high-performance butyl adhesive on the underside. Installation is simple, with no special tools required it can be cut with a knife or scissors.

Easy Lead R has a unique corrugated pattern, so it is easy to form and to adapt to various surfaces; this malleability ensures the permanent water tightness of the product and an attractive appearance every time.

Easy Lead R Smooth has the same benefits and characteristics of Easy Lead R, only with a smooth finish thus effectively mimicking the appearance of traditional lead. Easy Lead R provides a permanent bond to brickwork, roof tiles and most popular construction materials.

- Typical application
- Soakers
  - Abutments
  - Chimneys
  - Dormers
  - Saddles
  - Stepped
  - Valleys
  - Windows and rooflights
  - Valleys and gutters



LEAD ALTERNATIVE TO CODE 5 LEAD

Leadax is the first lead alternative in the World with the same properties as Traditional Lead

A non-toxic and sustainable product

Light weight

Longer roll lengths

Circular material

LEAD ALTERNATIVE - LEADAX

Leadax is the first lead alternative in the World with the same properties as Traditional Lead. Leadax is not harmful to health or the environment. A second-generation lead alternative which is not only easier to use but also easier on your pocket.

Features and benefits:

**Cheaper** - Leadax is cheaper to buy than traditional lead, and because Leadax is also faster to install, this leads to lower installation costs.

**A non-toxic and sustainable product** - Unlike traditional water-resistant materials, Leadax does not contain any heavy metals.

**Circular material** - The basic raw material is recycled PVB. PVB is the foil that is used in laminated glass (e.g. car windows or safety glass).

**Light weight** - Leadax is lighter than lead and therefore easier to use.

**Longer roll lengths** - Leadax is available in longer strips. So you can seal larger areas with less overlap, saving you materials and time.

**Finish** - Leadax comes in lead grey as standard. However, the product is also available in black, roof tile red and different colours are available, such as copper at an extended lead-time.

**Durable** - Leadax has the same natural look as traditional sheet lead, however it leaves no staining on roof tiles or masonry. The life expectancy is at least 20 years.

**Certified** - Leadax has been certified by BBA & KIWA.



LEAD ALTERNATIVE - LEADAX

Leadax  
6m roll

Code	Size	Pack qty	Colour
KLD/150/GY	150mm x 6m	1	Lead Grey
KLD/200/GY	200mm x 6m	1	Lead Grey
KLD/250/GY	250mm x 6m	1	Lead Grey
KLD/300/GY	300mm x 6m	1	Lead Grey

Code	Size	Pack qty	Colour
KLD/400/GY	400mm x 6m	1	Lead Grey
KLD/450/GY	450mm x 6m	1	Lead Grey
KLD/600/GY	600mm x 6m	1	Lead Grey
KLD/1000/GY	1000mm x 6m	1	Lead Grey

KLAD/ROLLERLeadax roller

KLAD/SCISSORSLeadax scissors

KLD/CLIPLead fixing clip  
50 par bag

M/LEADAXLeadax fixing sealant

KLAD/PENNYROLLERLeadax penny roller

FEATURES & BENEFITS

Malleable, durable, waterproof and lightweight

Zero resale value, eliminating theft and vandalism

20 years+ life expectancy

Requires no additional sealants or tape

High performance adhesive for a permanent bond

Resistant against corrosion and UV degradation


Smooth or textured finish

No special tools required - simply cut with a knife or scissors

# FLAT ROOFING

## CONTENTS

Elevate rubber roofing	64
Liquid waterproofing Ultra Flex	72
Cromar ProGRP	74
Flexiglass GRP	76
TriRoof HPX	78
Acrypol repair	79
GRP Trims	80
Timber	84
Insulation	86



- **Elevate Rubber Cover™ EPDM**  
Flat roofing membranes for residential use.
- **Ultra Flex Liquid Flat Roof Waterproofing** is a single component liquid that cures through moisture contact and therefore is used directly from the container with no requirement for additional additives.
- **Cromar PRO GRP** is the professional choice for glass fibre flat roofing. Cold-applied and with high impact and fire resistance, it provides a seamless, highly durable, flexible and virtually maintenance-free finish for almost any flat roof surface. Pro GRP is available in component form.
- **HPX TriRoof HPX** is the ultimate Roofing Overlay System, designed to work all year round from the colder, wetter months and throughout the heat of the summer. TriRoof HPX can be applied effortlessly on nearly any surface and even on wet or damp substrates, meaning you don't have to plan your work around the weather.
- **Acrypol +** is The original instant waterproof solution for emergency leaks & failing flat roofs.

## PERFECT PARTNER




Tongue & Groove OSB3



SKYPOD ROOF LANTERN WITH CROMAR PRO GRP GLASS FIBRE FLAT ROOFING SYSTEM

# Flat Roofing - Rubber



ELEVATE RUBBERCOVER™ EPDM  
FLAT ROOFING MEMBRANE FOR  
RESIDENTIAL USE.

Watertight & durable roofing solution


Excellent resistance to ageing (UV and ozone)

Excellent flexibility at low temperatures (-45°C)

Large dimension membranes significantly  
decrease installation time

Compatible with green roofing systems and  
photovoltaics

Repaired/extended easily during service-life




Successfully installed worldwide – from the arctic conditions of Siberia to the blistering heat of the Middle East, Elevate EPDM membranes ensure the water-tightness of tens of thousands of buildings.

### Key Features & Benefits

- Watertight & durable roofing solution
- Excellent resistance to ageing (UV and ozone)
- High elasticity (>300% elongation)
- Excellent flexibility at low temperatures (-45°C)
- High puncture resistance
- Membrane and seams display high resistance to hydrostatic pressure
- Fire resistance to external sources (Low-Slope-Fire-Retardant EPDM)
- Inert (no solvents or plasticizers). The membrane composition remains constant over time
- Compatible with the collection of rainwater
- Resistant to micro-organisms
- Large dimension membranes significantly decrease installation time
- Reduced environmental impact compared to other waterproof membranes and in line with ecological requirements
- Compatible with green roofing systems and photovoltaics
- Easy installation and can be repaired/extended easily during service-life







### Rubbercover EPDM Membrane

Code	Description	Size
RCR3MSQM	Rubbercover EPDM Roll 3.05x30.5m	3.05 x 30.5m
RCR45MSQM	Rubbercover EPDM ROLL 4.57 X 30.5m	4.57 x 30.5m
RCR6MSQM	Rubbercover EPDM Roll 6.1x30.5m	6.1 x 30.5m



### Elevate Contact Adhesive

For bonding rubber to substrate

Code	Size
RCSPRAY	750ml



### Water Based Adhesive

Code	Size
RCWBA10F	10l
RCWBA25F	2.5l
RCWBA5F	5l



### Contact Bonding Adhesive - in green

Code	Size
RCCBA5F	5l
RCCBA10F	10l
RCCBA25F	2.5l



### Quickprime Plus

For bonding rubber to rubber

Code	Size
RCQP1	1l




### Elevate Lap Sealant

Code	Size
RCLAP	325ml

### Eurocell Contact Adhesive

Code	Size
RCBA10	10l
RCBA2.5	2.5l
RCBA5	5l

# Flat Roofing - Rubber



### Trims & flashing

Code	Description	Size
RCULTRACURB	Ultratrim Curb Edge Profile 65mm x 3.5m	65mm x 3.5m
RCULTRAGUTT	Ultratrim Gutter Edge 65mm x 2.5m	65mm x 2.5m
RCULTRACOR	Ultratrim Corner Endcap (Large)	N/A
RCULTRAEND	Ultratrim Trim Endcap (Small)	N/A
RCULTRACLIP	Ultratrim Joint Clips	N/A
RCWALL	Wall Flashing 70mm x 3m	70mm x 3m



### Ultratrim external corner

Code	Description
RCULTRAEXT	Ultratrim External Corner



### Ultratrim internal corner

Code	Description
RCULTRAINT	Ultratrim Internal Corner




### Batten cover strip

Code	Size
RCQSBCSRM	152mm wide
RCQSFLT5X30.5M	127mm x 30.5m
Quickseam Flashing Tape	



### Formflash roll

Code	Size
RCFFLASROLL	229mm wide



### Quickscrubbers

Code	Description
RCQSH	Quickscrubber Handles
RCQTSP	Quickscrubber Pads

FOR PIPES RANGING FROM  
25 - 150MM DIAMETER



### Moulded pipe flashings

Code	Description
RCQSPB	Moulded Pipe Flashings



### Quickseam corner flashing

Code	Description
RCQSCF	Corner Flashing



get ahead with...



Roofing Made Easy

### Authorised RubberCover™ Training Program...



- Formally recognised certificate
- Authorised installer recognition
- Enhanced support
- Extended warranties



Standard warranty = 10 years  
Extended warranty = 20 years

© ebp building products Authorised Training is available for a small charge, please ask for further details

# Flat Roofing - Rubbergutter

RubberGutter EPDM SA is a self adhered, synthetic EPDM rubber waterproofing membrane especially conceived to give gutters a second, very long service life.

Refurbish a wide range of commercial & residential guttering profiles with highly durable & easy to apply Elevate RubberGutter, providing a water-tight gutter lining & extending the life-span of gutters while saving on expensive removal & replacement costs that a typical gutter removal project may otherwise incur.

Suitable for a wide range of gutter types including; Valley, Finlock, Box, Metal, Wood & Concrete Gutters.





### Elevate RubberGutter

Code	Description	Size
RCG150	EPDM SA Membrane	20m x 1.5m x 1.30mm thick
RCG75	EPDM SA Membrane	20m x 0.75m x 1.30mm thick

### Elevate EPDM Prefabricated Drain Insert

Code	Size
RCPDRAIN75	75mm diameter
RCPDRAIN110	110mm diameter

### Elevate Batten Bar

Code	Size
RCTERMBAR	3m Length



### Elevate EasySealant

Code	Size
RCES290	290ml

### Elevate Cleaner C-20

Code	Size
RCAC500	500ml Spray Can

### Elevate QuickPrime Plus Primer

Code	Size
RCQP1	1 litre Can

### Silicone Rubber Roller

Code
RCSRR

# Silicones & PU Foam

## POWER PRO SEALANT GUN

- Heavy duty gun with extra pull trigger, hook end and swivel action barrel for both
- 310ml and 400ml cartridges



Code SGPOWER

## DESIGN FOAM GUN

- Heavy duty metal foam gun
- Professional quality




Code PFGUN

## UTILITY KNIFE



Code DR68505

## TRIMMING KNIFE BLADES



Code DR3421

## CHISEL KNIFE



Code ELPUTTKN

## 6-IN-1 DECORATOR'S TOOL



Code ELDECT6IN1

## TRADE ESSENTIALS GASKET SHEARS

- 45° faces
- Cuts neatly through rubber gaskets and small PVC-U trims
- Slices cleanly through plastic, rubber and wood up to 15mm thick



Code ELGASKSH

SILIRUB 2

Colours available:  
White, Clear and a range of Colours



300ml

Code SILI2

SILIRUB LMN

Colours available:  
White, Clear and a range of Colours



300ml

Code SILILMN

SILIRUB N



300ml

Code SILI2RUBN

SILIRUB PC



300ml

Code SILIRUBPCCL

SOUDALEAD LEAD SEALANT



300ml

Code SLEADPB

PVCU GAP FILLER



300ml

Code GAPFILLER

PROFESSIONAL COX GUN



Code PPCOX400

SOUDAL WINDOW & DOOR XTRA



750ml

Code SOUDAFOAMXTRA

SOUDAFOAM GUN PU FOAM



750ml

Code SGF750

PROFESSIONAL PU FOAM GUN



Code PFREDGUN

FIX ALL IS A RANGE OF ALL-ROUNDER SEALANTS AND ADHESIVES,  
SUITABLE FOR A WIDE VARIETY OF APPLICATIONS – NO PRIMER REQUIRED!



FIX ALL CRYSTAL

- 100% crystal clear
- Ideal for kitchens, bathrooms and flooring

CL Clear

Code FIXALLCRYSTAL

290ml

FIX ALL FLEXI

- High elasticity and strength

WH White

Code FIXALLCLASSIC

290ml

FIX ALL HIGH TACK

- Super strong
- 320kg/10cm<sup>2</sup>
- Ideal for heavy materials ie. mirrors

WH White, BK Black, GY Grey

Code FIXALLHITACK

290ml

FIX ALL TURBO

- Super fast – 20-min bond!
- End bond in 3 hours

WH White

Code FIXALLTURBO

290ml

FIX ALL EXTREME

- Ultimate grab, 400kg/m<sup>2</sup>
- Heavy duty bonding
- Ideal for sheet material, decor cladding, heavy objects

WH White

Code FIXALLXTR

290ml

FIX ALL HIGH TACK INVISIBLE

- High initial tack reducing the need for initial support
- Super clear

IN Invisible

Code FIXALLINVHITAK

290ml

70

71

ULTRA-FLEX HIGH PERFORMANCE LIQUID WATERPROOFING

★ ★  
BEST  
SELLER  
★ ★ ★

★ ★ ★ ★ ★

NEW

QUICK-CURE

Can be used to speed up the curing process and


COMPLETE THE JOB IN 1 DAY!

FEATURES & BENEFITS

Ultra Flex is a single component liquid that cures through moisture contact and therefore is used directly from the container with no requirement for additional additives.	
It is ideal for	Benefits include
New roofs	Pre-mixed
	Excellent adhesion to most surfaces
Repair or refurbishment of existing roofs	Early rain resistance
	Cold weather application
Flat & low pitched roofs	Easy wet-on-wet application
	Easy to use with detail and awkward areas
Complex detailing	Flame/heat free application
	Highly elastomeric
Box Gutters and Valleys	Reinforced & seamless
	From small domestic to large commercial roofs
	Balcony systems available

Guarantees  
available from  
15 to 25 years

High performance liquid waterproofing system		
Code	Description	Size
EAGLEUDG15KG	Ultra-Flex dark grey 15kg	15kg
EAGLEUM60M	Ultra-Flex matting 60mtr x 1mtr	60m x 1m
EAGLEUM20M	Ultra-Flex matting 20mtr x 1mtr	20m x 1m
EAGLECT2.5	GRP Checktrim - Non Drip 2.5mtr	2.5m
EAGLEDT2.5	GRP Driptrim - Drip 2.5mtr	2.5m
EAGLE9S	Ultra-Flex sleeve	9"
EAGLE4S	Ultra-Flex sleeve (10 pack)	4"
EAGLE9A	Caged roller arm	9"
EAGLEPCND	Preformed corner non drip	N/A
EAGLEDCL	Driptrim to checktrim Left hand corner	N/A
EAGLEUP	Ultraflex Primer	5kg
EAGLEDCR	Driptrim to checktrim Right hand corner	N/A
EAGLE4A	Roller arm	4"
ULTRATOP	Ultratop	5kg
ULTRAPCD	Preformed Drip Corner	N/A
TUB11L	Ultraflex Storage Tub + Lid	11L
UT	Tixal additive for vertical applications	1L
UQC	Quick-Cure additive to speed up curing process	1.2L
EAGLEST	Ultraflex Gap filler and sealant	290ml



FLAT ROOF WATERPROOFING - PRO GRP

PRO GRP

No Joints, No Seams,  
No Leaks



HEAT  
RESISTANT



FOOT  
TRAFFIC



FIRE  
RESISTANT



FROST  
PROOF



STORM  
PROOF



IMPACT  
RESISTANT

ASK  
IN-BRANCH  
ABOUT GRP  
TRAINING







GRP stands for Glass Reinforced Polyester, and is also known as Glass-Fibre.

This system is cold applied on site, giving it a seamless and flexible weatherproof finish that resists water, heat and frost. The resulting surface gives a strong architectural finish that looks very impressive. If maintained properly it will last as long as the building stands.

Cromar have developed this technology further to produce the perfect all-weather protection for any flat roof. PRO GRP can be applied in small domestic situations right through to large industrial environments.

The PRO GRP system is available in individual component form allowing the flexibility to buy exactly what's required for your next GRP roofing job.



PRO GRP	
Code	Description
G25/RES10	Pro 25 Resin 10kg
G25/RES20	Pro 25 Resin 20kg
G25/TOP10	Pro 25 Topcoat 10kg
G25/TOP20	Pro 25 Topcoat 20kg
GA/25	Acetone 25l
GA/5	Acetone 5l
GA/C1	C1 Universal External Corner Trim
GA200/RSdT-1	Fascia Trim – A200 3m
GB/ROLL	Glass Fibre Bandage 100mm 3.5kg
GB/ROLL75	Glass Fibre Bandage 75mm 3.5kg
GB260/RSRT-2	Raised Edge Trim - B260 3m
GBB/140	Bubble Buster V Roller 140mm x 21mm
GBB/225	Bubble Buster V Roller 225mm x 21mm
GBB/225/40	Bubble Buster V Roller 225mm x 40mm
GBB/70	Bubble Buster V Roller 70mm x 21mm
GC100/RSLT-1	Simulated Lead Trim - C100 3m
GD260/RSAT-1	Wall Fillet Trim - D260 3m
GDISP/80	Dispenser Bottle 80ml
GEXP	Expansion Joint/Roll Top Trim 3m
GEXT/195/RS/INT	External Angle Trim - Ext/195 3m
GF300	F300 Flat Sheet 20M Roll
GFILL/3	3" Roller Refill
GFILL/7	7" Roller Refill
GFILL/9	9" Roller Refill

PRO GRP	
Code	Description
GH/1	Hardener 1l
GH/5	Catalyst Hardener 5kg
GINT/195.RS/INT	Internal Angle Trim - Int/195 3m
GMAT/	Fibreglass Matting Csm 450gsm 16.5kg
GMAT/15	Fibreglass Matting Csm 450gsm 6.75kg
GMAT/35	Fibreglass Matting Csm 450gsm 35kg
GMAT/35600	Fibreglass Matting Csm 600gsm 35kg
GPAD/140	140mm x 21mm Laminating Paddle
GPAD/225	225mm x 21mm Laminating Paddle
GPAD/70	70mm x 21mm Laminating Paddle
GPB/2	2" Laminating Brush
GPB/3	3" Laminating Brush
GPB/4	4" Laminating Brush
GROLL/3	3" Resin Applicator Roller
GROLL/7	7" Resin Applicator Roller
GROLL/9	9" Resin Applicator Roller
GRP/KIT13B	Grp 13Sqm Kit
GTISH	Grp Finishing Tissue 100mm x 250m
MPHM/031	Pu Adh Grp Trim Adhesive 310 mil
SEMPY/10	10l White Plastic Tub
SEMPY/501	5l White Plastic Tub

# Flat Roof - Waterproofing Liquid

## FLAT ROOF WATERPROOFING - FLEXIGLASS GRP



Acrypol Flexiglass® is a versatile grp resin roof system designed for new and existing roofs.

Flexiglass® can be applied to almost any roof surface such as felt, asphalt, concrete and OSB3 TG board as a new roof covering. Flexiglass® is a totally seamless, highly flexible roof system ideal for any sized job.



### Flexiglass Resin

Code	Size
G20FLEXITC20	20kg



### Flexiglass Encapsulating Primer

Code	Size
G20FLEXIPRIMER5	5kg



### Flexiglass BPO Catalyst

Code	Size
G20BPO50	50kg
G20BPO100	100kg
G20BPO200	200kg



### Flexiglass Matting

Code	Size
GMATT/225/6.75	6.75kg (30m approx)
GMATT/225/16.5	16.5kg (73m approx)
GMATT/225/33	33kg (146m approx)

### Flexiglass Joint Bandage



Code	Size
GMAT/225BAN	6.75kg (30m approx)



#### ADVANTAGES:

- Flexible GRP for all types of common roofing substrates
- One resin for both base & topcoat
- Quick cure primer
- Uses a 225G chopped strand matting for the ultimate in flexibility
- Health & Safety conscious catalyst with easy application
- Suitable for both new decks & refurbishment projects
- Superior adhesion
- Unaffected by direct sunlight
- Approved contractor scheme
- 20 Year product warranty



For more information please visit:  
[www.cromarbuildingproducts.com/acrypol-flexiglass/](http://www.cromarbuildingproducts.com/acrypol-flexiglass/)  
 or scan the code.



Units 3,4,5 Northside Industrial Park,  
 Whitely Bridge, DN14 0GH  
 Tel: 01977 663 133 Fax: 01977 662 186  
 Web: [cromar.uk.com](http://cromar.uk.com)



# Flat Roof - Waterproofing Liquid

## FLAT ROOF WATERPROOFING - HPX

GUARANTEED 20 YEARS

NEW


FEATURES & BENEFITS

Dark grey colour

Instantly waterproof even when it's raining - applies flawlessly to damp surfaces

Use it straight out of the tin - no mixing/no additional hardener

Applies to most common substrates - rubber, concrete, grp, asphalt



TriRoof HPX is the ultimate Roofing Overlay System, designed to work all year round from the colder, wetter months and throughout the heat of the summer.

TriRoof HPX can be applied effortlessly on nearly any surface and even on wet or damp substrates, meaning you don't have to plan your work around the weather.


Once fully cured, HPX remains elastic and can stretch up to 300% of its original size, meaning any movement in the surface will not split or tear the membrane.

For an even tougher, more resilient roof, a layer of glass matting can be incorporated into the liquid to help bind the roof together. HPX is waterproof, UV resistant and has a 10 year guarantee. Adding a second layer with the HPX reinforcement kit will guarantee your roof for 20 years.

This product is cold applied and requires no additional hardener or mixing. It can be applied straight out of the tin. HPX is free of bitumen, solvent and isocyanates, making it kinder to the environment and its users.

## HPX REPAIR KITS

Repairing a roof, fixing a cracked pipe, stopping a leaking gutter, HPX does it all. Every Roofer should have one in their van!!!!



Code	Description
TRIK991s7126	TriRoof HPX Repair Kit - Light Grey

The kit contains everything need to complete a job:-

- 600ml of HPX in a foil tube (covers 0.5m²)
- 225g Glass matting
- Application brush
- Disposable rubber gloves
- Light grey colour



## TRIROOF FLEX

TriRoof MultiFlex is an advanced flexible, two-part, GRP roof overlay system, which can be applied on new or existing roof structures and will cover many existing substrates.

Standard GRP can only be used on new, roof decking but Flex can be used on Asphalt, Felt, Timber, GRP and Concrete. This is just one of the many key advantages this system has over the Complete system.

This high-quality system is F.A.A fire rated, dark grey in colour and used with TriRoof Primer and 225gsm matting.



Code	Description
TRI105907	TriRoof FLEX Resin 20Kg

## FLAT ROOF WATERPROOFING - ACRYPOL

THE ORIGINAL INSTANT WATERPROOF SOLUTION FOR EMERGENCY LEAKS & FAILING FLAT ROOFS.

Refurbish failed industrial, commercial or domestic flat roofs


Easy to apply

Single coat application

Can be applied even during damp weather conditions

Fibre reinforced




Acrypol+ 5kg		Code	Description	Size	Colour
		ACRYPOLGRY	Acrypol+ Roofing Liquid Patch Repair	5kg	Grey
		ACRYPOLBLK	Acrypol+ Roofing Liquid Patch Repair	5kg	Black

## TRIROOF PRIMER

The TriRoof Primer is used in conjunction with HPX or Flex Resin, to give a perfect base for application.

- Seals in any problematic substrates such as uncured bitumen, solar reflective paint and silicone
- Easy to apply & air free
- Excellent cure at low temperatures and film levelling characteristics



Code	Description
TRI105808	TriRoof Primer 5kg - all substrates

## BPO CATALYST

Used to harden TriRoof Primer and TriRoof Flex

Code	Description
TRI105640	TriRoof BPO Catalyst Paste Tube 50g

Can be used on a variety of surfaces:

Flat Roofs, Asphalt, Bituminous surfaces, Brickwork, Gutters, Leadwork, Metals, PVC, Asbestos, Glass, Roofing felt, Rooflights, Concrete, Fibreglass.

Coverage: 1-2kg/m² average




Drying time: 2-3 days depending on ambient temperature and ventilation

Colour Options: GRY Medium Grey, BLK Black



FLAT ROOF WATERPROOFING - GRP TRIMS

	Code	Description
1	GA200/RSDT-1	Fascia trim – A200 3m
2	GA250/RSDT-1	Fascia trim – A250 3m
3	GEXT/195/RS/INT	Raised edge trim - B260 3m
4	GINT/195.RS/INT	Simulated lead trim - C100 3m
5	GB260/RSRT-2	Wall fillet trim - D260 3m
6	GC100/RSLT-1	Internal angle trim - int/195 3m
7	GD260/RSAT-1	External angle trim - ext/195 3m
8	GA/C1	C1 universal ext corner trim std
9	GF300	Expansion joint/roll mop trim 3m
10	GEXP	F300 flat sheet 20m roll



HIGH PERFORMANCE  
UPVC ROOF WINDOWS

FAKRO UPVC roof windows are manufactured from **eco-friendly materials** giving them an overall recyclability rating of 99%. With an **easy-maintenance**, wipe-clean finish, they are suitable for any space including **high-humidity rooms**.



VALUE FOR MONEY



10 YEAR WARRANTY



EASY TO INSTALL

FIND US AT YOUR LOCAL



BRANCH



sales@fakrogb.com

BETTER FIT A **FAKRO**

TRACER®

All purpose TRACER Deep Hole Construction Pencil with a fully extendable lead, complete with Site Holster.

IN STORE NOW

TRC-ALH1



TRACER Replacement lead set containing six leads for the TRACER Deep Hole Construction Pencil, complete with site holder.



TRC-AMK4



The TRACER Ultimate Kit is a great value kit which includes a TRACER Deep Hole Construction Pencil, Replacement Lead Set and two TRACER Clog Free Markers.

SMART®

IN STORE NOW

The ultimate eight-piece selection of Trade Series multi-tool blades, suitable for a wide range of applications including wood, hardwood, plastic, drywall, non-ferrous metal and nails.

TRC-H3MAK



TRC-H8MAK



A great value three-piece Trade Series multi-tool blade set including blade types suitable for wood, hardwood, plastic, drywall, non-ferrous metal and nails.

Accessories



Tracer

Code	Description	Qty
TRCH8MAK	TRACER Smart Blades	1
TRC-ADP2	TRACER Deep Pencil Marker & Site Holster	1
TRC-ALH1	TRACER 6 x Replacement leads in TRACER Holster	1
TRC-APST2	TRACER Scribe Tool Deep Hole Pencil	1
TRC-APS12	TRACER 12" Pro Square	1
TRC-AMP2	TRACER Double tipped Marker Pen & Site Holster	1
TRC-H63RW1	SMART Trade 63mm Rapid Wood & Plastics Blade	1
TRC-H32RW1	SMART Trade 32mm Rapid Wood & Plastics Blade	1
TRC-ACF-MK3	TRACER Clog Free Mark Kit Black, Blue, Red	1
TRC-AMM100	TRACER Mini Marker (100pc tub) Black	1
TRC-APMK1	TRACER Per Mark Black, Red, Blue, 4pc	1
TRC-APTM2	TRACER Paint Mark White	1
TRC-ACF-BP1	TRACER Clog Free Marker Black without Site Holster	1
TRC-APM1	TRACER Per Con Mark Black	1
TRC-AMK4	TRACER Complete Marking Kit	1
TRC-H3MAK	SMART 3 Piece Multi-tool Blade Kit	1

GET A TRADE ACCOUNT TODAY ASK IN BRANCH FOR MORE DETAILS



OVER 6000  
PRODUCTS AVAILABLE  
IN BRANCH



210+ BRANCHES  
NATIONWIDE



TRADE CREDIT  
AVAILABLE\*



DEDICATED  
ACCOUNT MANAGER



EXCLUSIVE TRADE  
ACCOUNT PRICING



ONLINE TRADE  
ACCOUNT

\* Trade accounts are subject to T&Cs and acceptance.



OSB3		
Code	Pack qty	Size
TSOBB39	1	2440 x 1220 X 11mm
OSB2400X600X18	1	2400 x 600 x 18mm
OSB2400X1200X18	1	2400 x 1200 x 18mm
OSB2440x1220X18	1	2440 x 1220 x 18mm

Structural Timber			
Code	Description	Pack qty	Size
C24TIMBER47X75T4.8	Treated	1	4"x2"x4.8m 47 x 75mm x 4.8m
C24TIMBER47X75UT	Un-Treated	1	4"x2"x4.8m 47 x 75mm x 4.8m
CLS4X2	Treated	1	4"x2"x4.8m 47 x 75mm x 4.8m

Treated roof battens		
Code	Pack qty	Size
BATTEN25X38X4.2	1	25 x 38 x 4.2m
BATTEN25X38X4.8	1	25 x 38 x 4.8m
25X50X4.2BATTEN	1	25 x 50 x 4.2m
BATTEN25X50X5.1	1	25 x 50 x 5.1m
25X50X4.8BATTEN	1	25 x 50 x 4.8m

Plywood		
Code	Pack qty	Size
PL2440X1220X12	1	2440 x 1220 x 12mm
EQPLY-LM	1	External Plywood 2440 x 1220 x 12mm

TRADE ESSENTIALS  
20" PREDATOR PVC-U SAW



- Ideal for cutting PVC-U and other hard plastics
- Precision cut for a fine finish
- Comfort handle
- Rigid blade
- Duralife technology

PREDATOR™

Code	Size
B98UPVC	20"

20" PREDATOR  
UNIVERSAL SAW



Code	B9822
------	-------

20" PREDATOR  
LAMINATE SAW



Code	B98LAMINATE
------	-------------

14" PREDATOR  
TOOLBOX SAW



Code	BAH30014
------	----------

DRAPER 500MM  
VENOM HANDSAW



Code	DR82201
------	---------

FOLDING  
KNIFE



Code	SJ1750
------	--------

UTILITY  
KNIFE



Code	DR68505
------	---------



Loft Roll

Loft Roll is a glass mineral wool that provides thermal insulation. It is used at the joist level for cold roof applications. The thermal conductivity of the roll is 0.044W/mK which helps to reduce heat loss.

Code	Size
LOFTROLL44100	100mm 12m x 1.16m
LOFTROLL44	150mm 8m x 1.16m
LOFTROLL44200	200mm 5.2m x 1.16m



Tapered Edge Plasterboard

Tapered Edge Plasterboard is a gypsum board for partitions, linings and ceilings where normal fire, structural and acoustic levels are specified. The board provides a hardwearing baseline protection for interior walls. The versatile material has many benefits both functionally and aesthetically, and it pairs perfectly with a range of floor finishes.

Code	Size
WALLBOARD125	1800 x 900 x 12.5mm
KNWB125	2400 x 1200 x 12.5mm
EX553AB3	2.4mx3mm
Expamet 553 T/Coat Angle Bead	



PIR Board

High performance PIR insulation board that is lightweight, easy to cut, handle and install. Whether it's a pitched roof, framed wall or floor, PIR is the ideal solution among contractors and installers.

Code	Size
INSUL25	2400 x 1200 x 25mm
INSUL50	2400 x 1200 x 50mm
INSUL60	2400 x 1200 x 60mm
INSUL75	2400 x 1200 x 75mm
INSUL80	2400 x 1200 x 80mm
INSUL100	2400 x 1200 x 100mm
INSUL120	2400 x 1200 x 120mm



PIR Insulated Plasterboard


The PL PIR Board combines in itself an insulation and plasterboard in one single, handy and durable board. Suitable for internal wall insulation and pitched roof applications, this insulation board is consistently sized with extremely tight tolerances, ensuring thermal bridging is minimised. Factory bonded, the plasterboard provides optimum board dimensions and optimum adhesion between layers.

Code	Size
INSULPL37	2400 x 1200 x 25mm + 12.6 PL/B
INSULPL52	2400 x 1200 x 40mm + 12.6 PL/B
PL4050	2400 x 1200 x 50mm + 12.6 PL/B
INSULPL72	2400 x 1200 x 60mm + 12.6 PL/B
INSULPL65	2400 x 1200 x 65mm + 12.6 PL/B


ACTIS INSULATION

Actis Hybris

Hybris is an insulation material for timber frame or masonry walls, pitched roofs or ceiling applications. Hybris is a reflective insulation product based on a honeycomb structure.




Code	Description	Size	Code	Description	Size
HYBRIS50	Actis Hybris 50mm	1200 x 1145x 50mm (PK4)	HYBRIS105	Actis Hybris 105mm	1200 x 1145x 105mm (PK4)
HYBRIS75	Actis Hybris 75mm	1200 x 1145x 75mm (PK4)	HYBRIS125	Actis Hybris 125mm	1200 x 1145x 125mm (PK2)
HYBRIS90	Actis Hybris 90mm	1200 x 1145x 90mm (PK4)	HYBRIS155	Actis Hybris 155mm	1200 x 1145x 155mm (PK 2)



Actis Boost'r Hybrid

Boost'r Hybrid is a reflective breathable membrane with an excellent built-in thermal performance for use on the cold side of the building fabric in roofs and walls. Boost'r Hybrid provides dual properties within a single product: A breathable membrane and insulation, allowing a reduction in the number of installation steps whilst reducing the thickness of the main insulation to achieve the same required U-Value. It can be used in conjunction with any type of insulation.

Code	Size
ACTISB35	35mm



Actis HControl Hybrid

HControl Hybrid is a reflective vapour control layer with a built-in thermal performance for use on the warm side of any insulation material, behind the internal finish in roofs, walls and ceilings. HCONTROL HYBRID provides dual performance within a single product: a vapour control layer and insulation, allowing a reduction in the number of installation steps whilst reducing the thickness of the main insulation to achieve the same required U-Value. It can be used in conjunction with any type of insulation.

Code	Size
ACTISH45	45mm

Actis tape



Code	Description	Size
ACTISTAPEISO	Tape For Reflective Insulation with Copper or Metalizes Face	100mm x 25m
ACTISTAPEMULTI	HPV Membrane Insulation Tape	100mm x 20m


# ROOFLIGHTS AND GLAZING

## CONTENTS


FAKRO pivoting windows	90
FAKRO flat roof windows	93
Rooflights	94

ROOFLIGHTS ARE A SAFE & SECURE WAY TO INCREASE NATURAL LIGHT INTO BUILDINGS


- **FAKRO** pivoting roof window  
Comes with inbuilt TopSafe Anti Burglary system, and Head ventilator as standard. P2 Glazing unit with toughened outer pane and laminated inner pane.
- The **FAKRO** type G product range includes flat roof windows which are non-opening (DXG), manually opening (DMG) or electrically operated (DEG).
- **Rooflights** are an ideal way to increase natural light on flat roof properties.



FAKRO pivoting roof windows



Flat roof windows



Roof lights

# Roof Windows

## FAKRO PIVOTING ROOF WINDOW

Comes with inbuilt topSafe anti-burglary system, and head ventilator as standard. P2 glazing unit with toughened outer pane and laminated inner pane.

Practical and stylish design

Suitable for 15-90 degree pitched roof

U Value of 1.3 W/m²K

Noise Reduction 32dB

Fire-proof & conforms with the European standards



Across the trade, it's widely recognised that high build quality begins with high-performance products. FAKRO roof windows are remarkably easy to install, thanks to a universal bracket fix system that makes fitting more flexible and a sash guiding system that maximises the effectiveness of the seals. They also feature a unique topSafe security system and the intelligent V40p automatic air inlet that optimises air flow, while minimising heat loss.

It's all part of what makes FAKRO the perfect fit for your next project.

A full range of compatible blinds and screens are available to order

ASK IN  
BRANCH FOR  
BLINDS AND  
ACCESSORY  
OPTIONS


## FAKRO pivoting roof window

PTP-V01	Pivot Roof Window 55cm x 78cm
PTP-V02	Pivot Roof Window 55cm x 98cm
PTP-V05	Pivot Roof Window 78cm x 98cm
ELV01	Slate Flashing 55cm x 78cm
ELV02	Slate Flashing 55cm x 98cm
ELV05	Slate Flashing 78cm x 98cm
EZV01	Tile Flashing 55cm x 78cm
EZV02	Tile Flashing 55cm x 98cm
EZV05	Tile Flashing 78cm x 98cm



# WHAT'S ON OFFER?

## UPVC Pitched Roof Windows



### UPVC Centre Pivot Roof Window (PTP-V)

- Pivots from the centre when opened.
- Pure White PVC finish as standard.
- topSafe anti-burglary system as standard.
- V35 Air Inlet for ventilation.
- 10 Year warranty.
- Option of Golden Oak & Pine Veneer.



### UPVC Top Hung & Centre Pivot Roof Window (PPP-V)

- Pivots from top or centre when opened (preSelect dual function)
- Pure White PVC finish.
- topSafe anti-burglary system as standard.
- V35 Air Inlet for ventilation.
- 10 Year warranty.
- Option of Golden Oak & Pine Veneer.



### UPVC Electrically Opening Roof Window (PTP-V Z-Wave)

- Pivots from the centre when opened.
- Electrically operated.
- Pure White PVC finish.
- topSafe anti-burglary system as standard.
- V35 Air Inlet for ventilation.
- 10 Year warranty.
- Option of Golden Oak & Pine Veneer.



### Conservation

- Conservation options available across our entire UPVC range.
- Conservation windows are designed for use in conservation areas which are worthy of preservation due to historical interest.
- The main difference is they're finished in Jet Black & have a glazing bar fitted.

## Internal & External Accessories

We have a full range of internal and external accessories available. Please see some of our most popular choices.



ARZ Shutter



AJP Venetian Blind



ARF Blackout Blind



XDK - Insulation Set

## Flashing Kits for Pitched Roof Windows



### EPV Plain Tile Flashing Kit

Suitable for non-interlocking plain tiles up to 16mm in profile on roof pitches between 25-90 degrees.



### ELV Slate Tile Flashing Kit

Suitable for non-interlocking slate tiles up to 8mm in profile on roof pitches between 15-90 degrees.



### EZV-A Interlocking Tile Flashing Kit

Suitable for interlocking tiles up to 45mm in profile on roof pitches between 15-90 degrees.



### EHN-A Interlocking Tile Flashing Kit

Suitable for interlocking tiles up to 120mm in profile on roof pitches between 15-90 degrees.


## Flat Roof Windows

We also have a fantastic range of flat roof windows available.

- Available in fixed-shut, manually opening & electrically opening.
- Suitable for roof pitches between 2 – 15 degrees.
- Joining gutters available on request.
- Hinges located on the short side of the window.



DXG



DMG



DEC

# FLAT ROOF WINDOWS

The ideal solution for providing natural daylight

The benefits of natural illumination of buildings are unquestionable but in those with flat roofs it is not always possible to install sufficient standard vertical windows. A source of natural light should be available in any living space to make its occupants feel comfortable. The ideal solution for providing light is the installation of specially designed products for flat roofs.


ASK IN  
BRANCH FOR  
QUICK TURN-  
AROUND



## Flat Roof Windows

### FAKRO flat roof windows

- The FAKRO type G product range includes flat roof windows which are non-opening (DXG), manually opening (DMG) or electrically operated (DEG). FAKRO flat roof products bring the very highest standard of natural light to interiors. They also provide ventilation and offer exceptional functionality. In short, they can transform any room under a flat roof.
- The new range of technologically advanced G windows give smart aesthetics and provide an alternative solution for bringing natural daylight into rooms below a flat roof.
- Integral upstand for quick and easy installation.
- P2 safety glazing
- 10 year warranty




DEG

#### Electric z-wave control

- Electrically opened with wireless Z-Wave system,
- Included in the kit: AC adaptor, remote control, rain sensor
- Sash tilts 15cm

Code	Size
FRW80EX01	01K 60x60
FRW80EX02	02K 60x90
FRW80EX03	03K 70x70
FRW80EX04	04K 80x80
FRW80EX05	05K 90x90
FRW80EX06	06K 90x120
FRW80EX07	07K 100x100
FRW80EX08	08K 120x120
FRW80EX09	09K 140x140
FRW80EX10	10K 100x150
FRW80EX11	11K 120x200




DMG

#### Manual opening

- Opened manually by means of ZSD control rod 2.2m long included
- Sash tilts 30cm

Code	Size
FRW80EW01	01K 60x60
FRW80EW02	02K 60x90
FRW80EW03	03K 70x70
FRW80EW04	04K 80x80
FRW80EW05	05K 90x90
FRW80EW06	06K 90x120
FRW80EW07	07K 100x100
FRW80EW08	08K 120x120
FRW80EW09	09K 140x140
FRW80EW10	10K 100x150
FRW80EW11	11K 120x200



DXG

#### Non opening

- Non opening

Code	Size
FRW80EU01	01K 60x60
FRW80EU02	02K 60x90
FRW80EU03	03K 70x70
FRW80EU04	04K 80x80
FRW80EU05	05K 90x90
FRW80EU06	06K 90x120
FRW80EU07	07K 100x100
FRW80EU08	08K 120x120
FRW80EU09	09K 140x140
FRW80EU10	10K 100x150
FRW80EU11	11K 120x200

# Rooflights

- Rooflights are an ideal way to increase natural light on flat roof properties.
- This product range offers high security and exceptional energy efficiency - with u-values as low as 1.8!
- The domed design offers great aesthetics, meaning they are desirable additions for residential and commercial applications.



OTHER  
DESIGNS  
AVAILABLE

## GLAZING OPTIONS

CLEAR

OPAL

DIFFUSED

BRONZE

- High light transmission
- Allows unimpeded views
- High light transmission
- Allows unimpeded views
- Maximises privacy
- Diffuses light to avoid sun glare
- Reduces solar heat gain
- Reduced light-transmission

Choice of ventilation options - ask a member of staff at your **local Eurocell branch today!**

GET A TRADE ACCOUNT TODAY  
ASK IN BRANCH FOR MORE DETAILS

OVER 6000  
PRODUCTS AVAILABLE  
IN BRANCH

210+ BRANCHES  
NATIONWIDE

TRADE CREDIT  
AVAILABLE\*

DEDICATED  
ACCOUNT MANAGER

EXCLUSIVE TRADE  
ACCOUNT PRICING

ONLINE TRADE  
ACCOUNT

\* Trade accounts are subject to T&Cs and acceptance.

# Cleaning Products & Filler

## CLEANERS

### CREAM CLEANER

- Restore and revive PVC-U surfaces
- Solvent-free



Code CCLEAN1

1 litre

### GLASS CLEANER



Code GCLEAN1 1L

Code GCLEAN25 25L

### SOLVENT CLEANER



Code SCLEAN1 1L

Code SCLEAN5 5L

Code SCLEAN1-10  
HEAVY DUTY 1L

## FILLER

### REPAIR EXPRESS PLASTER 900ML

- An ultra lightweight filler for gaps and cracks
- Easy to tool and sand
- Sets hard with no shrinkage or sagging
- Overpaintable



Code SOUDAFIL900

white

## WIPES



- Super strong and soft cloth like fabric
- Cleans up oil, grease, ink, paint, silicones, or uncured PU foam
- Stays wet and useable for over an hour

Code ULTRAGRIME



- Super strong fabric – rough on one side, soft on the other
- 3-in-1 action for efficient cleaning – Lifts, Cleans, Protects
- Stays wet and useable for over an hour

Code ULTRAWIPEPOWER

### 113551 SWIPEX SUPER CLEANING WIPES

- Heavy-duty non-woven wipes
- Multi-purpose use
- Removes oil, sealant adhesive stains, grease etc. from hands



100  
pack

# CONSERVATORIES

## CONTENTS

Equinox tiled roof	98
Conservatory roofs	104
Luma flat rooflight	106
Skypod lantern roof	108
Roof Glazing	114
Canopies	124

## A SUPERB SELECTION OF CONSERVATORY ROOFS TO SUIT EVERY HOME, PLUS CONSERVATORY ACCESSORIES AND CANOPIES

- **Equinox tiled roofs**  
transform your customers' conservatories from an under-used room into a cosy, welcoming space that provides complete comfort all year round - find out more on page 98
- **Skypod lantern roofs**  
with a **NEW** acute design option now available, Skypod lantern roofs have never looked better. Why not offer your customers sleek, contemporary design with Skypod today? - find out more on page 108
- **Polycarbonate roof glazing**  
- offers a great cost saving solution to traditional glass options - find out more on page 114

SKYPOD LANTERN ROOF



TILE ROOF SYSTEMS

The Equinox tiled roof is the perfect solution. Combining high-quality precision engineering with attractive styling inside and out

- **Energy efficiency** with new high performance styrene helps boost overall roof energy efficiency and thermal insulation to keep the room below comfortable enough to use at any time of year
- **Structural strength** Upgraded boarding in the roof system sandwich increases overall strength to allow larger areas without risk of sagging
- **No job is too small** - Equinox isn't just a great system for conservatory roofs either. This versatile solution can also be used to transform flat roofs – whether you are building a new extension or you have an existing flat roof that's ready for a change.



Metrotile steel roof tiles

Steel tiles come as standard, and are lightweight and available in a choice of colours to suit many house styles.

METROTILE COLOUR OPTIONS



Tapco Classic composite roof tiles

Composite tiles offer the authentic look of traditional slate tiles without the risk of shattering, fading, warping or cracking.

TAPCO COLOUR OPTIONS




COMPOSITE SLATE TILES COLOUR OPTIONS




Slateskin sheet tiles


Slateskin tiles are 50% faster to install than steel or composite tiles. That means less disruption for you during installation.



FASCIA COLOUR OPTIONS



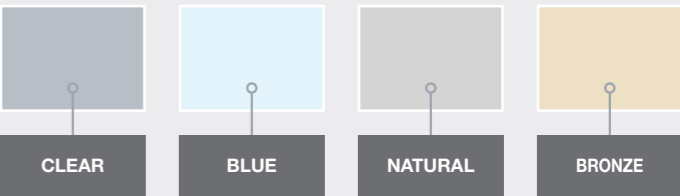
Guttering colours



STEEL TILE OPTIONS



VEGA GLAZING COLOUR OPTIONS



Envirotile lightweight roof tiles

Recycled polymer lightweight roof tile with an interlocking system that makes tiling easier. Available as part of the Equinox tiled roof system.

ENVIROTILE COLOUR OPTIONS



The leading system - Eurocell designed, manufactured & distributed

**equinox**<sup>®</sup>  
THE DIFFERENCE IS NIGHT & DAY

**0.15**  
U-VALUE

**DELIVERED  
IN 5-7  
WORKING  
DAYS**

Variable pitches means more conversions possible

Greater structural strength

Easy and quick installation in 2 days

Design-engineered for outstanding technical performance

U-values as low as 0.15

Better value for money - helps increase your sales

**FULLY VENTILATED SOLID ROOF SYSTEM WITH EXTRA RIGIDITY**

**WE GUARANTEE UNBEATABLE SERVICE**

**EUROCELL SERVICE**

Quote requests for conservatory roofs returned in under an hour

Technical support with one point of contact every step of the way

Delivered at a time to suit you - in as little as 3 days

Phone and onsite support with surveys and installation

ROOF WINDOWS

A choice of high-quality, market-leading roof windows and full glazing panel solutions are available and can be fitted into the roof system.





For more details ask a member of staff at your local Eurocell branch!

**equinox**<sup>®</sup>  
THE DIFFERENCE IS NIGHT & DAY

**equinox vega** | **GLAZED SOLUTIONS**

More light  
Equinox Vega features large glazed areas letting in more natural light for brighter, sunlit conservatories that give an impression of even more space.



100

101



BETTER VALUE  
THAN EVER



SAVE TIME



SAVE HASSLE



# ROOF STYLES

## HINTS & TIPS

COMPATIBLE WITH  
ALL ROOF STYLES

- Victorian
- Edwardian
- Gable-ended
- P-shaped
- Lean-to

EQUINOX IS ALSO  
SUITABLE FOR:

- Flat roofs
- Extensions
- Porches



VICTORIAN



EDWARDIAN



GABLE-ENDED



LEAN-TO



P-SHAPED

# DISCOVER MORE... INTERIOR PRODUCTS

SEE THE  
FULL RANGE  
IN THE INTERIOR  
PRODUCT  
SOLUTIONS  
CATALOGUE

## PRODUCT RANGE



WINDOW BOARDS



FINISHING TRIMS




GET YOUR  
COPY FROM  
BRANCH OR  
VIEW A DIGITAL  
VERSION AT  
EUROCELL.CO.UK



INTERNAL CLADDING



FLOORING



INTERIOR PRODUCTS



LOFT HATCHES



ROOMLINE



OVER 6000  
PRODUCTS  
IN BRANCH



210+ BRANCHES  
NATIONWIDE



PRODUCT EXPERTS  
IN EVERY BRANCH



FREE SURVEYS  
& QUOTATIONS



CLICK & COLLECT  
IN BRANCH



FREE ONSITE  
DELIVERY\*

CONSERVATORY ROOFS

Traditional conservatory roofs

- Compatible with all Eurocell systems, including Eurologik and most other window systems
- Adjustable ridge and eaves beam providing a pitch range of 2.5° up to 45°
- One standard capping for 25mm, 32mm polycarbonate and 24mm glass
- Foam ridge sealing assembly
- The ridge cap with finial and cresting is fitted before the polycarbonate
- Lead flashing channel on the starter bar and flashing trim
- Easy to fit bolt on jack rafters
- Adhesive polycarbonate support trim
- Lusso orangery-style internal finish also available



FREE  
QUOTATION - ASK  
IN-BRANCH FOR  
DETAILS



Conservatory roof system

Eurocell’s conservatory roof system is designed to eliminate common problems experienced by installers at a price that doesn’t penalise you for wanting to fit the best.



ROOF STYLES  
HINTS & TIPS  
COMPLETE THE JOB



**RAINWATER SYSTEMS**  
Take a look at the range on page 126

**BI-FOLD & PATIO DOORS**  
Find out more in our Door & Window catalogue

**POLYCARBONATE SHEETS**  
Choose from our range of polycarb on page 114

**COMPOSITE DECKING**  
See our full range in our Outdoor Living catalogue

Stunning styles to suit all homes



VICTORIAN




EDWARDIAN



GABLE-ENDED



LEAN-TO



P-SHAPED

Roof Glass Colour Options



CLEAR



BLUE



NATURAL



AQUA



BRONZE

# Luma Flat Rooflight


Our new aluminium flat rooflight is designed for now and for future with low-carbon heating and world-leading levels of energy efficiency.

Luma is built to withstand everything the British weather can throw at it.

Suitable for multiple projects, such as existing or new flat roof extensions, garage conversions, new builds, garden rooms and more.

## Made-to-measure.

Available in square and rectangular designs.



Max glass area 2.5sqm

## FRAME COLOURS



**MATT BLACK**  
RAL 9005



**WHITE**  
RAL 9003



**ANTHRACITE GREY**  
RAL7016



**ANY RAL COLOUR**  
SPRAYED <sup>2</sup>

## GLASS OPTIONS



**NEUTRAL TINTED**



**BLUE TINTED**



## Weather-resistant powder-coated frame

The aluminium frame is powder coated for durability and has a UV-resistant, weather-tight seal.



## Tinted laminated glass options

Tinted glass still allows the light to flood in but reduces uncomfortable glare from sunlight.



## Slimline modern profile with sleek seamless glazing


Exclusive to Luma

## Easy to install and delivered straight to site

Complete the job quickly, with no fuss and no mess.

### 2-5° installation pitch

Flexible installation options to minimise pooling of water.<sup>4</sup>



**Quotes in under 1 hour**

There's no waiting around. Just call, drop us an email or fill in the [contact form](#) on our website to request a quote, and we'll respond within an hour.<sup>5</sup>



**Lead times to suit you**

Tell us when you need the products to be on site, and we'll ensure they're there at the right time.



**Order checking**

Our orders are thoroughly checked prior to delivery, allowing you to get on with installing Luma right away.



**Technical support line**

Luma flat rooflights are easy to install, but if you need help, ask our experts at your local Eurocell branch or call us on 0333 005 6525.

<sup>4</sup>. Installation at 5° pitch is recommended

<sup>5</sup>. Applies within normal office working hours: Mon-Fri 8.30 - 17.00

# illuminate your world

## Luma aluminium flat rooflights

## Made-to-measure. Easy to install.



**Rigid slimline aluminium profile**  
The visible framework is minimised, and daylight is maximised.



**Secured from the inside**  
Fixed from the inside for added security.



**Double or Triple glazed options**  
Laminated high performance self-cleaning glass.



**Excellent energy efficiency**  
Thermally broken frame and U-values as low as 0.9.<sup>3</sup>



**10-year guarantee**  
For peace of mind.

## Order in-branch or online

[eurocell.co.uk/luma](https://eurocell.co.uk/luma)

<sup>1</sup>. Subject to maximum glass area of 2.5m<sup>2</sup> (double-glazed) / 2m<sup>2</sup> (triple-glazed). May also be subject to Eurocell's handling restrictions.

<sup>2</sup>. Extended lead times apply

<sup>3</sup>. U-values of 1.3 W/m<sup>2</sup>K for double and 0.92 W/m<sup>2</sup>K for triple-glazed.

# eurocell

SKYPOD  
LANTERN ROOF

- **Skypod** is available in a wide range of sizes and styles, so you can create a lantern roof that complements the individuality of your home
- Skypod is suitable for a wide range of projects such as flat-roofed extensions, orangeries, new builds, kitchen-diners and garage conversions
- **Enjoy larger glass areas**  
With its clean lines and sleek looks, a Skypod lantern roof will add real height and volume to your room. And thanks to a no side rafter option, you can enjoy unimpeded views
- **An energy efficient solution**  
Skypod can achieve exceptional U-values as low as 1.0\* – this helps minimise heat loss, meaning that you can save money on your heating bills



SKYPOD






Pitched lantern roofs

DELIVERED  
IN 5 WORKING  
DAYS - ORDER  
ONLINE  
TODAY!

WHY CHOOSE  
SKYPOD?

Great looks, energy efficient, easy installation and a more cost-effective solution than conservatory roof systems or aluminium skylights - Skypod brings a stylish new living space that's flooded with natural light.



	Fast, accurate installation		U-values as low as 1.0*
	A choice of frame and glass colours		Designed for superior performance
			Cheaper than aluminium alternatives




# Skypod Lantern Roof







### Aspirational living spaces

Create an impressive feature on smaller flat roofs and maximise natural light in your home.








### SKYPOD FRAME COLOURS

					
WHITE White interior	ANTHRACITE GREY White interior	ANTHRACITE GREY* Anthracite interior	MOONDUST GREY White interior	ROSEWOOD White interior	GOLDEN OAK White interior

### SKYPOD PLUS FRAME COLOURS

				
MATT BLACK White interior	MATT BLACK Black interior**	GREY White interior	GREY Grey interior**	WHITE White interior

### GLASS COLOURS

		
BLUE	NEUTRAL	BRONZE
		
AQUA	CLEAR	

Additional colours and specifications are made to order on extended lead times

skypod

skypod plus


Available in fixed 20° pitches



No 'side-bars' needed on sizes up to 1.5m x 2.75m



Up to 1.5m x 7.45m



Up to 2.75m x 8.7m



Up to 2.75m x 2.75m



Up to 1.5m x 1.5m

Note: Design will vary dependent on size. All Skypod lantern roofs are made-to-order, and you will receive a design to sign-off before the item goes into production.

skypod plus

PREMIUM LANTERN ROOFS



	
MATT BLACK White interior	MATT BLACK Black interior
	
GREY White interior	GREY Grey interior
	
WHITE White interior	WHITE Grey interior

WITH ALUMINIUM RAFTER TOP CAPS.  
AVAILABLE IN BLACK, WHITE & GREY.

Skypod Plus is an addition to the successful Skypod range. Building on the existing purpose designed thermally broken aluminium ridge and ring beam, Skypod Plus now offers aluminium rafter top caps powder coated in smooth grey and white, to sit alongside the existing black. This means the whole of the external face offers stunning architectural aesthetics. All internal bars are capped in the conventional way with PVC-U and are available in white, grey or black finish.

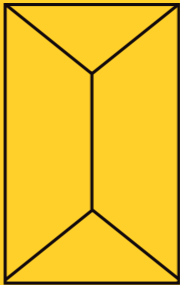
Skypod Plus is available in 2 or 3 bar options and square shaped. The system has a fixed roof pitch of 20° and is supplied in a choice of five self-cleaning, temperature controlling glass options, with a centre pane U-value of 1.0W/m²K achievable.

The contemporary and balanced aesthetics on Skypod Plus have been achieved by avoiding the use of bulky end caps, crestings and finials, which are incorporated into lantern roofs when using standard conservatory components.

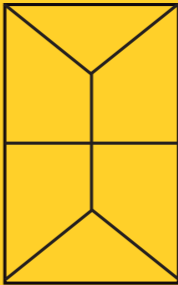


SKYPOD PLUS STYLE & SIZE OPTIONS

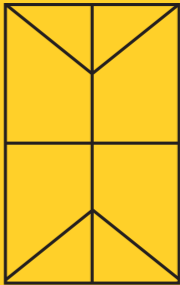
Available  
in 20°  
fixed pitch




No 'side-bars'  
needed on sizes up  
to 1.5m x 2.75m



Up to  
1.5m x 7.45m



Up to  
2.75m x 8.7m



Up to  
2.75m x 8.7m



Up to  
1.5m x 1.5m

Find out more at [eurocell.co.uk/skypodplus](http://eurocell.co.uk/skypodplus)

\* Black and grey internal finishes on Skypod Plus are produced by a spraying process

ROOF GLAZING

Standard and bespoke polycarbonate, and roof panel ranges

POLYCARBONATE SHEETS ARE A GREAT ALTERNATIVE TO GLASS

- Ready to use
- Mould resistant
- Suitable for a wide variety of applications including conservatory roofs
- Lightweight and excellent impact resistance
- Weather and UV resistant
- Superb thermal insulation



POLYCARBONATE SHEETING

Multiwall Polycarbonate is an extensive range of sheeting in various thickness and sizes.

Multiwall Polycarbonate is co-extruded with a full UV protection layer offering high levels of impact resistance. The energy saving, lightweight sheeting is ideal for use in conservatories, canopies, curved roof lights and much more. Our standard range includes 10mm Twin Wall Polycarbonate and 16mm, 25mm and 32mm Multiwall Polycarbonate. A bespoke range of sizes can also be ordered in branch.


Multiwall Polycarbonate is the most widely used form of polycarbonate, often used for conservatories and lean-to roofs. The various layers it's made up from provides superb thermal insulation, also providing relatively good sound insulation. For Timber supported roofs we would recommend 10mm to 25mm polycarbonate, whereas 16mm to 35mm polycarbonate for self-supporting roofs.

		Light Transmission (%)	
Thickness	U-Value (W/m2k)	Clear	Opal
10mm Twinwall	3.2	82	40
16mm Multiwall	2.4	77	42
25mm Multiwall	1.4	62	28
32mm Multiwall	1.3	63	33

You can also use polycarbonate for other glazing requirements. Some examples include sport shelters, bike racks and security barriers. This demonstrates the versatility of polycarbonate sheets.

POLYCARBONATE POPULAR SIZES

Polycarbonate Sheet Clear 10mm



Code	Size	Colour
PC10-C1050X3000	1050 x 3000 mm	Clear
PC10-C700X3000	700 x 3000 mm	Clear
PC10-C1050X4000	1050 x 4000 mm	Clear
PC10-C700X4000	700 x 4000 mm	Clear

Polycarbonate Sheet Opal 10mm



Code	Size	Colour
PC10-O1050X3000	1050 x 3000 mm	Opal
PC10-O700X3000	700 x 3000 mm	Opal
PC10-O1050X4000	1050 x 4000 mm	Opal
PC10-O700X4000	700 x 4000 mm	Opal

Multi wall polycarbonate sheet 16mm




Code	Size	Colour
PC16-C700X3000	700 x 3000 mm	Clear
PC16-C700X4000	700 x 4000 mm	Clear
PC16-C1050X3000	1050 x 3000 mm	Clear
PC16-C1050X4000	1050 x 4000 mm	Clear

Multi wall polycarbonate sheet 16mm



Code	Size	Colour
PC16-O1050X3000	1050 x 3000 mm	Opal
PC16-O700X3000	700 x 3000 mm	Opal
PC16-O1050X4000	1050 x 4000 mm	Opal
PC16-O700X4000	700 x 4000 mm	Opal



Clear polycarbonate

Choose clear twin-wall polycarbonate when maximum light transmission is required. Cut to size per M².


Code	Size
4MMPOLYCL	4mm
6MMPOLYCL	6mm
10MMPOLYCL	10mm
16MMPOLYCL	16mm
25MMPOLYCL	25mm
32MMPOLYCL	32mm
35MMPOLYCL	35mm



Bronze polycarbonate

Bronze polycarbonate has a tinted effect for protection from sun glare. Cut to size per M².


Code	Size
10MMPOLYBZ	10mm
16MMPOLYBZ	16mm
25MMPOLYBZ	25mm
32MMPOLYBZ	32mm
35MMPOLYBZ	35mm



Opal polycarbonate

Opal polycarbonate offers protection from sun glare, whilst providing extra privacy. Cut to size per M².


Code	Size
10MMPOLYOP	10mm
16MMPOLYOP	16mm
25MMPOLYOP	25mm
32MMPOLYOP	32mm
35MMPOLYOP	35mm



Bronze Opal polycarbonate

Multi-wall offers extra heat and noise insulation, whilst the bronze tint reduces sun glare. Cut to size per M².

Code	Size
25MMPOLYCL	25mm
32MMPOLYBZOP	32mm
35MMPOLYBZOP	35mm



Heatguard Opal polycarbonate

Heatguard reduces the solar transmission by up to 50%, making the room cooler and more comfortable. Cut to size per M².

Code	Size
25MMPOLYHEATOP	25mm
32MMPOLYHEATOP	32mm
35MMPOLYHEATOP	35mm



Solid Clear polycarbonate

Cut to size per M².

Code	Size
2MMSOLIDPOLYCL	2mm
3MMSOLIDPOLYCL	3mm
4MMSOLIDPOLYCL	4mm
5MMSOLIDPOLYCL	5mm
6MMSOLIDPOLYCL	6mm
8MMSOLIDPOLYCL	8mm
10MMSOLIDPOLYCL	10mm
12MMSOLIDPOLYCL	12mm

Breather Tape



Code	Size
AN03ADT38MM	33mm x33m (For 16mm Poly)
AN03ADT45MM	43mm x33m (For 25mm Poly)
AN03ADT55MM	55mm x33m (For 35mm Poly)

Waterproofing Tapes



Code	Size
AN03ST38MM	30mm x33m (For 16mm Poly)
AN03ST45MM	43mm x33m (For 25mm Poly)
AN03ST55MM	55mm x33m (For 35mm Poly)

Fixing Buttons



Code	Size	Colour	Pack qty
PGFBB10	10mm	Brown	10
PGFBB16	16mm	Brown	10
PGFBB25	25mm	Brown	10
PGFBW10	10mm	White	10
PGFBW16	16mm	White	10
PGFBW25	25mm	White	10
PGFBG10	10mm	Anthracite	10
PGFBG16	16mm	Anthracite	10
PBFBG25	25mm	Anthracite	10

Sheet Closure




Code	Size	Colour
ND10SCB	10mm x 5m	Brown
ND16SCB	16mm x 5m	Brown
ND25SCB	25mm x 5m	Brown
ND35SCB	32/35mm x 2.1m	Brown
ND35SCB2.5	32/35mm x 2.5m	Brown
ND35SCB5	32/35mm x 5m	Brown
SC10-W	10mm x 2.1m	White
ND10SCW	10mm x 5m	White
SC16-W	16mm x 2.1m	White
ND16SCW	16mm x 5m	White
ND25SCW2.1	25mm x 2.1m	White
ND25SCW	25mm x 5m	White
ND35SCW	32/35mm x 2.1m	White
ND35SCW2.5	32/35mm x 2.5m	White
ND35SCW5	32/35mm x 5m	White
ND10SCG2.5	10mm x 2.5m	Anthracite
ND10SCG.5	10mm x 5m	Anthracite
ND16SCG2.5	16mm x 2.5m	Anthracite
ND16SCG.5	16mm x 5m	Anthracite
ND25SCG.5	25mm x 2.5m	Anthracite
ND25SCG.5	25mm x 5m	Anthracite
ND35SCG	32/35mm x 2.1m	Anthracite
ND35SCG5	32/35mm x 5m	Anthracite


# Self Supporting Glazing System




Intermediate Bar



Wallplate




Glazing Options



Leg



Eavesbeam



Edge Bar

## Self Supporting Intermediate Bar

Code	Size	Colour
LSIB25B	2.5m	Brown
LSIB30B	3m	Brown
LSIB35B	3.5m	Brown
LSIB40B	4m	Brown
LSIB60B	6m	Brown
LSIB25W	2.5m	White
LSIB30W	3m	White
LSIB35W	3.5m	White
LSIB40W	4m	White
LSIB60W	6m	White
LSARTI20G	2m	Anthracite
LSARTI30G	3m	Anthracite
LSARTI40G	4m	Anthracite
LSARTI60G	6m	Anthracite

## Self Supporting Eaves Beam

Code	Size	Colour
SEB40B	4m	Brown
SEB40W	4m	White
SEB60B	6m	Brown
SEB60W	6m	White
LSARTEB3G	3m	Anthracite
LSARTEB4G	4m	Anthracite
LSARTEB6G	6m	Anthracite

## Self Supporting Leg kit

Code	Size	Colour
LEGEXTRA2.5	2.25m Leg - inc Fixings	White
LEGEXTRA2.5B	2.25m Leg - inc Fixings	Brown

## Self Supporting Edge Bar

Code	Size	Colour
LSBEB25	2.5m	Brown
LSBEB30	3m	Brown
LSEB35B	3.5m	Brown
LSBEB40	4m	Brown
LSBEB60	6m	Brown
LSEB25W	2.5m	White
LSEB30W	3m	White
LSEB35W	3.5m	White
LS32EB40W	4m	White
LSEB60W	6m	White
LSARTE20G	2m	Anthracite
LSARTE30G	3m	Anthracite
LSARTE40G	4m	Anthracite
LSARTE60G	6m	Anthracite

## Self Supporting WallPlate

Code	Size	Colour
LSLSWP30W	3m	White
LSLSWP51W	4m	White
LSLSWP61EW	6m	White
LSBLSWP30	3m	Brown
LSBLSWP40	4m	Brown
LSBLSWP51	6m	Brown
LSARTWP3G	3m	Anthracite
LSARTWP4G	4m	Anthracite
LSARTWP6G	6m	Anthracite

## Self Supporting Bar End Cap

Code	Colour
LSBIECAPB	Brown
LSBIECAPW	White

## Silirub PC

Silirub PC is a neutral low modulus silicone sealant specially developed for sealing and waterproofing on polycarbonate.


Clear




Code SILIRUBPCCL

- Does not cause stress cracking in nonprestressed acrylic glass (Plexiglas) and polycarbonate (Makrolon, Lexan).
- Colourfast and UV resistant
- Very low emission, EC1+ certified
- Permanently elastic after curing
- Slow skinning time
- Not paintable
- Not suitable for natural stone

# Rafter Support Glazing System





Aluminium F Section




Glazing Options



PVC F Trim



Sheet Closure



Rafter Bar



Waterproof and Breather Tape

## Rafter System Bar - Snapdown Bar

Code	Size	Colour
ND25STB25	2.5m (10-25mm Poly)	Brown
ND25STB30	3m (10-25mm Poly)	Brown
ND25STB40	4m (10-25mm Poly)	Brown
ND25STB50	5m (10-25mm Poly)	Brown
ND25STB60	6m (10-25mm Poly)	Brown
ND25STW25	2.5m (10-25mm Poly)	White
ND25STW30	3m (10-25mm Poly)	White
ND25STW40	4m (10-25mm Poly)	White
ND25STW60	5m (10-25mm Poly)	White
ND25STW51	6m (10-25mm Poly)	White
ND35STB25	2.5m (25-35mm Poly)	Brown
ND35STB3	3m (25-35mm Poly)	Brown
ND35STB4	4m (25-35mm Poly)	Brown
ND35STB6	6m (25-35mm Poly)	Brown
ND35STW25	2.5m (25-35mm Poly)	White
ND35STW3	3m (25-35mm Poly)	White
ND35STW4	4m (25-35mm Poly)	White
ND35STW6	6m (25-35mm Poly)	White

## Rafter System End Cap

Code	Size	Colour
ND25STECB	Snapdown End Cap Only (10-25mm)	Brown
ND25STECW	Snapdown End Cap Only (10-25mm)	White
ND25STECG	Snapdown End Cap Only (10-25mm)	Anthracite
ND35STECB	Snapdown End Cap Only (25-35mm)	Brown
ND35STECW	Snapdown End Cap Only (25-35mm)	White

## Rafter System Bar - PVC F Section

Code	Size	Colour
ND25SF1030W	10mm x 3m	White
ND25SF1040W	10mm x 4m	White
ND25SF1630W	16mm x 3m	White
ND25SF1640W	16mm x 4m	White

## Rafter System Bar - Aluminium F Section

Code	Size	Colour
ND10F1030B	10mm x 3m	Brown
ND10FB1040	10mm x 4m	Brown
ND10FB1050	10mm x 5m	Brown
ND10FB1060	10mm x 6m	Brown
ND10F1030W	10mm x 3m	White
ND10FW1040	10mm x 4m	White
ND10FW1050	10mm x 5m	White
ND10FW1060	10mm x 6m	White
ND10FG1030	10mm x 3m	Anthracite
ND10FG1040	10mm x 4m	Anthracite
ND10FG1060	10mm x 6m	Anthracite
ND10F1630B	16mm x 3m	Brown
ND10F1640B	16mm x 4m	Brown
ND10F1650B	16mm x 5m	Brown
ND10F1660B	16mm x 6m	Brown
ND10F1630W	16mm x 3m	White
ND10F1640W	16mm x 4m	White
ND10FW1650	16mm x 5m	White
ND10F1660W	16mm x 6m	White
ND10FG1630	16mm x 3m	Anthracite
ND10FG1640	16mm x 4m	Anthracite
ND10FG1660	16mm x 6m	Anthracite
ND10F2530B	25mm x 3m	Brown
ND10F2540B	25mm x 4m	Brown
ND10F2560B	25mm x 6m	Brown
ND10F2530W	25mm x 3m	White
ND10F2540W	25mm x 4m	White
ND10F2560W	25mm x 6m	White
ND10F2530G	25mm x 3m	Anthracite
ND10F2540G	25mm x 4m	Anthracite
ND10F2560G	25mm x 6m	Anthracite
ND10F3530G	35mm x 3m	Anthracite
ND10F3540G	35mm x 4m	Anthracite
ND10F3560G	35mm x 6m	Anthracite

## Silirub PC


Silirub PC is a neutral low modulus silicone sealant specially developed for sealing and waterproofing on polycarbonate.

Code SILIRUBPCCL

Clear

New

EASY, FAST  
AND SAFE  
INSTALLATION



Joint




# THE NEW EZ GLAZE

**EZ Glaze is an attractive and user-friendly solution for low pitch roof design, clear patio roofs and DIY polycarbonate roof panels. Offering a smart design, elegant glass-like appearance, low maintenance and sustainable performance, all in a fast easy to install system.**

The 3mm thick polycarbonate sheets fit directly over rafters with a high loading capacity. Simply fasten the panels to the supportive structure and join by overlapping with no need for glazing bars or joints.


FEATURES AND BENEFITS
Clear and elegant appearance
Minimal maintenance
UV Protection - blocks 99.9% of UV radiation
Greater hail resistance
High wind and snow load resistance
No need to climb on the roof to install

## EZ-Glaze 60 3mm clear




Code	Size
EZGLAZECLR25	688 x 2.5m
EZGLAZECLR3	688 x 3m
EZGLAZECLR35	688 x 3.5m
EZGLAZECLR4	688 x 4m
EZGLAZECLR6	688 x 6m

## EZ-Glaze 60 3mm breeze/blue



Code	Description
EZGLAZEBREEZE3	688 x 3m
EZGLAZEBREEZE35	688 x 3.5m
EZGLAZEBREEZE4	688 x 4m
EZGLAZEBREEZE6	688 x 6m

## EZ-Glaze 60 3mm grey



Code	Size
EZGLAZEGREY3	688 x 3m
EZGLAZEGREY4	688 x 4m
EZGLAZEGREY6	688 x 6m

## EZ-Glaze screw 50mm + washer 25mm



Code	Pack qty
EZGLAZESCREW25	25
EZGLAZESCREW50	50

## EZ Glaze wall connector



Code	Description
EZGLAZEWCNN2M	3/600 2M

## EZ Glaze foam



Code	Description
EZGLAZEFOAM	2/20 25M

EVOLUTION CANOPIES

A VERSATILE RANGE OF STYLISH CANOPIES PROVIDE ADDITIONAL SHELTER

- IDEAL FOR:
- Residential use
  - Car ports
  - Covered walkways
  - Patio/garden areas
  - Commercial use
  - Patio/garden areas



CONSERVATORY PVC-U PANELS

DON'T WANT TO BUILD A DWARF WALL, OR GO FOR A FULLY GLAZED CONSERVATORY?

- THEN CHOOSE  
PVC-U  
CONSERVATORY  
PANELS INSTEAD
- Low-maintenance
  - Perfectly colour-matched to windows and roof



COUNT  
ON OUR  
TRADE  
ACCOUNT



OUR TRADE ACCOUNT BENEFITS:

- **Exclusive trade pricing** so you're always guaranteed the best price
- **Trade credit available** for flexibility when you need it
- **Rapid setup**, your account and benefits live in just 15 minutes
- **Expert support** through a dedicated account manager



Sign up today.  
Get the benefits straight away.

# RAINWATER

## CONTENTS

Rainwater	127
Soil systems	142
Underground	144
Channel Drainage	147

# RAINWATER

High-quality rainwater systems, ideal for small and large scale projects

- Suitable for both domestic and commercial applications, we offer a range of guttering options
- High-capacity gutters and downpipes available, suited for larger commercial buildings
- Available in 6 guttering styles, including decorative cast iron effect

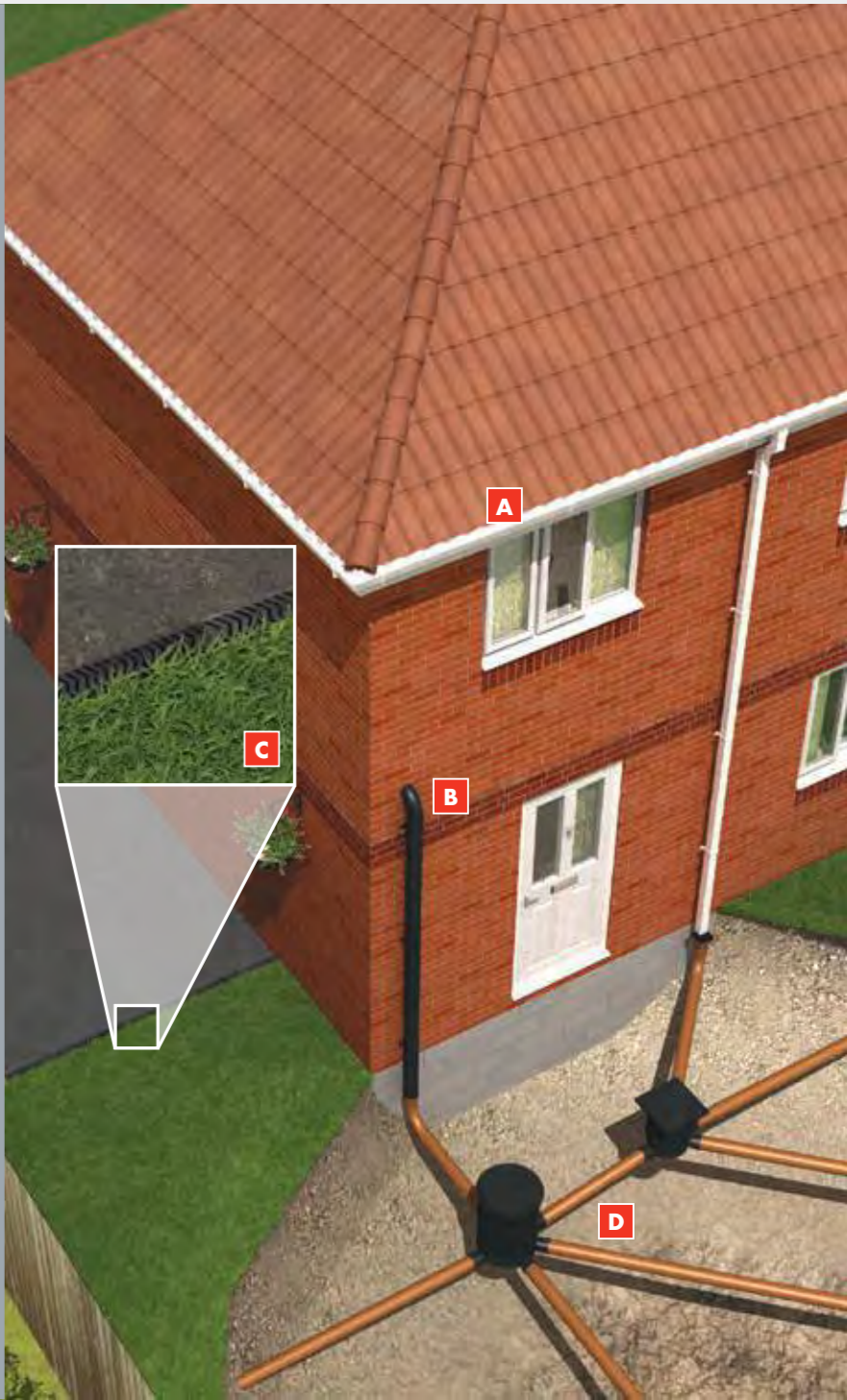
### EUROCELL OFFERS A FULL RANGE OF DRAINAGE SOLUTIONS

**A RAINWATER SYSTEMS**  
Suitable for both domestic and commercial applications, we offer a range of guttering options on page 128

**B SOIL DRAINAGE**  
See the range of components on page 142













**C CHANNEL DRAINAGE**  
Perfect for driveways, patios and plenty more applications. See page 147

**D UNDERGROUND DRAINAGE**  
We offer a 110mm system which can be found on page 144




SQUARE-LINE RAINWATER SYSTEM – 114MM


The square-line rainwater system has an easy clip design with rounded ends to ensure simple installation. The system is suited to residential applications, and is compatible with many other existing systems.

<div>AGS22m gutter</div> <div>AGS44m gutter</div> <div><div>2m lengths</div><div>4m lengths</div></div>	<div>AUS1Union bracket</div> <div></div>	<div>AKS1Fascia bracket</div> <div></div>	<div>AES1External stop end</div> <div></div>
<div>AES2Internal stop end</div> <div></div>	<div>AOS1Running outlet</div> <div></div>	<div>AOS2Stop end outlet</div> <div></div>	<div>ARSS1Squareline Rubber Seal Spare</div> <div></div>
<div>AAS190° angle</div> <div></div>	<div>AAS2135° angle</div> <div></div>	<div>AAS3120° angle</div> <div></div>	<div>AAS4150° angle</div> <div></div>


COLOUR OPTIONS - Light Oak available on request




W WHITE



BR BROWN



BL BLACK















AG ANTHRACITE

GUARANTEED 10 YEARS


GUARANTEED 5 YEARS

HALF-ROUND RAINWATER SYSTEM – 112MM


The half-round rainwater system has an easy-clip design with rounded ends ensuring simple installation. The system is suited to residential applications, and is compatible with many other existing systems.

<div>AG22m gutter</div> <div>AG44m gutter</div> <div><div>2m lengths</div><div>4m lengths</div></div>	<div>AU1Union bracket</div> <div></div>	<div>AK1Fascia bracket</div> <div></div>	<div>AE1External stop end</div> <div></div>
<div>AE2Internal stop end</div> <div></div>	<div>AO1Running outlet</div> <div></div>	<div>AO2Stop end outlet</div> <div></div>	<div>ARS1Half Round Rubber Seal Spare</div> <div></div>
<div>AA190° angle</div> <div></div>	<div>AA2135° angle</div> <div></div>	<div>AA3120° angle</div> <div></div>	<div>AA4150° angle</div> <div></div>


COLOUR OPTIONS




W WHITE



BR BROWN



BL BLACK



AG ANTHRACITE

GUARANTEED 10 YEARS

GUARANTEED 5 YEARS

OGEE RAINWATER SYSTEM 135MM

This system is ideal for use on larger residential buildings, smaller commercial premises and conservatory roof applications, as the system is sturdier due to the thick gutter extrusion.

DESIGNED TO AESTHETICALLY  
COMPLEMENT ANY PROPERTY



AGKO4

4m gutter

4m lengths

AAKO2

External angle 90°

AAKO4

External angle 135°

AAKO1

Internal angle 90°

AAKO3

Internal angle 135°

AOKO1

Running outlet

AUKO1

Union bracket

ADKS1

OG TO SQ adaptor LH

connects to square

ADKS2

OG TO SQ adaptor RH

connects to square

ADKR1

OG TO HR adaptor LH

connects to half round

ADKR2

OG TO HR adaptor RH

connects to half round

AKKO1

Fascia bracket

AKKO2

Top hung fascia bracket

AEKO1

External stop end LH

AEKO2

External stop end RH

PERFECT PARTNER

Klassic Ogee rainwater system perfectly complements our range of decorative OGEE FASCIA BOARDS

COLOUR OPTIONS - Light Oak available on request

W WHITE

BR BROWN

BL BLACK

AG ANTHRACITE

GUARANTEED 10 YEARS

GUARANTEED 5 YEARS

DEEP HIGH CAPACITY RAINWATER SYSTEM 114MM

This system is ideal for properties with large roof areas such as terraced / community housing and light commercial buildings.

AGD4

4m gutter



4m lengths

AUD1

Union bracket



AKD1

Fascia bracket



AOD1

Running outlet



AAD1

90° angle



AAD2

135° angle



AED1

External stop end




AED2


Internal stop end




COLOUR OPTIONS




W WHITE



BR BROWN



BL BLACK



AG ANTHRACITE

GUARANTEED 10 YEARS


GUARANTEED 5 YEARS

SQUARE DOWNPIPE RAINWATER SYSTEM

The square line downpipe has an easy to clip design with rounded ends to ensure simple installation. Suitable for Squareline and Ogee.

APS25


2.5m pipe



2.5m lengths

APS4


4m pipe



4m lengths

APS55


5.5m pipe



5.5m lengths


ABS1

90° bend




ABS2

112° offset bend




ABS3

Shoe




ASS1

Pipe socket




AYS1

112° branch




ACS1

Pipe clip




ACS2

Pipe clip (flush)




ADS2

Square to round adaptor




ADS1


Square to round adaptor




Square Access Points	
Code	Size
RXS1B	Access Pipe Square 65mm Black
RXS1BR	Access Pipe Square 65mm Brown
RXS1W	Access Pipe Square 65mm White
RXS1AG	Access Pipe Square 65mm A.Grey




COLOUR OPTIONS - Light Oak available on request




W WHITE



BR BROWN



BL BLACK



AG ANTHRACITE

GUARANTEED 10 YEARS

GUARANTEED 5 YEARS


ROUND DOWNPIPE RAINWATER SYSTEM

The round downpipe has an easy to clip design with rounded ends ensuring simple installation. Suitable for Half-Round, Ogee and Deep High Capacity guttering.

AP252.5m pipe

2.5m


lengths



AP44m pipe

4m


lengths




AP555.5m pipe

5.5m


lengths




AB190° bend




AB2112° offset bend




AB3Shoe




AS1Pipe socket



AY1112° branch




AC1Pipe clip



Round Access Points


Code	Size
RX1B	Access Pipe Round 68mm Black
RX1BR	Access Pipe Round 68mm Brown
RX1W	Access Pipe Round 68mm White
RX1AG	Access Pipe Round 68mm A.Grey




TRADE DISCOUNTS ARE AVAILABLE

- why not open an account in branch today?


COLOUR OPTIONS




W WHITE



BR BROWN



BL BLACK



AG ANTHRACITE

GUARANTEED 10 YEARS

GUARANTEED 5 YEARS


are u a trimmer?

SUPPLIER OF CHOICE

When you choose Easy-Trim, you're selecting a trusted partner committed to delivering high-quality, British-made construction and roofing solutions. Join the **Trimmer** community make the easy choice.

Easy-Trim Roofing & Construction Products Limited

Unit 12B, Metcalf Drive,  
Altham Industrial Estate,  
Altham, Lancashire,  
England, BB5 5TU

  
Tel: 01282 930680  
Email: sales@easy-trim.co.uk  
Web: www.easy-trim.co.uk

easy-trim  
Roofing & Construction Products

134

135

Brackets & Accessories

The system is suited to residential applications and is compatible with many other existing systems.

RF/  
HALF

Rise and Fall Bracket - Half Round

RF/  
DEEP

Rise and Fall Bracket - Deep High Capacity

RF/  
SQUARE

Rise and Fall Bracket - Square-Line

GGUA

Gutter guard  
10 x 500mm  
lengths (5m)

AHS1

Hopper

Gutter brush

FloPlast GutterBrush offers a low maintenance solution for keeping gutters free from debris. Available in black and white.

- Simple to install
- Will flex to fit virtually any shaped gutter system
- Prevents debris such as moss/leaves/twigs/ seeds from blocking the gutter
- Made from high quality Polypropylene filaments securely fixed into a flexible central rust-free stainless steel core
- Low maintenance

Glazing bars

Code	Description	Unit
GUTTERBRUSHBK	Gutter Brush Black 4m	Each
GUTTERBRUSHW	Gutter Brush White 4m	Each



ULTRA-FLEX HIGH PERFORMANCE LIQUID WATERPROOFING

**ULTRA FLEX**

**BEST SELLER**

**QUICKCURE**

**25** Years

**15Kg**

High Performance Liquid Waterproofing

Membrane imperméabilisante liquide

Membrane d'étanchéité liquide d'haute performance

High Performance Liquid Waterproofing

**New QUICK-CURE**  
Can be used to speed up the curing process and **COMPLETE THE JOB IN 1 DAY!**

FEATURES & BENEFITS

Ultra Flex is a single component liquid that cures through moisture contact and therefore is used directly from the container with no requirement for additional additives.

It is ideal for	Benefits include
New roofs	Pre-mixed
Repair or refurbishment of existing roofs	Excellent adhesion to most surfaces
Flat & low pitched roofs	Early rain resistance
Complex detailing	Cold weather application
Box Gutters and Valleys	Easy wet-on-wet application
	Easy to use with detail and awkward areas
	Flame/heat free application
	Highly elastomeric
	Reinforced & seamless
	From small domestic to large commercial roofs
	Balcony systems available

**Guarantees**  
available from  
**15 to 25 years**

# COMMERCIAL RAINWATER SYSTEM














150mm

- Designed to handle large volumes of water with ease, as the outlet design encourages a vortex effect for greater water flow down the pipe



## COMMERCIAL RAINWATER SYSTEM (170MM)

Designed to handle large volumes of water with ease, as the outlet design encourages a vortex effect for greater water flow down the pipe. The Commercial system is suited to commercial or large domestic housing projects.

<b>AG46BL</b> 4m gutter 	<b>AA16BL</b> 90° angle 	<b>AE16BL</b> External stop end 	<b>AE26BL</b> Internal stop end 
<b>AK16BL</b> Fascia bracket 	<b>AO16BL</b> Running outlet 	<b>AU16BL</b> Union bracket 	<b>EDSBD135B</b> 135° offset bend top 
<b>EDSBSS135B</b> 135° offset bend bottom 	<b>SPCDB</b> Pipe clip 	<b>AHS16BL</b> Hopper 	<b>COLOUR OPTIONS</b>  BK BLACK Grey also available on request
<b>SPS3M</b> 3m soil pipe (single socket) 			

**TRADE DISCOUNTS ARE AVAILABLE**

- why not open an account in branch today?



# CAST IRON EFFECT GUTTERING

A stylish range of guttering and downpipe products

## A DECORATIVE EFFECT THAT COMBINES THE LOOK OF A TRADITIONAL CAST IRON SYSTEM

- Quick to install and ready to fit without the need for painting or protective coatings
- Reduced total installation cost. (No metal primer, spanners, paint, or disc cutters required)
- Durable and long-lasting finish without the need to apply corrosion control traditionally used with cast iron systems
- UV stabilised to protect against colour fade
- Lightweight construction for easy handling, assembly and installation
- Stylish and functional, making the range suitable for new build and residential projects



# CAST IRON EFFECT 112MM PVC-U

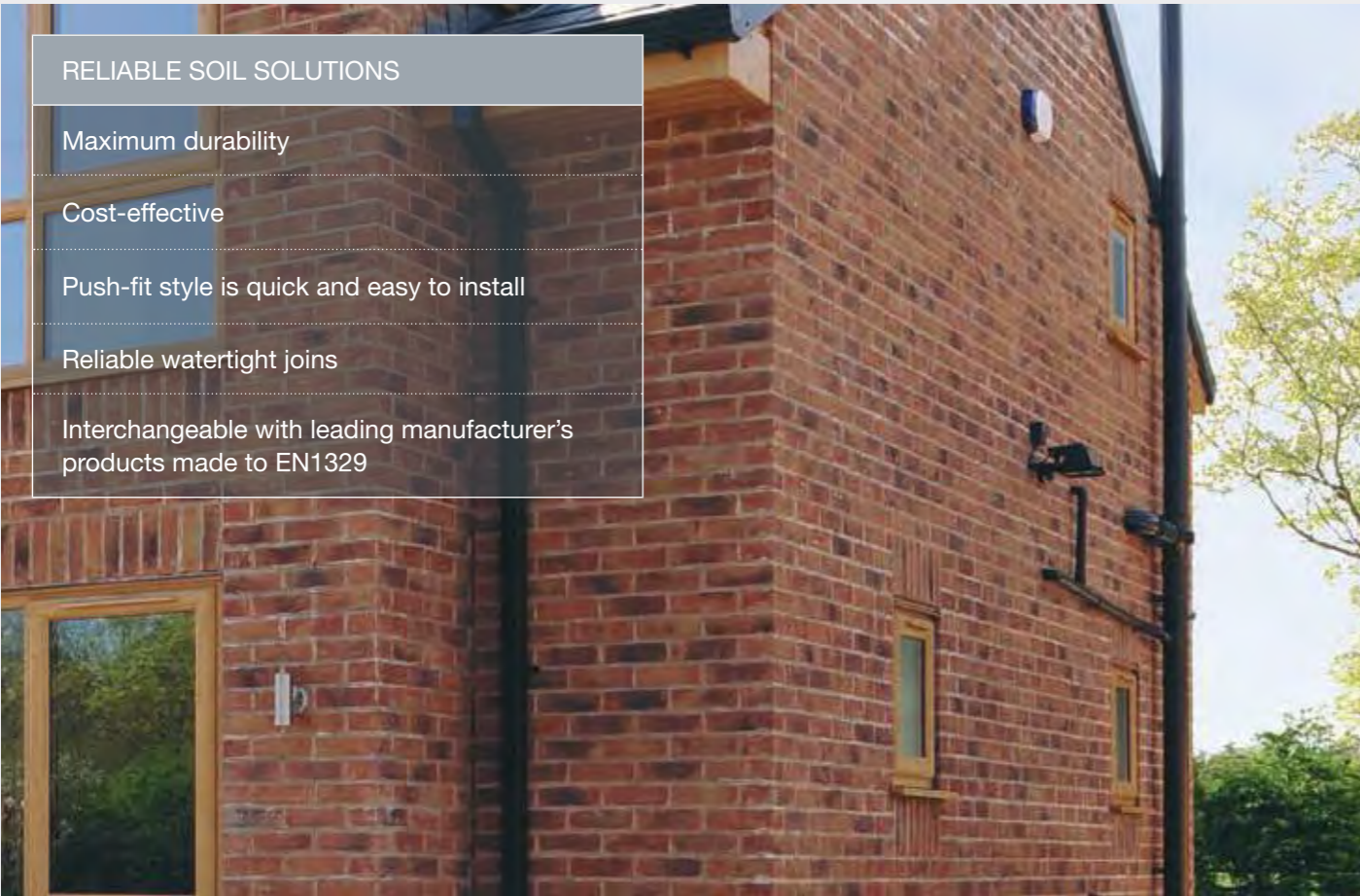
The Cast Iron Effect System offers a high capacity rainwater solution while still benefiting from the timeless appearance of a Cast Iron Effect rainwater system. Its deep semi-elliptical profile means it can be used on most domestic applications.

<b>AG4KI</b> Polyflow 4m gutter 	<b>AU1KI</b> Union bracket 	<b>AA1KI</b> 90° angle 	<b>AA2KI</b> 135° angle 
<b>AO1KI</b> Running outlet 	<b>AE1KI</b> External stop end 	<b>AK1KI</b> Fascia bracket 	<b>AA3KI</b> 120° angle <b>AA4KI</b> 150° angle  

# CAST IRON EFFECT DOWNPIPE SYSTEMS PVC-U

The Elegance range is designed in such away that each profile system in the range utilises a common downpipe.

<b>AP25KI</b> Downpipe 2.5m 	<b>AHS1KI</b> Decorative hopper 	<b>AS1KI</b> Pipe socket 	<b>AB3KI</b> Shoe 
<b>AB1KI</b> 90° bend 	<b>AB2KI</b> 112° offset bend 	<b>AY1KI</b> 112° branch 	<b>AC1KI</b> Pipe clip 




- RELIABLE SOIL SOLUTIONS
- Maximum durability
- Cost-effective
- Push-fit style is quick and easy to install
- Reliable watertight joins
- Interchangeable with leading manufacturer's products made to EN1329

110MM SYSTEM IDEAL FOR DOMESTIC AND COMMERCIAL APPLICATIONS


SPE3MB

Plain 3m Soil Pipe in black




SPS3M

3m soil pipe (single socket)  
Black (B) White (W)




EDSCB

Double socket coupling




SPCDB

Pipe clip



SSOBB

Strap boss



EDSBSS135B

135° soil bend (sgl socket)



EDSBSS92.5B

92.5° soil bend (sgl socket)



SAFB

92.5° angle access bend (dbl socket)



EDSBDS92.5B

92.5° soil bend (dbl socket)



EDSBR92.5B

92.5° soil branch (double Socket)



EDSBRT135B

135° soil branch (triple socket)



SAFTB

92.5° access branch (triple socket)



EDSBR135B

135° soil branch (dbl socket)



EDSBRT92.5

92.5° degree soil branch (triple socket)



EDSBR135B

135° soil branch (double socket)



SSBPB

Soil boss pipe



SVC

Soil vent cage  
Black (B) White (W)



SWC

Soil weathering collar  
Black (B) White (W)



AV110BL

Air admittance valve





GREAT VALUE, MAINTENANCE-FREE UNDERGROUND DRAINAGE

Easy to lay


Flexible – to accommodate normal ground movement

Adaptable – connects to existing drainage systems

Suitable for commercial and residential installations

Available in 82mm, 110mm, 160mm diameters

110MM SYSTEM (160MM SYSTEM AVAILABLE TO ORDER - ASK FOR DETAILS)



Plain ended pipe

Code	Size
UGP3M	110mm x 3m
UGP6M	110mm x 6m

EDUC

110mm coupler double socket



KPSL1000

Soluble Lubricant



EDUBSS87.5

110mm 87.5° bend single socket



EDUBSS45

110mm 45° bend single socket



EDUBSS30

110mm 30° bend single socket



EDUBSS15

110mm 15° bend single socket



EDUBDS87.5

110mm 87.5° bend double socket



EDUBDS45

110mm 45° bend double socket



EDUBDS30

110mm 30° bend double socket



EDUBDS15

110mm 15° bend double socket



UGB87.5RB

110mm 87.5° rest bend double socket



UGLRB87.5

110mm 87.5° long radius bend plain ended



AB01 - 0-45°

110mm 0 - 45° adjust bend double socket



AB02 - 0-90°

110mm 0-90° adjust bend double socket



EDUJDS87.5

110mm 87.5° equal junction double socket



EDUJDS45

110mm 45° equal junction double socket



EDUJTS87.5

110mm 87.5° equal junction triple socket



EDUJTS45

110mm 45° equal junction triple socket



UGAP5

110mm socket plug



UGG4

110mm back inlet bottle gully



UGG6

110mm bottle gully













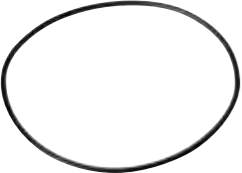





UGG46EXT

110mm raising piece for bottle gully



Underground Drainage

<div>UGG3</div> <div>110mm lowback "P" trap</div> <div></div>	<div>UGG1</div> <div>110mm universal gully trap</div> <div></div>	<div>UGH1</div> <div>110mm hopper inc square plastic grid</div> <div></div>	<div>UGH3</div> <div>110mm rectangular hopper</div> <div></div>
<div>UGAF6</div> <div>110mm 45° rodding eye terminal socket</div> <div></div>	<div>ADS6BL</div> <div>110mm universal drain adaptor</div> <div></div>	<div>JCA02</div> <div>Flexicon universal drain coupler 100-115mm</div> <div></div>	<div>UGMBS</div> <div>320mm chamber base</div> <div></div>
<div>UGRS</div> <div>320mm riser for chamber base c/w seal</div> <div></div>	<div>UGMC1PLSQ</div> <div>320mm square PP cover &amp; frame</div> <div></div>	<div>UGMBL</div> <div>460mm chamber base 110mm outlets</div> <div></div>	<div>UGRL</div> <div>460mm riser 215mm</div> <div></div>
<div>ED470SEAL</div> <div>460mm seal for riser</div> <div></div>	<div>MCCRPLSQ</div> <div>460mm PP cover &amp; 65mm deep frame</div> <div></div>	<div>MCCRPL</div> <div>460mm cover &amp; frame A rated</div> <div></div>	<div>UGMC1PL</div> <div>320mm cover &amp; frame</div> <div></div>

Channel Drainage

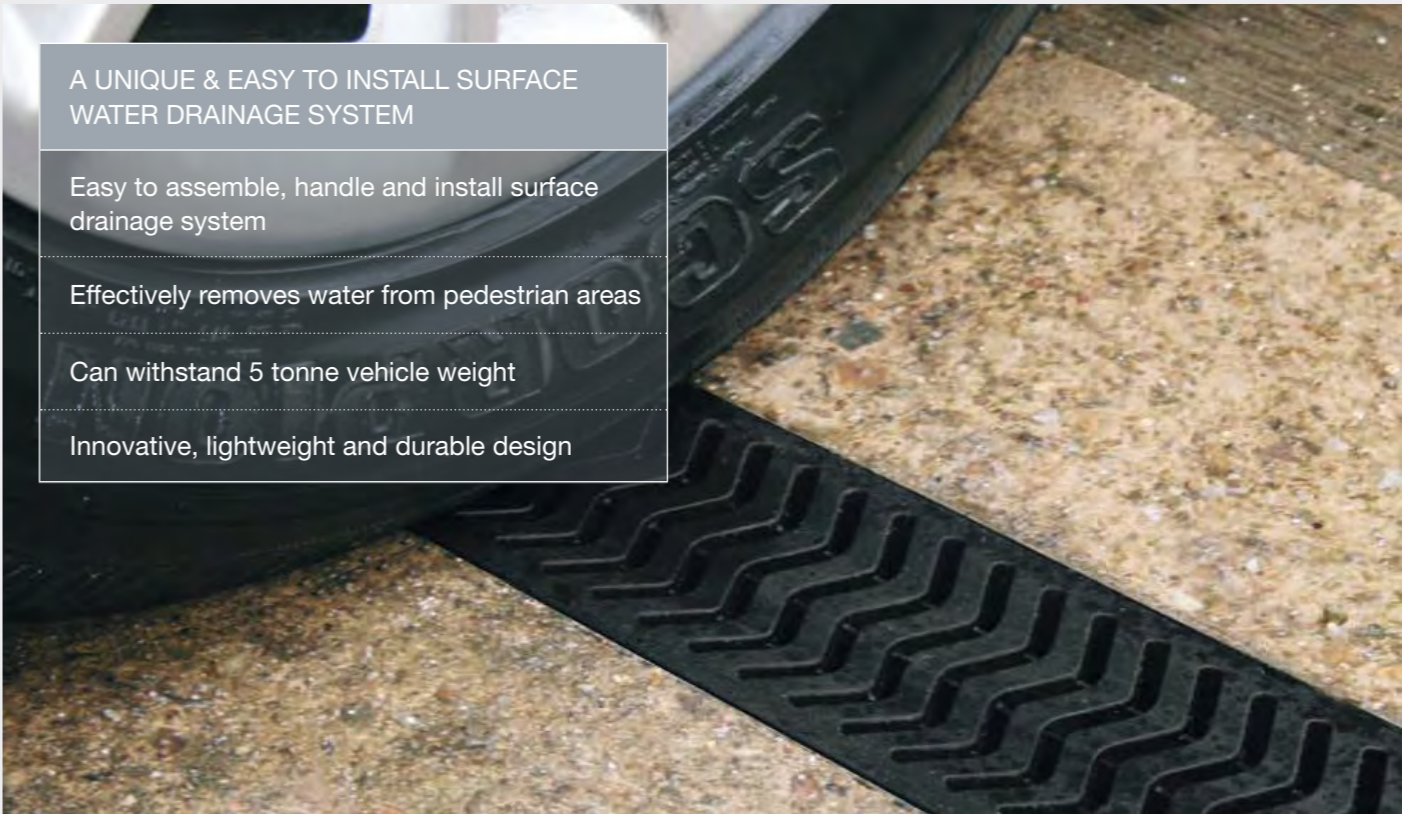
A UNIQUE & EASY TO INSTALL SURFACE WATER DRAINAGE SYSTEM

Easy to assemble, handle and install surface drainage system

Effectively removes water from pedestrian areas

Can withstand 5 tonne vehicle weight


Innovative, lightweight and durable design



KCD5T

1m channel drainage





Applications

- Driveways
- Patios
- Garage entrances
- Thresholds

ACCESSORIES

<div>KCD90</div> <div>Channel drain quad connector 118 x 118mm</div> <div></div>	<div>KCDSE5T</div> <div>Channel Stop End</div> <div></div>	<div>KCDOUTLET</div> <div>Channel Drain Outlet</div> <div></div>
---	---	---


**12°  
CAN NOW BE FITTED  
AT 12° ROOF PITCH!**

*Made for each other*

also ideal for:



modular homes



outdoor living



self-build



listed & conservation



...and don't forget to enquire about our TapcoSlate Classic, purpose-built roofing accessories – they make completing the job so much easier!

## There's no better choice for your conservatory roof than market-leading TapcoSlate Classic!

- Lightweight – as low as 12kg per m<sup>2</sup>
- BRE testing for wind-driven rain found TapcoSlate Classic to perform much stronger than all equivalent materials tested
- No breakages – will not crack, split or break if dropped or walked upon
- Authentic slate appearance – combines the beauty of slate with modern technology
- Fully tested to BBA Standards, including fire, wind, driven snow & rain, and water absorption
- 40-year warranty!
- Easy to install with pre-marked nailing and exposure guides, plus horizontal spacers
- Easily cut with a fine-toothed saw or sharp utility blade
- Random Edges and patterns with constant colour throughout each slate
- Wide choice of colours to match existing structures or to add a little more pizzazz to your conservatory



eurocell.co.uk



**MADE & RECYCLED  
IN THE UK**

**eurocell**