

# EUROCELL COLOUR RANGE

*colours in demand*



**eurocell**





# CONTENTS

MADE TO ORDER COLOUR CHART	4
LOGIK – OVOLO	6
LOGIK – CHAMFERED & FLUSH	7
MODUS	8
CHARISMA	9
SYNCRO	10
ASPECT	11
COMPOSITE DOOR FRAMES	12
CONSERVATORIES	13
SKYPOD	14
LUMA	15

## A colourful *view awaits*

As the trend towards coloured window frames continues to increase in popularity, we’re committed to helping you meet customer demand.

Each of our profile systems are available in a range of the most popular colours, from the traditional and timeless elegance of White and Golden Oak, contemporary cool greys and calming neutrals in smooth and woodgrain finishes.

Our fully stocked colour range includes cills and ancillaries and is available for delivery on your next order, helping you keep one step ahead of the competition. A selection of colour options are also available foiled on both sides to allow customers to blend their interior with their exterior and also have a choice of substrate colour.

We also guarantee colour matching across all of our PVC-U products. So if you’re looking for colour perfection, you can rely on Eurocell.

Image on front cover is Logik Chamfered Stone Grey




# 36 COLOUR OPTIONS

Our range of 36 colours has been carefully chosen to create four stunning collections that will allow you to offer both traditional and modern colour options to your customers.

To support you in offering a fast and efficient service, the most in demand colours are available from stock on your next order, and all other foil colours can be made to order in 20 days.

## Monochrome range



## Neutrals range



MADE TO  
ORDER  
OPTIONS IN  
**20** DAYS

## Timber range




## Traditional range



## Substrate options

The substrate available for each foil are shown in this way on the following pages



\* Black Ash on brown substrate is excluded from our standard Eurocell profile guarantee  
P1 = Premium 1 – White Ash / Cream Foil – have a 3% pricing uplift on standard foils  
P2 = Premium 2 – Anteak / Irish Oak / Grey Base – have a 7% uplift on standard foils  
All others foils fall into standard category



Logik Chamfered Stone Grey

## Exclusive style

Our two new exclusive colours Silk Grey and Stone Grey are warm neutral shades that complement almost any style and colour building. The heavy woodgrain texture enhances the warmth of the shades beautifully and adds a touch of elegant character.

Here at Eurocell we are committed to developing a range of colour propositions that are reflective of the latest style trends and allow you to delight customers by meeting their requirements.



Logik Chamfered Silk Grey

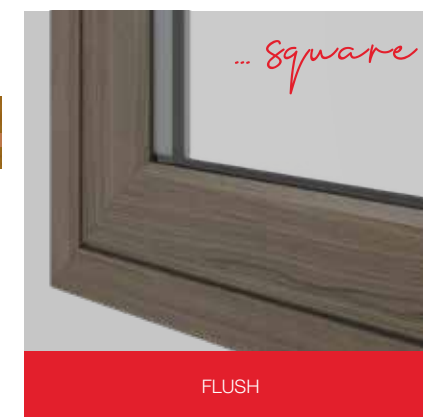


# LOGIK

It's no surprise that our Logik system is top of the list for more and more fabricators, with three profile styles to suit any building.

The 70mm front-to-back dimension allows easy replacement of old timber window and door frames along with energy-efficient performance and classic looks.


## Profile Styles




## Ovolo

**98%** OF OUR LOGIK OVOLO SALES DEMAND COMES FROM OUR STOCKED COLOURS RANGE

### From the Monochrome range




### From the Neutrals range



### From the Traditional range



### From the Timber range




**Profile exceptions**  
EWS7701 only available on white and brown substrate / EWS7708 only available on white substrate. EWS135 only available on white substrate.  
Grey substrate not available.

## Chamfered & Flush


### From the Monochrome range



### From the Neutrals range



### From the Timber range



### From the Traditional range



**97%** OF OUR LOGIK CHAMFERED & FLUSH SALES DEMAND COMES FROM OUR STOCKED COLOURS RANGE

**Profile exceptions**  
EWS7001 only available on white and brown substrate / EWS7008 only available on white substrate  
EWS135 only available on white substrate

**18**  
COLOUR  
OPTIONS  
FROM STOCK




# MODUS

11  
COLOUR  
OPTIONS  
FROM STOCK

## From the Monochrome range



## From the Neutrals range



## From the Timber range




Profile exceptions  
EWS135 only available on white substrate

92% OF OUR MODUS SALES  
DEMAND COMES FROM OUR  
STOCKED COLOURS RANGE

Modus boasts the sleek and contemporary style that today's customers demand, combined with slimmer sightlines and optimum energy efficiency, Modus offers a genuine alternative to aluminium and timber products.

The fully integrated system offers ultimate flexibility with eight different window and door types from a single system.



# CHARISMA

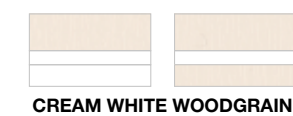
5  
COLOUR  
OPTIONS  
FROM STOCK

## Traditional period look

### From the Monochrome range



### From the Neutrals range



Profile exceptions  
EWS135 only available on white substrate

91% OF OUR CHARISMA SALES  
DEMAND COMES FROM OUR  
STOCKED COLOURS RANGE

Our premium vertical sliding window system enables you to offer customers the sophisticated style of the Georgian era, with all the performance benefits of modern PVC-U technology.

From townhouses to country cottages, Charisma combines the traditional period look with modern thermal efficiency performance, approved security standards and a sophisticated mechanism for easy cleaning and ventilation.

The easy-to-install window system enables you to add real character to your customers' homes, without compromising on performance.



## SYNCRO



The Syncro sliding patio door system opens up a world of possibilities, beautifully coordinating the latest interior and exterior design trends.

With the largest opening sizes available, triple-glazing capability, a choice of grey or brown substrate and soft close options, Syncro's performance is undoubtedly way ahead of other PVC-U patio doors on the market.


**10**  
COLOUR  
OPTIONS  
FROM STOCK

**90%** OF OUR SYNCRO SALES  
DEMAND COMES FROM OUR  
STOCKED COLOURS RANGE

### From the Monochrome range



### From the Timber range



**Profile exceptions**  
EWS135 only available on white substrate



## ASPECT




**13**  
COLOUR  
OPTIONS  
FROM STOCK

The Aspect bi-fold door system allows you to make great looking concertina doors that seamlessly connect outdoor and indoor spaces.

Perfect for new-build and refurbishment projects, these designer folding doors are always high on the list for developers looking to create attractive, modern openings. They're versatile enough to create a glass wall up to six metres wide, with anything from two to six-panel doors and smooth, simple openings thanks to the bottom and top rail hardware mechanism.


**86%** OF OUR ASPECT BI-FOLD SALES  
DEMAND COMES FROM OUR  
STOCKED COLOURS RANGE



### From the Monochrome range



### From the Timber range



### Neutrals range



### Hardware colours



**Profile exceptions**  
EWS135 only available on white substrate

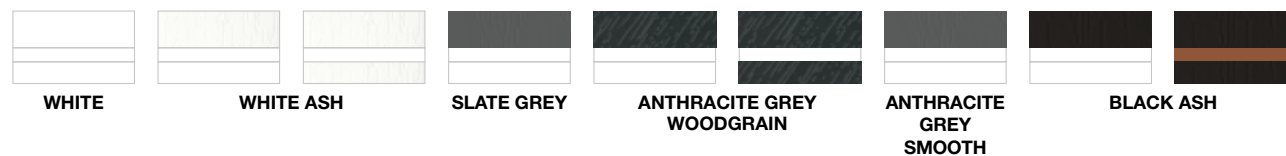


## COMPOSITE DOOR FRAMES




**17**  
COLOUR  
OPTIONS  
FROM STOCK

### From the Monochrome range



### From the Neutrals range




### From the Traditional range



### From the Timber range



Our door frames allow you to perfectly colour match with our window systems for a seamless look that customers will love.



Profile exceptions  
EWS135 only available on white substrate

**99%** OF OUR DOOR FRAME SALES  
DEMAND COMES FROM OUR  
STOCKED COLOURS RANGE

## CONSERVATORY ROOFS



**9**  
COLOUR  
OPTIONS  
FROM STOCK


### From the Monochrome range



### From the Timber range



### Polycarbonate colours




### Glass colours



Profile exceptions  
EWS135 only available on white substrate

**98%** OF OUR CONSERVATORY ROOF  
SALES DEMAND COMES FROM  
OUR STOCKED COLOURS RANGE



Our complete conservatory range provides fully compatible conservatory profiles, roof systems and high-performance doors and windows to allow you to provide an end-to-end service. Whether it's a traditional style, or a modern contemporary look our range of stocked colours allow you to achieve a quick turnaround whatever the style.





## SKYPOD

**5**  
COLOUR  
OPTIONS  
AVAILABLE

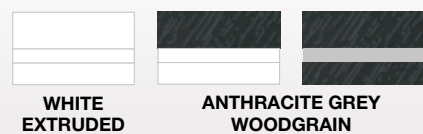
SKYPOD IS A MADE  
TO ORDER PRODUCT

Skypod lantern roofs provide an innovative alternative to aluminium skylights or conservatory roof systems that are a beautifully cost-effective way to add height and space to a room.


They're versatile enough for most situations, with a range of sizes, colours and finishes and don't just provide stylishly contemporary looks, but excellent energy efficiency, too.

The Skypod range of pitched lantern roofs for flat roofs extends from compact designs to those offering larger glass areas and clean sight lines and they're designed to be fast and easy to install.

### From the Monochrome range



### From the Timber range



**3**  
COLOUR  
OPTIONS  
AVAILABLE

### Skypod Plus



Skypod Plus offers stunning architectural aesthetics with powder coated aluminium rafter top caps and PVC-U internal bars available in matching colours.

see page **4** for additional  
made to order  
colour options



## LUMA



Our made to order Luma flat rooflights are the perfect addition to a flat roof extension offering uninterrupted sky views with no interior shadow cast. Luma's sleek, thermally broken aluminium frame reduces heat transfer and is available in double-glazed and triple-glazed options.

### From the Monochrome range



Available sprayed in any  
RAL colour.  
Extended lead time apply,  
please contact for details.

**4**  
COLOUR  
OPTIONS  
AVAILABLE

LUMA IS A MADE TO  
ORDER PRODUCT





Logik Chamfered Silk Grey

**eurocell.co.uk**

