



County

Glazed Ceramic and Porcelain
Wall and Floor Tiles




 **County** is available in **two sizes**, perfectly designed for easy installation.

Sizes



305 x 305mm



300 x 200mm

Thickness

300 x 200mm = 8mm
305 x 305mm = 8mm

N.B

305 x 305mm products in this range are Glazed Porcelain (Bla). 300 x 200mm products are Glazed Ceramic (BIII).

 **Two finishes**, combining both form and function.

Examples below are not to scale but have been enlarged to show detail:



Matt



Matt Wave

Four colours, offering a neutral and contemporary palette.

For the most up-to-date availability information, please visit our website.



Classic White

PEI III

Classic White

Sizes	Finishes	
	Matt	Matt Wave
300 x 200mm	CNY02A	-
305 x 305mm	CNY02F	-



Old Stone

PEI III

Old Stone

Sizes	Finishes	
	Matt	Matt Wave
300 x 200mm	CNY01A	CNY01W
305 x 305mm	CNY01F	-



Rustic Taupe

PEI III

Rustic Taupe

Sizes	Finishes	
	Matt	Matt Wave
300 x 200mm	CNY04A	CNY04W
305 x 305mm	CNY04F	-



Natural Grey

PEI III

Natural Grey

Sizes	Finishes	
	Matt	Matt Wave
300 x 200mm	CNY03A	CNY03W
305 x 305mm	CNY03F	-

County, an elegant collection of stone effect wall and floor tiles, offering four contemporary colours in a single matt finish with co-ordinating Wave décor options.

For more details on suitability, or advice on any technical issues, please contact our technical helpline below.

Specification

Sizes - 300 x 200mm

Wall	Floor	Wet Barefoot	Material	Finish
Internal	-	-	Glazed Ceramic (BIII)	Matt

Size - 305 x 305mm

Wall	Floor	Wet Barefoot	Material	Finish
Internal and External	Internal	-	Glazed Porcelain (Bla)	Matt

Floor Values - Matt

Colour	Pendulum 4S	R Value	Shade Variation	Wet Ramp	Traffic
All Colours	Dry 36+ Wet 25 - 35	-	V3	-	Domestic

Due to the manufacturing process of all floor tiles there may be small variations in slip resistance. Given this, we suggest you refer to our website or call our technical helpline for the most up-to-date information.

Colour Notations

Colour	Code	NCS	LRV
Classic White	CNY02	1505-Y70R	62
Natural Grey	CNY03	2005-Y80R	53
Old Stone	CNY01	2005-Y60R	54
Rustic Taupe	CNY04	3005-Y50R	40

Note: These results are from Johnson Tiles' internal test reports and are to be used for guidance only. LRV: Light Reflectance Value (Reflectance Y).

Front Cover Image: **County Rustic Taupe Matt 300 x 200mm**

Samples

Tel: +44 (0)1782 524043
Fax: +44 (0)1782 577379
Email: samples@johnson-tiles.com

Technical Helpline

Tel: +44 (0)1782 524111
Fax: +44 (0)1782 577379
Email: techadvice@johnson-tiles.com

