

TRADITIONAL TOWEL WARMERS

MYSON have a range of traditional towel warmers that will give your bathroom a classic, vintage and elegant feel. From simple rails to more elaborate designs, there is something for everyone. Our traditional range is manufactured from the highest quality brass and all come with a beautiful, highly polished chrome finish that will add a touch of class to any bathroom. We also offer a range of traditional valves and accessories that complement the range and add the finishing touch, see page 138.

- Our traditional collection offers varied designs and includes both wall and floor mounted models
- There are combination products, such as DEE, that offer high heat outputs as well as traditional design
- Wow factor products, such as BUTTERMERE and AWE will stand out in any traditional bathroom design





AWE is an attractive and distinguished design. It is a floor standing towel warmer that will make a very stylish addition to any bathroom. It is manufactured from quality brass with a highly polished chrome plated finish which will create a focal point in any bathroom.



General specification



CERTIFICATION

Manufactured and tested to EN 442. Carries the CE Mark. Produced under a quality management system - ISO 9001:2015, environmental management system - ISO 14001:2015 and Occupational health and safety management system - OHSAS 18001.



GUARANTEE

10 year guarantee from date of purchase against manufacturing defects.



COLOUR

Finished in chrome.



MATERIAL

Manufactured from brass.



ACCESSORIES

Please see page 138.



SYSTEM (INDIRECT)

2 pipe pumped indirect domestic and commercial heating applications.



SYSTEM (DIRECT)

Suitable for direct systems. Please refer to page 261 for information on dezincification.



CONNECTIONS

2 x 1/2" BSP as standard.



AIR VENTS

Integrated.



OPERATING PRESSURES

Tested to a pressure of 6.9 bar. Working pressure of up to 5.3 bar.



DUAL FUEL

PTC200 dual fuel heater kit available. Please see page 138.



APM® TECHNOLOGY

PTC heater kit comes with APM® technology. Please see page 261.



DELIVERY

2 - 5 working days.

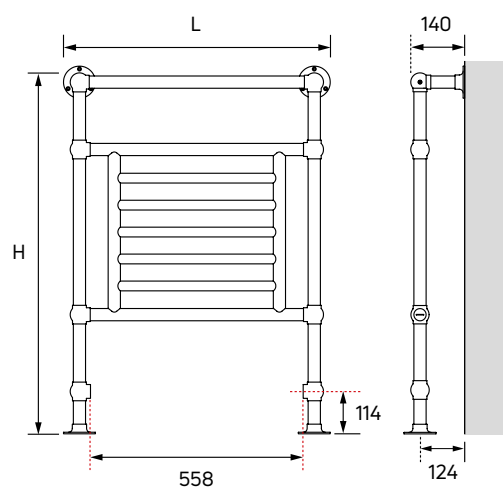


VALVES

Please see page 138.

For more general information, please see page 260.

Dimensions



Weight & n-coefficient

Model	Weight (kg)	n-Coefficient
B27/1	10.50	1.240

Technical information & heat outputs

Order Code	Nominal Height (H) (mm)	Nominal Length (L) (mm)	Heat Outputs @ ΔT 50°C		Heat Outputs @ ΔT 30°C		Dual Fuel Rating
			Watts	Btu/h	Watts	Btu/h	
B27/1	955	693	223	761	118	403	200



BUTTERMERE

BUTTERMERE is a classic floor standing design that is guaranteed to add a strong, traditional feel to a bathroom. Its double-sided, curved shape and timeless look is both stylish and practical. It is manufactured from quality brass with a highly polished chrome plated finish which will create a focal point in any bathroom.



General specification



CERTIFICATION

Manufactured and tested to EN 442. Carries the CE Mark. Produced under a quality management system - ISO 9001:2015, environmental management system - ISO 14001:2015 and Occupational health and safety management system - OHSAS 18001.



GUARANTEE

10 year guarantee from date of purchase against manufacturing defects.



COLOUR

Finished in chrome.



MATERIAL

Manufactured from brass.



ACCESSORIES

Please see page 138.



SYSTEM (INDIRECT)

2 pipe pumped indirect domestic and commercial heating applications.



SYSTEM (DIRECT)

Suitable for direct systems. Please refer to page 261 for information on dezincification.



CONNECTIONS

2 x 1/2" BSP as standard.



AIR VENTS

Integrated.



OPERATING PRESSURES

Tested to a pressure of 6.9 bar. Working pressure of up to 5.3 bar.



DELIVERY

2 - 5 working days.

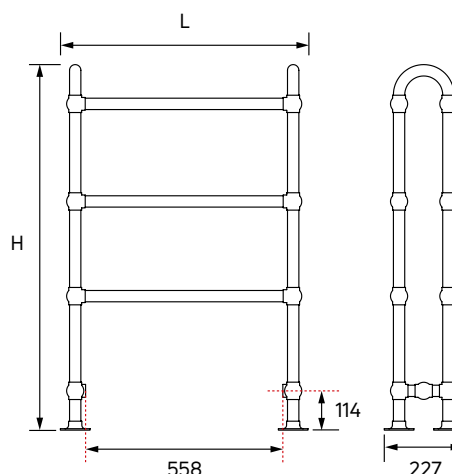


VALVES

Please see page 138.

For more general information, please see page 260.

Dimensions




Weight & n-coefficient

Model	Weight (kg)	n-Coefficient
B30	15.10	1.190

Technical information & heat outputs

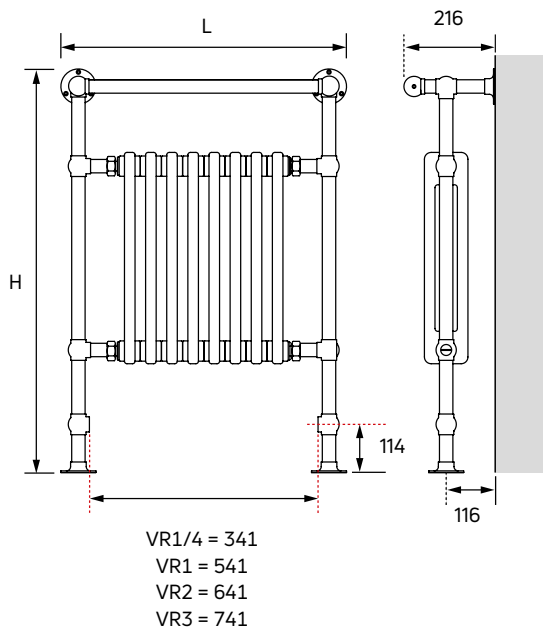
Order Code	Nominal Height (H) (mm)	Nominal Length (L) (mm)	Heat Outputs @ ΔT 50°C		Heat Outputs @ ΔT 30°C	
			Watts	Btu/h	Watts	Btu/h
B30	1026	693	325	1109	177	604



DEE

DEE is a high quality, floor standing combination radiator that will add a classic, vintage feel to your bathroom. With a beautiful COLUMN radiator nestled inbetween a traditional elegant chrome frame, this radiator offers you the best of both worlds.



Dimensions**Weights & n-coefficients**

Model	Weight (kg)	n-Coefficient
VR1/4	15.60	1.224
VR1	21.30	1.224
VR2	24.40	1.224
VR3	27.00	1.224

Dual fuel heater kits

Model	Dual Fuel Order Code
VR1/4	PTC300
VR1	PTC400
VR2/VR3	PTC500

General specification**CERTIFICATION**

Manufactured and tested to EN 442. Carries the CE Mark.
Produced under a quality management system - ISO 9001:2015, environmental management system - ISO 14001:2015 and Occupational health and safety management system - OHSAS 18001.

**GUARANTEE**

10 year guarantee from date of purchase against manufacturing defects.

**COLOUR**

Frame finished in chrome. Radiator in white (RAL 9016).

**MATERIAL**

Frame manufactured from brass. Radiator manufactured from steel.

**ACCESSORIES**

Please see page 138.

**SYSTEM**

2 pipe pumped indirect domestic and commercial heating applications.

**CONNECTIONS**

2 x 1/2" BSP as standard.

**AIR VENTS**

Integrated.

**OPERATING PRESSURES**

Tested to a pressure of 9.6 bar.
Working pressure of up to 7.4 bar.

**DUAL FUEL**

PTC dual fuel heater kit options available. Please see table above or page 138.

**APM® TECHNOLOGY**

PTC heater kit comes with APM® technology.
Please see page 261.

**DELIVERY**

2 - 5 working days.

**VALVES**

Please see page 138.

For more general information, please see page 260.

Technical information & heat outputs

Order Code	Nominal Height (H) (mm)	Nominal Length (L) (mm)	Heat Outputs @ ΔT 50°C		Heat Outputs @ ΔT 30°C		Dual Fuel Rating
			Watts	Btu/h	Watts	Btu/h	
VR1/4	955	476	423	1443	226	771	300
VR1	955	676	602	2054	322	1099	400
VR2	955	776	692	2361	370	1262	500
VR3	955	876	783	2672	419	1430	500



INN

INN is a simple but stylish floor standing design that will enhance any bathroom. It has a classic, minimalistic look that is also very practical, making it an ideal choice for creating an understated, traditional feel. It is manufactured from quality brass with a highly polished chrome finish.



General specification



CERTIFICATION
Manufactured and tested to EN 442. Carries the CE Mark. Produced under a quality management system - ISO 9001:2015, environmental management system - ISO 14001:2015 and Occupational health and safety management system - OHSAS 18001.



GUARANTEE
10 year guarantee from date of purchase against manufacturing defects.



COLOUR
Finished in chrome.



MATERIAL
Manufactured from brass.



ACCESSORIES
Please see page 138.



SYSTEM (INDIRECT)
2 pipe pumped indirect domestic and commercial heating applications.



SYSTEM (DIRECT)
Suitable for direct systems. Please refer to page 261 for information on dezincification.



CONNECTIONS
2 x 1/2" BSP as standard.



AIR VENTS
Integrated.



OPERATING PRESSURES
Tested to a pressure of 6.9 bar. Working pressure of up to 5.3 bar.



DUAL FUEL
PTC100 dual fuel heater kit available. Please see page 138.



APM® TECHNOLOGY
PTC heater kit comes with APM® technology. Please see page 261.



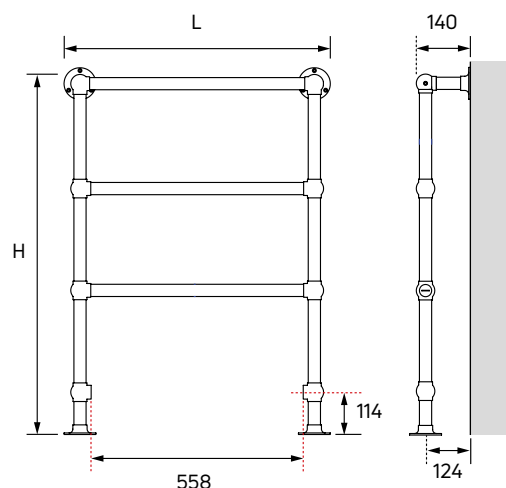
DELIVERY
2 - 5 working days.



VALVES
Please see page 138.

For more general information, please see page 260.

Dimensions



Weight

Model	Weight (kg)
B24/1	8.50

Technical information & heat outputs

Order Code	Nominal Height (H) (mm)	Nominal Length (L) (mm)	Heat Outputs @ ΔT 50°C		Heat Outputs @ ΔT 30°C		Dual Fuel Rating
			Watts	Btu/h	Watts	Btu/h	
B24/1	955	693	146*	498*	79*	269*	100

*Outputs NPD, see page 261.



SAXBY

SAXBY is a classic towel warmer design that is both simple and traditional. It is a practical and unobtrusive choice and will subtly enhance your bathroom with the benefit of both style and function. It is manufactured from quality brass and has a highly polished chrome plated finish.



General specification



CERTIFICATION

Manufactured and tested to EN 442. Carries the CE Mark. Produced under a quality management system - ISO 9001:2015, environmental management system - ISO 14001:2015 and Occupational health and safety management system - OHSAS 18001.



GUARANTEE

10 year guarantee from date of purchase against manufacturing defects.



COLOUR

Finished in chrome.



MATERIAL

Manufactured from brass.



SYSTEM (INDIRECT)

2 pipe pumped indirect domestic and commercial heating applications.



SYSTEM (DIRECT)

Suitable for direct systems. Please refer to page 261 for information on dezincification.



CONNECTIONS

2 x 1/2" BSP as standard.



AIR VENTS

Integrated.



OPERATING PRESSURES

Tested to a pressure of 6.9 bar. Working pressure of up to 5.3 bar.



DUAL FUEL

PTC100 dual fuel heater kit available. Please see page 138.



APM® TECHNOLOGY

PTC heater kit comes with APM® technology. Please see page 261.



DELIVERY

2 - 5 working days.

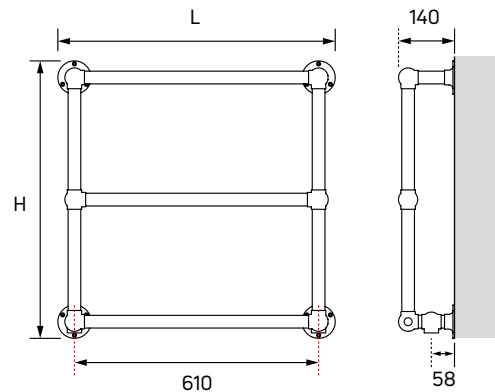


VALVES

Please see page 138.

For more general information, please see page 260.

Dimensions



Weight

Model	Weight (kg)
B34/1	7.50

Technical information & heat outputs

Order Code	Nominal Height (H) (mm)	Nominal Length (L) (mm)	Heat Outputs @ ΔT 50°C		Heat Outputs @ ΔT 30°C		Dual Fuel Rating
			Watts	Btu/h	Watts	Btu/h	
B34/1	693	693	199*	679*	107*	367*	100

*Outputs NPD, see page 261.



THIRLMERE

THIRLMERE is an elegant, minimalist design that projects a classic and simple style. It makes a subtle but important addition to any bathroom - unobtrusively and quietly satisfying the need for both style and function. It is manufactured from quality brass and has a highly polished chrome plated finish.



General specification



CERTIFICATION
Manufactured and tested to EN 442. Carries the CE Mark. Produced under a quality management system - ISO 9001:2015, environmental management system - ISO 14001:2015 and Occupational health and safety management system - OHSAS 18001.



GUARANTEE
10 year guarantee from date of purchase against manufacturing defects.



COLOUR
Finished in chrome.



MATERIAL
Manufactured from brass.



SYSTEM (INDIRECT)
2 pipe pumped indirect domestic and commercial heating applications.



SYSTEM (DIRECT)
Suitable for direct systems. Please refer to page 261 for information on dezincification.



CONNECTIONS
2 x 1/2" BSP as standard.



AIR VENTS
Integrated.



OPERATING PRESSURES
Tested to a pressure of 6.9 bar. Working pressure of up to 5.3 bar.



DUAL FUEL
PTC150 dual fuel heater kit available. Please see page 138.



APM® TECHNOLOGY
PTC heater kit comes with APM® technology. Please see page 261.



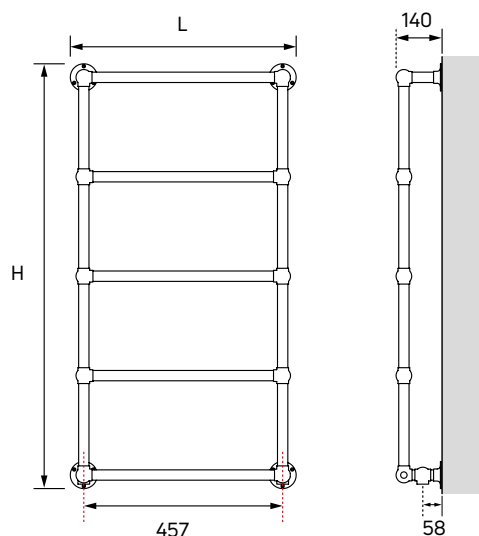
DELIVERY
2 - 5 working days.



VALVES
Please see page 138.

For more general information, please see page 260.

Dimensions



Weight

Model	Weight (kg)
B35/1	10.50

Technical information & heat outputs

Order Code	Nominal Height (H) (mm)	Nominal Length (L) (mm)	Heat Outputs @ ΔT 50°C		Heat Outputs @ ΔT 30°C		Dual Fuel Rating
			Watts	Btu/h	Watts	Btu/h	
B35/1	1303	540	226*	770*	122*	416*	150

*Outputs NPD, see page 261.



ULLSWATER

ULLSWATER adds a touch of traditional style for any bathroom. It has a timeless quality which exudes rustic charm and its simple, rectangular framed design can be enhanced with traditional look valves for a truly authentic feel. It is manufactured from quality brass and has a highly polished chrome plated finish.



General specification



CERTIFICATION

Manufactured and tested to EN 442. Carries the CE Mark. Produced under a quality management system - ISO 9001:2015, environmental management system - ISO 14001:2015 and Occupational health and safety management system - OHSAS 18001.



GUARANTEE

10 year guarantee from date of purchase against manufacturing defects.



COLOUR

Finished in chrome.



MATERIAL

Manufactured from brass.



SYSTEM (INDIRECT)

2 pipe pumped indirect domestic and commercial heating applications.



SYSTEM (DIRECT)

Suitable for direct systems. Please refer to page 261 for information on dezincification.



CONNECTIONS

2 x 1/2" BSP as standard.



AIR VENTS

Integrated.



OPERATING PRESSURES

Tested to a pressure of 6.9 bar. Working pressure of up to 5.3 bar.



DUAL FUEL

PTC300 dual fuel heater kit available. Please see page 138.



APM® TECHNOLOGY

PTC heater kit comes with APM® technology. Please see page 261.



DELIVERY

2 - 5 working days.

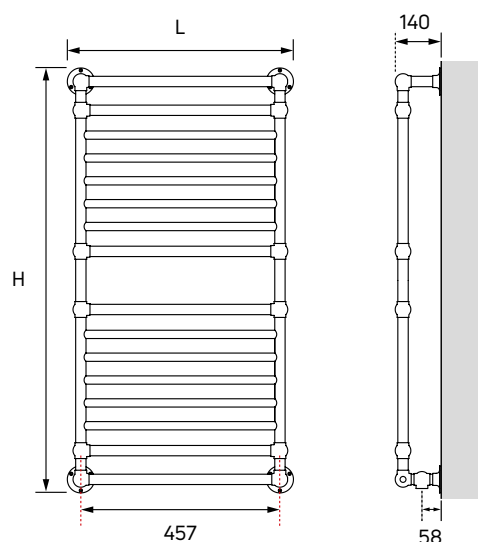


VALVES

Please see page 138.

For more general information, please see page 260.

Dimensions



Weight & n-coefficient

Model	Weight (kg)	n-Coefficient
B36/1	14.40	1.218

Technical information & heat outputs

Order Code	Nominal Height (H) (mm)	Nominal Length (L) (mm)	Heat Outputs @ ΔT 50°C		Heat Outputs @ ΔT 30°C		Dual Fuel Rating
			Watts	Btu/h	Watts	Btu/h	
B36/1	1302	540	350	1194	188	641	300