



LASUR FINISHES AND COLOURWASHES

KEIM MINERAL PAINTS

LASUR FINISHES AND COLOURWASHES

KEIM Lasur finishes are translucent colourwashes which have been developed for application onto mineral surfaces.

KEIM Lasurs are used to produce finishes that create a decorative, unifying effect but retain the look and feel of a natural surface and most importantly do not appear painted.

Due to their versatility KEIM Lasurs are suitable for application onto all mineral substrates and this booklet looks at the use of KEIM Lasur finishes specifically onto:

- Render
- Brickwork
- Concrete
- Stonework

CREATING A COLOURWASH EFFECT

Like all mineral paints, KEIM Lasurs have a potassium silicate binder which penetrates into the mineral surface and chemically bonds to it. One of the features of this potassium silicate binder is that it is itself protective and therefore the proportion of this clear binder can be increased, almost without limitation, to create a colourwash whilst at the same time providing the same long term performance and surface protection expected with a mineral paint coating.

Manufactured using natural earth oxide pigments, KEIM Lasurs are not affected by UV light, ensuring colour stability throughout their lifetime.



INTERIOR COLOURWASHES USING KEIM DESIGN BASE



Colourwashes can be achieved using KEIM Design Lasur over opaque KEIM interior paints such as KEIM Optil. The Lasur finish can be used in a highly translucent finish, ghosting a colour over the base, or more opaque to achieve the desired result.



Soft pink interior colourwash

Photo credit: Rebecca Sicardi

www.rebeccasicardi.com

Architect: Edwards Wilson

<https://e-w.london/>

LASUR FINISHES FOR RENDER

KEIM Lasurs can be applied to both lime and sand/cement renders, to create a variety of effects such as the appearance of limewash or stone, by providing a natural colour variation to the surface.

The application technique and proportion of the clear binder can be varied to create the desired effect with a natural appearance.

The sample board shown for the project on the right was produced to replicate the lower level stone areas using a Lasur system which could then be applied to the render.

The project below has a Bath Stone Lasur effect on the higher levels and a Portland Stone effect at ground level. The close up image of the quoins shows the natural effect which can be created using KEIM Lasurs.


KEIM Mineral Paints offer a comprehensive on-site service where trials can be undertaken to ensure that the ideal colours and finishes are produced to match clients' requirements.



LASUR FINISHES FOR RENDER

The photograph below shows ashlar-lined render which has been painted with KEIM Lasur to create a stone block effect to match the original stone columns. The bottom left photograph shows a limewash effect applied onto new render to avoid the frequent need for reapplication had they used a conventional limewash.

The bottom right image shows how KEIM Lasurs can be used to disguise substrate repairs whilst still maintaining an unpainted, natural appearance.



LASUR FINISHES FOR BRICKWORK

KEIM Lasurs are used on brickwork to create a range of finishes such as colour effects onto new brickwork and disguising repairs to existing brickwork surfaces.

In the picture on the right the key feature of the design was the carbon stained effect on the new brickwork. KEIM black Lasur colourwash was applied to simulate and match the aged quality of the brickwork of the adjacent buildings.

In the photographs below the building was upcycled with the application of KEIM Restauro Lasur using engineering brick colours to update the red brickwork.



LASUR FINISHES FOR BRICKWORK



On the new set of Coronation Street in Manchester above, KEIM Lasurs were used to match and blend the new bricks to create a look undistinguishable from the original set.

KEIM Lasurs can be used to tint and blend individual bricks and mortar jointing.



The photographs below show how KEIM Lasurs can blend badly matched bricks into an existing brickwork façade.

The key to Lasur application onto all surfaces, especially brickwork is to maintain the original look and feel of natural brick and for it not to appear painted.



LASUR FINISHES FOR BRICKWORK




LASUR FINISHES FOR CONCRETE

The most common use for KEIM Lasurs onto concrete is to unify the appearance of concrete, whether it is new or old, and hide blemishes and repairs to create the look of smooth unblemished yet unpainted concrete.




Before



After



Before



After




LASUR FINISHES FOR CONCRETE

Due to the inherent nature of concrete and the limitations of practical construction, variations in texture, colour and appearance often occur, despite effective specification, planning and execution. KEIM Lasurs enable unification of imperfections without creating a 'painted' concrete effect.

KEIM Lasurs can also be used to produce finishes which make concrete appear like other types of surfaces, such as brick or wood.


The photograph below shows a demonstration panel created using concrete which was painted to replicate the effect of both brickwork and wooden panelling. The second photograph shows KEIM Lasur being used to create a range of oak effects on concrete.



LASUR FINISHES FOR STONEWORK

Lasur finishes can be applied onto stonework in a variety of colour shades and opacities to retain the look and feel of natural stone. The KEIM Lasur finish provides a natural look that can be used on both new stonework and for blending in repairs.

These photographs show examples of how the Lasur system can be used to blend repairs, retaining the look of the original stone without the appearance of a painted finish.




LASUR FINISHES FOR STONEWORK



Photographs of a stone wall repaired and decorated with KEIM Restaurolasur after repairs.

KEIM Lasurs, for all mineral substrates discussed in this booklet, are available in a wide variety of colours, including standard stone colour shades.

KEIM Mineral Paints offer a bespoke colour matching service to perfectly match an original surface and to ensure the best possible visual result. For more information please contact info@keimpaints.co.uk or 01952 231250.





KEIM MINERAL PAINTS LTD.
Santok Building, Deer Park Way, Donnington Wood
Telford, Shropshire, TF2 7NA
01952 231250 / www.keimpaints.co.uk / sales@keimpaints.co.uk

KEIM. COLOURS FOR EVER.