




























Size and weights guide



For Textured, Fairface™, Sparstone™ Textured, Florentine® and Venezia™










































Textured, Fairface™, Sparstone™ Textured, Florentine® and Venezia™ sizes and weights

400mm x 200mm Co-ordinating size -
390mm x 190mm actual face size




































Nominal thickness (mm)	90mm	140mm	190mm
SOLID	K1  14.0	P1  21.8	
HI-LIGHT		P2  16.7	
HOLLOW	K3  11.1	P3  12.7	R3  17.7
BULLNOSE			
BULLNOSE QUOIN			
QUOIN	K16  17.6	P16  24.6	
135° QUOIN SQUINT	K23  12.3	P23  18.0	
CILL	K21  11.5	P21  17.7	R21  25.5
HALF SOLID	K11  6.8	P11  10.6	
HALF HOLLOW	K10  5.4	P10  6.3	R10  9.0
HALF QUOIN	K15  10.4	P15  13.4	
CAVITY CLOSER	K17  17.6 * 190mm max cut to suit cavity width	P17  24.6 * 190mm max cut to suit cavity width	
HALF CAVITY CLOSER	K18  10.4 * 190mm max cut to suit cavity width	P18  13.4 * 190mm max cut to suit cavity width	
HALF CILL	K20  14.0	P20  8.6	R20  12.4

*Also available: Quoin: Hi-light® - Nominal thickness 100mm / D16HL/ 19.1

450mm x 225mm Co-ordinating size -
440mm x 215mm actual face size

90mm	100mm	140mm	215mm
G1  17.9	D1  19.8	H1  28.0	F1  42.7
	D2  15.6	H2  19.0	
	D3  14.8	H3  18.5	F3  27.7
	D1BN  19.6 Half block available ref D1BN		
	D16BN  25.0 Half quoin available ref D16BN		
G16  23.0	D16  25.2 * see below	H16  32.5	
G23  17.4	D23  19.1	H23  25.7	
G21  15.1	D21  17.1	H21  23.2	F21  38.1
G11  8.7	D11  9.7	H11  13.6	F11  20.9
	D10  6.8	H10  9.0	F10  13.9
G15  13.8	D15  15.0	H15  18.3	
G17  23.0 * 215mm max cut to suit cavity width	D17  25.2 * 215mm max cut to suit cavity width	H17  32.5 * 215mm max cut to suit cavity width	
G18  13.8 * 215mm max cut to suit cavity width	D18  15.0 * 215mm max cut to suit cavity width	H18  18.3 * 215mm max cut to suit cavity width	
G20  7.4	D20  8.4	H20  11.4	F20  18.6

400mm x 200mm Co-ordinating size -
390mm x 190mm actual face size

Nominal thickness (mm)	90mm	140mm	190mm
QUOIN CILL	K21L  14.2	P21L  19.2	R21L  24.2
HALF QUOIN CILL	K20R  9.1	P20R  10.0	R20R  11.1
CILL KICKER	K25L  13.8	P25L  21.4	R25L  29.2
HALF CILL KICKER	K26  6.6	P26  10.3	R26  14.1
INTERNAL CILL†	K19  8.9	P19  11.7	R19  14.4
JAMB	K30  12.8	P30  19.8	R30  27.6
135° CILL	K23L  10.0	P23L  14.3	
135° INTERNAL CILL†	K24  4.3	P24  5.6	
SINGLE PLINTH		P31  20.8	R31  28.5
SINGLE PLINTH END		P31L  20.4	R31L  28.0
FULL LINTEL	K28  9.0*	P28  11.6*	R28  15.6*
HALF LINTEL	K14  4.4*	P14  5.6*	R14  7.6*
BOND BEAM	K22  11.1*	P22  12.8*	R22  18.3*

Typical weight (kg)















































Denotes units over 20kg

The hatched areas on the illustrations indicate factory cut faces, in Fairface™

* Lintels and Bond Beams are not available in Florentine or Venezia

† Internal Cills are available only as cut and bonded products.

450mm x 225mm Co-ordinating size -
440mm x 215mm actual face size

90mm	100mm	140mm	215mm
G21R  19.1	D21R  21.1	H21R  14.0	F21R  36.5
G20R  11.4	D20R  12.4	H20R  15.5	F20R  17.1
G25R  17.7	D25R  19.7	H25R  27.5	F25R  42.4
G26  8.5	D26  9.5	H26  13.2	F26  20.5
G19  12.0	D19  13.2	H19  16.1	F19  19.9
G30  16.5	D30  18.6	H30  25.7	F30  40.5
G23R  14.6	D23R  16.3	H23R  21.0	F23R  26.5
G24  6.1	D24  7.9	H24  9.9	
		H31  27.0	F31  40.1
		H31R  26.8	F31R  39.1
G28  11.2	D28  13.2*	H28  17.0*	F28  22.4
G14  5.5	D14  6.5*	H14  8.3*	F14  10.9
	D22  14.3*	H22  18.3*	F22  26.0

NOTE: 440 x 190 x 215 mm products can be made available. Please contact your local area sales manager for details.

Specialist casting and cutting service

For those very special components which enable the creation of even more distinctive features, or are required to solve a particular design problem, Forticrete provides the facility to supply specials individually tailored to your designs. Your local Forticrete Area Sales Manager will be pleased to tell you more about this service in addition to providing detailed information on the abilities and capabilities of the product range.

NOTES:

Fairface Masonry

1. In general, all vertical faces are fairfaced, tops and bottoms of units are not, except where indicated.
2. The hatched areas on the illustrations indicate factory cut faces.
On fairfaced products factory cutting creates a different texture from the main faces of the units.
3. Those units sub referenced as L or R are available left or right-handed.

Textured Masonry

1. The darker tint areas on the illustrations indicate faces which are Textured as standard. All lintels are textured to soffit.
2. Additional requirements for Texturing should be indicated on the Architects Drawing.
3. The hatched areas on the illustrations indicate factory cut units.
On Textured units the additional finishing process ensures that factory cut faces have an appearance complementary to the other finished faces.

Polished and Burnished Masonry

1. The darker tint areas on the illustrations indicate faces which are polished or burnished as standard.
2. Additional requirements for Polishing or Burnishing should be indicated on the Architects Drawing.
3. The Florentine® and Venezia™ finishes are available in all designs with the exception of bond beams and lintels.
4. The hatched areas on the illustrations indicate factory cut units.
On Florentine® and Venezia™ units the additional finishing process ensures that factory cut faces have an appearance complementary to the other finished faces.
5. On Florentine® and Venezia™ units the thicknesses indicated are nominal, as actual thickness will be reduced by approximately 2mm during polishing. However, cut face dimensions are actual in allowance of this.

Masonry Sales enquiries:

Forticrete Limited,
Thornley Station Industrial Estate,
Salters Lane, Shotton Colliery, Durham
DH6 2QA

Tel: 01429 838001

Fax: 01429 836206

E-mail: masonry@forticrete.com

Information on the complete range of Forticrete products can be found at www.forticrete.co.uk

Forticrete, Florentine and Hi-Light are registered trademarks of Forticrete Ltd. CRH is a registered trademark of CRH plc.

Venezia, Sparstone and Fairface are trademarks of Forticrete Ltd.

The information contained within this publication is as accurate as possible at the time of going to press. However, this document does not form part of any contract and Forticrete cannot accept liability for any errors or omissions.

In order to maintain its position as a market leader, Forticrete operates a policy of continuous product development and therefore reserves the right to alter specifications without notice.

© Forticrete Ltd. 2011.