

PROFESSIONAL WOODCARE FOR FLOORING

Lacquer, oil, cleaning & maintenance
for commercial, residential & sport



JUNCKERS

Walking on Danish design

JUNCKERS.CO.UK



W A L K I N G O N D A N I S H D E S I G N

WHY JUNCKERS

By choosing Junckers Wood Care you receive not only a product perfectly suited for surface treatment and protection of wooden floors, you are also drawing upon the expertise we have gained from our manufacture of solid hardwood floors since the 1930's.

The production of Junckers lacquers began in the 1950's and continues today at our main manufacturing plant in Denmark.

Our range of lacquers and oils has always been developed by our own technical and research teams using the best and most up to date materials and technology.

TOTAL SOLUTIONS, ALWAYS ACCOMPANIED BY PROFESSIONAL TECHNICAL SUPPORT

Junckers Wood Care range includes a fully integrated range of products for regular maintenance, refurbishment or surface treatment of brand new wooden floors, meaning that we provide a 100% solution regardless of project type.

We produce Wood Care products specially developed for residential, commercial and sports areas.

All our products are designed to help maintain a healthy indoor climate, be kind to the environment and to complement timber as a natural raw material. This means that our customer will get the full environmental and health benefits which hardwood floors offer.

CONTENTS

4	FILLING AND PRIMING PRODUCTS
6	FLOOR LACQUERS FOR COMMERCIAL AND RESIDENTIAL USE
8	SPORT AND DANCE - FLOOR LACQUERS & MAINTENANCE PRODUCTS
10	OIL AND HARDWAX OIL
12	CLEANING, MAINTENANCE PRODUCTS AND ACCESSORIES
14	GENERAL INFORMATION - CLEANING AND MAINTENANCE








During manufacture of Junckers Wood Care Solutions we use stringent quality control throughout. Our policy never to compromise on the quality of materials means that customers will always get the most durable and beautiful finish possible and contractors can be confident that they will be giving their customers the best possible result.

Finally, with Junckers as a professional partner you are sure to receive the correct technical support before, during and after a project. Junckers professional technical team together with our trained sales staff are always ready to assist you and help to ensure the successful completion of your project.

FILLING & PRIMING

Junckers filler and priming products form the basis for creating the most durable surface for a wooden floor. The products are always used in combination with a Junckers top-seal as part of our complete lacquer systems.

FILLER		
	JUNCKERS BASEFILL	
		DESCRIPTION <p>A quick-drying solvent-based filler for filling gaps in the floor</p> <p>Mixed with sanding dust from the sanded floor. It is used for filling gaps up to 2mm wide.</p> <p>BaseFill is used in combination with Junckers solvent-based or water-based lacquers, and is suitable for most sanded and untreated parquet floors, including most exotic wood floors.</p>
		APPEARANCE <p>Colourless. When mixed with sanding dust it dries to the same colour as the wood.</p>
		COVERAGE <p>10 m²/litre.</p>
		PACKAGE SIZE <p>5 and 10 litres.</p>
		DRYING TIME* <p>Approx. 15 minutes.</p>
		APPLICATION <p>Broad full-edged spatula stainless steel.</p>

PRIMING		
	JUNCKERS BASEPRIME	
		DESCRIPTION <p>An oil-based very fast curing primer</p> <p>For wooden floors where water-based primers cannot be used due to poor adhesion, for example exotic and oily timbers.</p> <p>BasePrime gives the floor more depth of colour and should only be used directly on bare wood.</p>
		APPEARANCE <p>Clear finish.</p>
		COVERAGE <p>10 m²/litre.</p>
		PACKAGE SIZE <p>5 litres.</p>
		DRYING TIME* <p>Approx. 15 minutes.</p>
		APPLICATION <p>Brush or short-pile roller.</p>



*at 20°C and 50% RH

PRIMING



JUNCKERS PRELAK CLEAR / COLOUR

i DESCRIPTION	<p>One-component water-based acrylic primer</p> <p>Fast drying primer for use on untreated or machine sanded wooden floors in commercial, residential or sports areas.</p> <p>By using a primer the risk of side-bonding between the individual floor boards is minimised. Protective coats with one of Junckers water-based floor lacquers have to be applied after priming.</p> <p>Choose PreLak clear for the traditional look or PreLak colour to create a lighter or darker atmosphere in the room. A coloured primer is slightly transparent and emphasises the natural grain structure of the wood.</p> <p>PreLak Clear: For tropical timbers, oily woods and dark coloured pattern floors e.g. herringbone, best results will be achieved by using our oilbased primer BasePrime.</p> <p>PreLak Colour: A new way of colouring light timber floors like pine and oak. By adding colour to the primer you are able to colour and prime in one work procedure and benefit from the same drying time as PreLak clear.</p>
👁 APPEARANCE	<p>Clear: Milky in container. Dries to a colourless finish.</p> <p>Nordic: Milky in container. Dries to an untreated look, when used on light wood species like pine, beech, ash and oak.</p> <p>White: Milky in container. Dries to a transparent white finish.</p> <p>Driftwood grey: Dark grey in container. Dries to a subtle grey 'wash' finish.</p> <p>Dark Coco: Dark brown in container. Dries to a deep dark brown base.</p>
📏 COVERAGE	<p>8 m²/litre.</p>
📦 PACKAGE SIZE	<p>Clear: 2.5 litres, 5 litres and 10 litres. Dark Coco, Driftwood Grey, Nordic, White: 5 litres</p>
⌚ DRYING TIME*	<p>Approx. 1-2 hours.</p>
🖌 APPLICATION	<p>Microfiber roller,</p>










FLOOR LACQUER

FOR COMMERCIAL & RESIDENTIAL USE

Junckers offers a wide range of floor lacquers which have been specifically developed for residential and commercial use. The choice of product depends on expected levels of foot traffic. The wide choice of sheen levels makes it possible to obtain a finish which exactly suits your individual interior space. When lacquering floors which have been sanded to bare wood, use one of Junckers primers prior to applying the top coats of lacquer. This provides a number of colour choices and will help to prevent any gluing effect between the floor boards.



	JUNCKERS PROFINISH	JUNCKERS STRONG	JUNCKERS PROTECH
 DESCRIPTION	<p>One-component water-based co polymer acrylic/polyurethane lacquer</p> <p>Fast drying and curing lacquer for normal everyday residential use.</p> <p>Non yellowing and excellent clarity even on dark coloured floors.</p> <p>Suitable for previously sealed as well as on new or fully sanded floors.</p>	<p>One-component water-based Co-polymer polyurethane/acrylic lacquer</p> <p>Low odour floor lacquer for wooden floors in heavy traffic residential and lighter traffic commercial areas.</p> <p>Non yellowing and excellent clarity even on dark coloured floors.</p> <p>Ideal for previously sealed as well as on new or fully sanded floors.</p>	<p>One-component oil based lacquer for professional use</p> <p>Provides a tough and hard wearing finish for machine sanded or untreated wooden floors.</p> <p>Compared to other oil based products ProTech is easy and pleasant to use due to its low odour.</p> <p>Highlights the warmer and richer colours in the wood, similar to Oil, but with the benefits of a lacquer finish.</p>
 APPEARANCE	Milky in container. Colourless film when dry.	Milky in the container. Colourless film when dry.	Colourless film when dry.
 GLOSS LEVEL	(10) Ultra Matt (20) Matt (50) Silk Matt	(10) Ultra Matt (20) Matt (50) Silk Matt	(20) Matt (50) Silk Matt
 COVERAGE	10 m ² /litre.	10-12 m ² /litre.	8-10 m ² /litre.
 PACKAGE SIZE	5 and 10 litres.	5 litres.	2.5, 5, and 10 litres.
 DRYING TIME*	4 hours. Fully cured after 72 hours.	4 hours. Fully cured after 72 hours.	Approx. 6-8 hours. Light traffic: 24 hours. Maximum hardness achieved after one week.
 APPLICATION	Brush, microfiber roller, air/airless spray.	Brush, microfiber roller, air/airless spray.	Brush, microfiber roller, air/airless spray.

*at 20°C and 50% RH

ADDED DURABILITY WITH TWO-COMPONENT LACQUERS

Junckers two-component lacquers are particularly well-suited for high traffic areas.

Our HP range is the benchmark for just how durable water based lacquers can be, and the fast drying time of the product makes it a perfect choice when time is all important. Junckers range of HP floor lacquer sets the standard in today's market, achieving the highest degree of wear resistance and superior levelling properties compared with other similar two-component water based products on the market.



JUNCKERS HP COMMERCIAL

JUNCKERS HP FRICTION+

	JUNCKERS HP COMMERCIAL	JUNCKERS HP FRICTION+
i DESCRIPTION	<p>Premium quality two-component water-based 100% polyurethane lacquer</p> <p>For use in very high traffic areas and is exceptionally durable and scuff resistant.</p> <p>Non-yellowing, very fast curing and ready for use the following day.</p> <p>Must be mixed with HP Commercial Hardener before use.</p>	<p>A slip resistant two-component non yellowing water based 100% polyurethane lacquer, based upon our HP Commercial lacquer</p> <p>Fast curing and ideal for use in high traffic areas where slip resistance is important, eg. restaurants and bars.</p> <p>Must be used as the final coat only.</p> <p>Must be mixed with Junckers HP Friction+ Hardener before use.</p> <p>Tested to BS7976-2:2002.</p>
eye APPEARANCE	Milky in container. Colourless film when dry.	Milky in container. Colourless film when dry.
stars GLOSS LEVEL	(10) Ultra Matt (20) Matt (50) Silk Matt	(10) Ultra Matt
brush COVERAGE	10-12 m ² /litre.	10-12 m ² /litre.
can PACKAGE SIZE	4.95 litres. (4½ litres + 0.45 litres)	4.95 litres. (4½ litres + 0.45 litres)
L DRYING TIME*	Touch dry/recoating: Approx. 3 hours. Ready for light traffic: 8 hours. Fully cured after 72 hours.	Touch dry/recoating: Approx. 3 hours. Ready for light traffic: 8 hours. Fully cured after 72 hours.
roller APPLICATION	Brush, microfiber roller, air/airless spray. Applicator	Brush, microfiber roller, air/airless spray.

LACQUER & MAINTENANCE

FOR SPORTS FLOORS

Junckers two-component HP Sport lacquer is unequalled in quality and performance and is used on sports floors all over the world including Olympic and Commonwealth Games venues. It is very hard wearing and highly resistant to abrasion and scuffs. Along with our HP SportsLine paint the Junckers HP Sport range provides a complete system for refurbishment and maintenance of sports floors.

LACQUER FOR SPORTS FLOORS



JUNCKERS HP SPORT

JUNCKERS HP SPORTSLINE



DESCRIPTION

Our premium quality two-component water-based 100% polyurethane lacquer for very high traffic sports floors.

Non-yellowing, extremely durable and scuff resistant, and very fast curing, so the floor is ready for use the next day.

Complies with the friction requirements of EN 14904 for multi-purpose sports floors.

Must be mixed with Junckers HP Sport Hardener before use.

Water based two-component product for painting court markings and other areas in gymnasiums and sports halls.

Recommended for use on floors coated with Junckers HP Sport and on Junckers pre-finished lacquered floors.

Approved according to the European sports norm EN 14904.



APPEARANCE

Creamy/milky in container. Colourless film when dry.



GLOSS LEVEL/ COLOURS

(50) Silk Matt
(20) Matt
(10) Ultra Matt

Clear, white, nordic, yellow, red, blue, green, black.



COVERAGE

10-12 m²/litre.

6-8 m²/litre.



PACKAGE SIZE

4.95 litres (4½ litres + 0.45 litres)
24.2 litres (22 litres + 2.2 litres)

Clear, white, yellow, red, blue, green and black: 2,3 litres (2 litres + 0.3 litres)
Nordic: 4.6 litres (4 litres + 0.6 litres)



DRYING TIME*

Touch dry/recoating: approx. 3 hours. Ready for light traffic: 8 hours. Fully cured after 72 hours.

Recoating: 24 hours. Ready for light traffic: 8 hours. Fully cured after 72 hours.



APPLICATION

Brush, microfiber roller, air/airless spray. Applicator.

Brush, microfiber roller, air/airless spray.

*at 20°C and 50% RH

MAINTENANCE FOR SPORTS FLOORS



JUNCKERS SYLVASPORT CLEANER

JUNCKERS SYLVADISSOLVER



DESCRIPTION

Universal cleaner for lacquered hardwood sports floors.

SylvaSport Cleaner does not leave a surface residue and is therefore ideal for regular use.

To neutralize SylvaSport Cleaner and maintain slip resistance, use SylvaNeutralizer.

SylvaDissolver is a cleaner for removal of resin from lacquered wooden sports floors.

The product is used to soften handball resin before regular cleaning.



MIXING PROPORTIONS

50-200 ml to 10 litres of water.

1 to 20 parts of water. Very dirty floors 1 to 10 parts of water.



COVERAGE

-

25-30 m² per litre of diluted product.



PH-VALUE

Diluted: Approx. 7.
Undiluted: Approx. 7.5

Undiluted: Approx. 13.
Diluted: Approx. 8.



PACKAGE SIZE

5 litres.

5 litres.



DRYING TIME*

-

-



APPLICATION

Cloth, flat microfiber mop or scrubber dryer.

By sponge, cloth, flat microfiber mop or scrubber dryer.
Cloth and atomizer.



PUMP

1 litre:
¼ pump

1 litre:
¼ pump

5 litres:
2 pumps

5 litres:
2 pumps

10 litres:
4 pumps








10 litres:
4 pumps

OIL & HARDWAX OIL

Junckers Oils and Hardwax Oil add a beautiful deep sheen and superior wear resistance to the floor. Choose either a clear oil, which emphasises the natural character of the wood, or one of our range of coloured oils, which allow you to create a unique look to your room or interior.

If you like the appearance of the oil, but want the advantages of a lacquered surface too, then you can combine Rustic Oil with HP Commercial lacquer.

Junckers Oils are for interior use only.


OIL AND HARDWAX OIL			
	JUNCKERS RUSTIC OIL CLEAR	JUNCKERS RUSTIC SOLID 100	JUNCKERS PROFESSIONAL HARDWAX OIL
 DESCRIPTION	<p>Priming and finishing oil for untreated wooden floors, furniture, coffee- and dining tables.</p> <p>Rustic Oil Clear can be used in combination with Rustic Oil Colour.</p>	<p>Priming and finishing oil for untreated/sanded wooden floors, furniture, coffee- and dining tables.</p> <p>Very low content of VOC, only 15 g/l.</p>	<p>Priming and finishing Hardwax Oil for untreated/sanded wooden floors.</p> <p>Gives the floor a deep lustre and rich colour and is perfect for residential or commercial areas.</p> <p>Also ideal for use in locations where minimum closure time is important.</p> <p>Hardwax Oil cannot be overcoated with water-based lacquers.</p>
 APPEARANCE	Clear – gives the wood a deep, warm glow.	Gives the wood a deep, warm glow.	Matt to Ultra matt.
 COVERAGE	Light wood species like beech, ash, oak and pine: 12-15 m ² per litre. Exotic wood species like nyatoh and merbau: 20-30 m ² per litre.	Absorbing wood species: approx. 7.5 m ² per litre. Less absorbing wood species: approx. 15 m ² per litre.	20-30 m ² /litre.
 PACKAGE SIZE	0.75, 2.5, 5, 10, 25 and 200 litres.	2.5, 5 and 10 litres.	5 litres.
 DRYING TIME*	16-24 hours before applying the finishing coat. Ready for use 24 hours after the finishing coat. Fully cured after 72 hours.	Minimum 16 hours. Ready for use 24 hours after the finishing treatment. Fully cured after 72 hours.	Dry to touch at least 4 hours. Recoating approx. 6 hours. Buffing approx. 16 hours. Fully cured after 6 days.
 APPLICATION	Cloth, brush, roller, lambswool applicator or spray in combination with a nylon scouring pad for all types of surfaces.	Short-pile roller in a medium thick layer.	Roller, brush or stainless steel spatula.

*at 20°C and 50% RH

RUSTIC OIL COLOUR







With our coloured oils, you can give the floor a whole new look and create an exciting atmosphere.


Coloured oils are slightly transparent and emphasise the natural grain structure of the wood.




OIL

JUNCKERS RUSTIC OIL COLOUR

	DESCRIPTION	Indoor priming and finishing oil product for untreated wooden floors and table-/worktops.
	APPEARANCE	A coloured oil is slightly transparent and enhances the natural grain of the wood. The colour invisible/nordic retains an untreated look on light wood species. Invisible/nordic is not recommended on dark wood species.
	COVERAGE	10-50 m² depending on wood structure and absorption.
	PACKAGE SIZE	White and Black: 0.375, 0.75, 2.5, 5 litres. Cherry: 0.375, 0.75, 2.5 litres. Invisible/Nordic, Anthracite Grey, Dark Coco, Mahogany, Walnut, Wild Hazel, Driftwood Grey: 0.375, 2.5 litres.
	DRYING TIME*	16-24 hours before applying the finishing oil. Ready for use 24 hours after the finishing treatment. Fully cured after 72 hours.
	APPLICATION	Cloth, brush, roller or lambswool applicator in combination with a nylon scouring pad for all types of surfaces.




INVISIBLE / NORDIC



CLEAR



WHITE



WILD HAZEL



WALNUT



MAHOGANY



CHERRY



DARK COCO



ANTRACITE



BLACK



DRIFTWOOD GREY

CLEANING & MAINTENANCE

CLEANING



JUNCKERS SYLVACLEANER

JUNCKERS SYLVANEUTRALIZER



DESCRIPTION

SylvaCleaner is a universal cleaning product for daily or periodic cleaning of lacquered and oiled wood floors.

SylvaCleaner has been developed to dissolve surface dirt and to dry quickly.

SylvaCleaner does not leave a film or residue on the floor.

Junckers SylvaNeutralizer is used for cleaning wood floor surfaces before maintaining with lacquer or oil.

SylvaNeutralizer dries quickly and neutralises the surface after cleaning with SylvaCleaner. It is not necessary to clean the floor afterwards with water.



APPEARANCE

Colourless.

Colourless.



PH-VALUE

Diluted: Approx. 7
Undiluted: Approx. 7.5

Diluted: 2-3
Undiluted: 2



MIXING PROPORTIONS

50–200 ml per 10 litres of water.

200 ml per 10 litres of water.



PACKAGE SIZE

1, 2.5 and 5 litres.

1 litre.



DRYING TIME*

Approx. 5 minutes.

Approx. 5 minutes.



APPLICATION

Cloth or flat microfiber mop.

Cloth or flat microfiber mop.



PUMPS



1 litres:
¼ pump



1 litres:
¼ pump



5 litres:
2 pumps



5 litres:
2 pumps



10 litres:
4 pumps



10 litres:
4 pumps

*at 20°C and 50% RH

MAINTENANCE



JUNCKERS RUSTIC TOP OIL



DESCRIPTION

A surface maintainer for use on floors which have been treated with Rustic Oil.

TopOil is easy to apply and fast drying so the floor is ready for use after 30 to 60 minutes.

TopOil protects the surface, restores a uniform sheen to the floor and reduces the effects of scratches and abrasions.

Apply a coat of this oil, before starting to use a factory oiled Black Oak floor.



APPEARANCE

Dries to colourless ultra matt appearance.



GLOSS LEVEL

Ultra Matt.



COVERAGE

30-50 m² per litre.



PACKAGE SIZE

1, 2.5 and 10 litres.



DRYING TIME*

Ready for light traffic after 30-60 minutes.
Fully cured after 24 hours.



APPLICATION

Flat microfiber mop or cotton cloth.

ACCESSORIES



Proline Microfiber roller
10 pcs. per box



Junckers roller frame
10 pcs. per box

Junckers Telescopic
roller pole

GENERAL INFORMATION - CLEANING & MAINTENANCE

LACQUERED FLOORS

Junckers prefinished lacquered floors have a very hard-wearing factory applied polyurethane lacquer surface, and normally require no treatment prior to use.

The life span of the lacquer largely depends on proper cleaning and maintenance. In some high traffic commercial areas and/or those subject to spillage, consideration should be given to a further coat of Junckers lacquer to give extra protection to the floor.

REGULAR CLEANING

Vacuum and/or sweep the floor to remove surface dust and grit. Clean the floor with a mild solution of Junckers SylvaCleaner using a well wrung out cloth or a hand held sprayer and flat mop kit.

For larger floors use a scrubber dryer machine using correct mix of SylvaCleaner. Newly lacquered floors should not be cleaned for at least 72 hours after lacquering.

USE OF WATER!

Always use as little water as possible for cleaning.

Use a well wrung out cloth or mop and remove excess water immediately.

Wipe up any spillage of water as soon as possible to prevent the wood becoming damaged.

An extra coat of seal can reduce the likelihood water damage.

LONG TERM MAINTENANCE

Junckers recommends a 12-24 month inspection after installation of the floor to assess its condition and the likely maintenance requirements for the future.

If the surface is very dull and worn then a coat of Junckers lacquer may be required to maintain protection of the floor.

HOW TO MAINTAIN THE FLOOR

The floor should first be cleaned with Junckers SylvaCleaner, then abraded. After removing the dust the floor must be resealed with the appropriate Junckers floor lacquer.

Note that abrading and cleaning are crucial to allow the new coatings to adhere properly.

WAX/POLISHED FLOORS!

Floors previously treated with wax or polish must be machine- sanded before resealing.

JUNCKERS APPROVED CONTRACTORS

Please contact Junckers for a list of approved maintenance contractors who can undertake 12-24 month inspections and resealing work to a high standard.

Junckers is also able to provide contact details for its network of approved distributors and stockists who can supply the complete range of Junckers lacquers, oils and cleaning products.

FURTHER TECHNICAL INFORMATION

See junckers.co.uk / junckers.ie

OIL TREATED FLOORS

Junckers prefinished oiled floors have a factory applied finish, and are ready for use immediately after installation. If any minor scratches and scuffs have occurred during installation, follow the procedure described under "Spot Repair".

CLEANING & MAINTENANCE - DAILY/WEEKLY

Vacuum or sweep the floor to remove surface dust and grit. Clean the floor when required with Junckers SylvaCleaner. Use a well wrung out cloth or a hand held sprayer in combination with a rotary polishing machine mounted with a soft (white) nylon pad. Alternatively a cleaning machine may be used.

USE OF WATER!

Always use as little water as possible for cleaning.

Use a well wrung out cloth or mop and remove excess water immediately.

Wipe up any spillage of water as soon as possible to prevent the wood becoming damaged.

An extra coat of seal can reduce the likelihood water damage.

JUNCKERS FACTORY OILED BLACK OAK FLOORS

Apply Junckers Rustic Top oil to newly installed floors before use.

LONGER TERM MAINTENANCE

1. Clean extremely dirty floors with a black nylon scrubbing pad slightly wetted with a solution of Junckers SylvaCleaner.

Treat only 2-3 m² at a time and wipe up the dirty water immediately. Repeat if necessary until the floor is clean.

2. Apply a coat of Junckers Rustic Oil using a long handled brush or a spray. 1 litre covers approx. 50-100m².
3. After approximately 5 minutes, apply more oil to any matt or dry-looking areas. Oil from wetter areas may be wiped onto drier looking parts of the floor.
4. After a maximum of 30 minutes of soaking time wipe away any surplus oil with a clean, dry cloth.
5. Buff the floor using a soft nylon pad wrapped with a clean cloth until the surface has a uniform sheen.
6. leave the floor to dry for 16 to 24 hours before use.

PERIODIC MAINTENANCE

1. Clean the floor thoroughly with Junckers SylvaNeutralizer and ensure the floor is allowed to dry completely. If the floor is very worn or dirty follow the routine under "Longer Term Maintenance".
2. Abrade the floor with a black nylon buffing pad or 150 grit mesh disc.
3. Apply a thin coat of Junckers Rustic TopOil on the surface, depending upon the range of oils used.
4. Leave the floor to dry.
5. Repeat the application of Junckers Rustic TopOil if the surface is still dull and patchy.

SPOT REPAIR

Scratches: apply Junckers Rustic TopOil with a soft cloth.

Deep scratches: apply Junckers Rustic Oil as described under "Longer Term Maintenance", sections 2-4.

MAKE SURE THE FLOOR IS DRY

Do not cover freshly oiled floors with plastic or other types of non-porous protection as this will prevent the oil from curing properly.

WAX/POLISHED FLOORS

Oiled floors which have been treated with wax or polish must be machine-sanded before treatment with Junckers Rustic Oil products.



JUNCKERS

Walking on Danish design