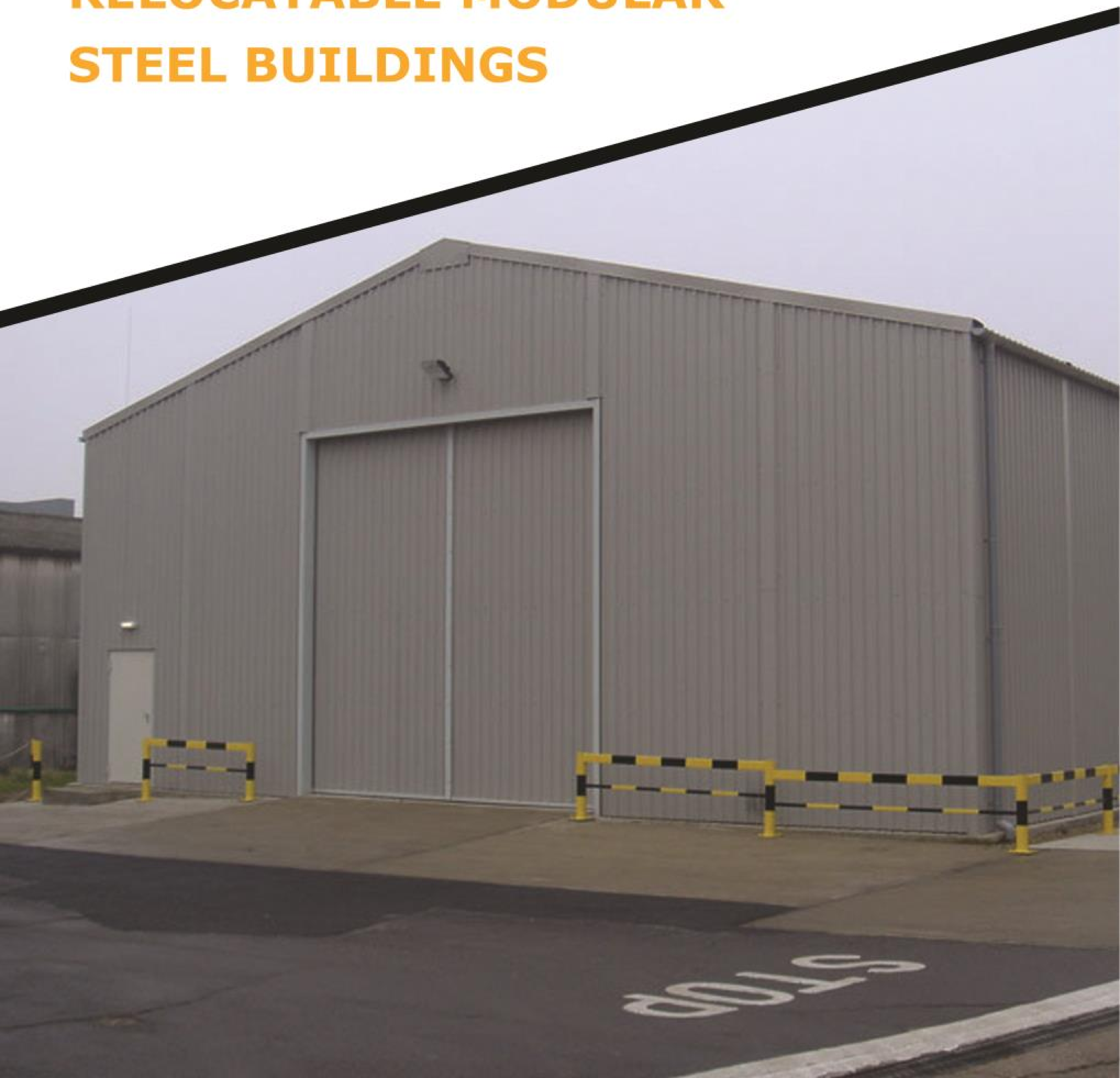




*The Flexible Solution to your Building Needs*

# **UK MANUFACTURER OF PREFABRICATED AND FULLY RELOCATABLE MODULAR STEEL BUILDINGS**




# ABOUT US

Quickway Buildings Ltd. has over 40 years in experience in supplying relocatable, reusable and 100% recyclable, prefabricated modular steel buildings for industrial and on your business needs, we can provide commercial use. Depending building solutions for you. We can also extend or totally relocate existing Quickway buildings.

We have supplied numerous standard and bespoke Quickway buildings to many major contractors at locations such as Heathrow Airport and Chatham Docks, a selection of which are available to view on our website.

In addition, as a result of our high quality of design and manufacturing, many of our early buildings are still in use today, either either in the original location, or having been sold on and relocated to new areas.





# WHY CHOOSE PREFABRICATED CONSTRUCTIONS?



## FAST

Steel framed buildings can be delivered to site in weeks. Erection is fast due to the prefabricated, pre clad modular design.



## ECONOMICAL

Quickway prefabricated buildings offer a low initial cost with a durable long life and may be sited on a simple foundation.



## RELOCATABLE

Steel framed buildings may be re-sited several times without risk of major part replacement.



## DELIVERY DIRECT TO YOUR SITE

Ready clad prefabricated modules are transported by flat bed trailer, the load being 2.9m wide.



## ERECTION

Erection is speedily completed by our experienced crews.



## EXTEND OR REDUCE

Accommodation may be extended or reduced simply by adding or taking away modules.

# WHAT WE CAN OFFER

Here at Quickway Buildings, our prefabricated buildings are built to meet a range of accommodation requirements. Many different industries choose to use prefabricated buildings as they are extremely convenient and meet the needs of the business, due to being both relocatable and reusable.



## WORKSHOPS

Businesses that require a space for a workshop are ideal candidates for a prefabricated steel building.

They can offer ample space for daily operations, providing excellent durability and security.



## STORES

Our prefabricated buildings are ideal for those who want extra flexibility and space to showcase their products or services.

Our large structures allow you to provide a wide range of goods to satisfy your customer's needs.



## WAREHOUSES

Warehouses need a generous amount of space to store thousands of goods for shipping, therefore our prefabricated buildings are excellent for this.

We offer larger prefabricated building models depending on the client's needs. For larger storage facilities, our wider span buildings provide a generous amount of floorspace and standard eaves heights of up to 6.0 metres.

Bespoke door positions and dimensions can be designed to suit individual client's needs.



## GARAGES

We understand that car mechanical businesses need plenty of space for large vehicles, along with machinery to complete day to day tasks.

Our buildings are excellent for garages due to the choice of building sizes and specifications we have to offer. Not only that, they are also highly economical in comparison to a standard building.





## FARM BUILDINGS

It is important that agricultural buildings are made to last for a long time. The strength and durability of our buildings ensure that livestock and expensive equipment are safe, as well as withstanding harsh weather conditions.

Furthermore, we will ensure that any building we supply will meet your needs and provide adequate space to house all that is needed to run your farm successfully.



## FACTORIES

We can supply our buildings individually customised to meet many bespoke needs, providing secure, safe and durable factory premises with high resale values due to the relocatable design.

Your machinery workforce will remain safe thanks to the strength of the structure, allowing your day to day tasks to be completed without worry.

# STANDARD FEATURES OF QUICKWAY MODULAR BUILDING SYSTEMS

Here at Quickway Buildings, our prefabricated constructions are built to meet a range of accommodation requirements. Many different industries choose to use prefabricated buildings as they are extremely convenient and meet the needs of the business, as the buildings are both relocatable, reusable and 100% recyclable due to being all steel.



- ✓ British steel framework painted with high-quality zinc phosphate grey primer.
- ✓ Plastisol coated steel flashings covering all external columns, rafters and exposed steels.
- ✓ Translucent roof panels equating to approximately 10% of the floor area.
- ✓ Roof set at a 15-degree pitch for all spans.
- ✓ On insulated buildings, mineral wool fibreglass infill covered by profiled bright white painted steel liner sheets fitted to the internal building panels.
- ✓ High-quality industrial half-round PVC guttering and downpipes.



# QUICKWAY BUILDING SPECIFICATIONS

Depending on the needs of your business, we can supply a range of different building sizes and features, to ensure that the applicable specification would be best for the activities you wish to carry out within them.

## Standard Features

### FRAMEWORK

Structural steelwork painted one coat, high quality grey oxide primer.

### CLADDING

P.V.C coated box profile steel sheets, complete with all necessary flashings, filters and fittings. No site cutting required.

### TRANSLUCENT ROOF LIGHTS

Provide ample natural light.  
Approximately 10% of roof area.

### SLIDING/PERSONNEL DOORS

Double leaf bi-parting steel framed doors, top hung, with security drop bolts and separate steel personnel door fitted to each gable end on 12m, 15m, 18m, 20m, 24m span buildings. on the 7.32. and 9m span buildings, the main door is fitted in one gable with a personnel door only in the other gable end.

## Optional Features

### CLADDING

Choice of PVC paint coated finishes in a range of colours. Colour charts are available on request.

### LININGS / INSULATION

By fiberglass material fixed between the exterior cladding and steel liner. Liner is painted bright white as standard.

### RAINWATER GOODS

High quality PVC guttering, downpipes and fittings.

### PARTITIONS

Support steel work and cladding for internal divisions.

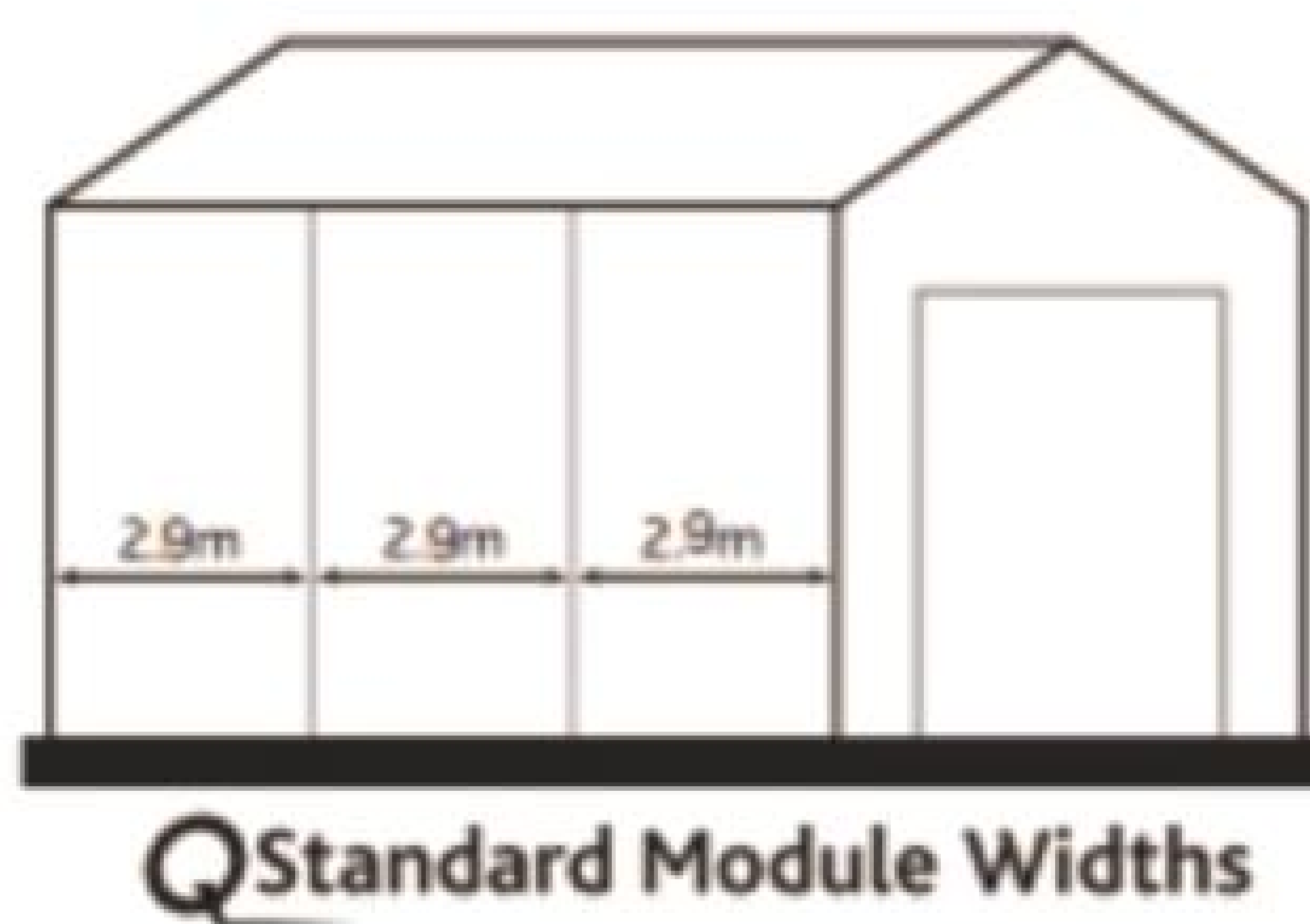
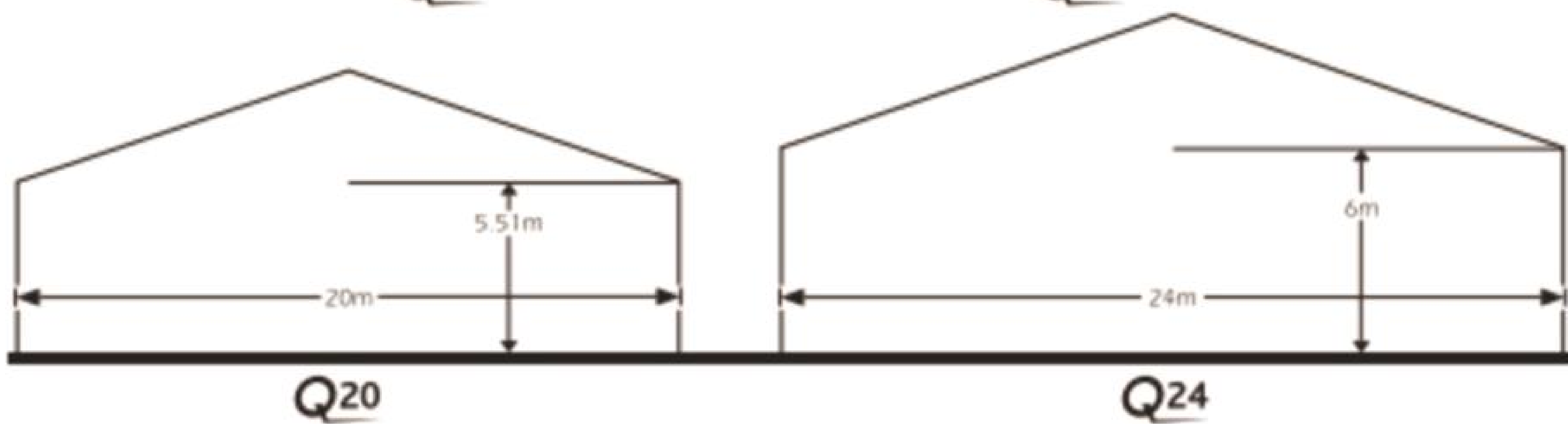
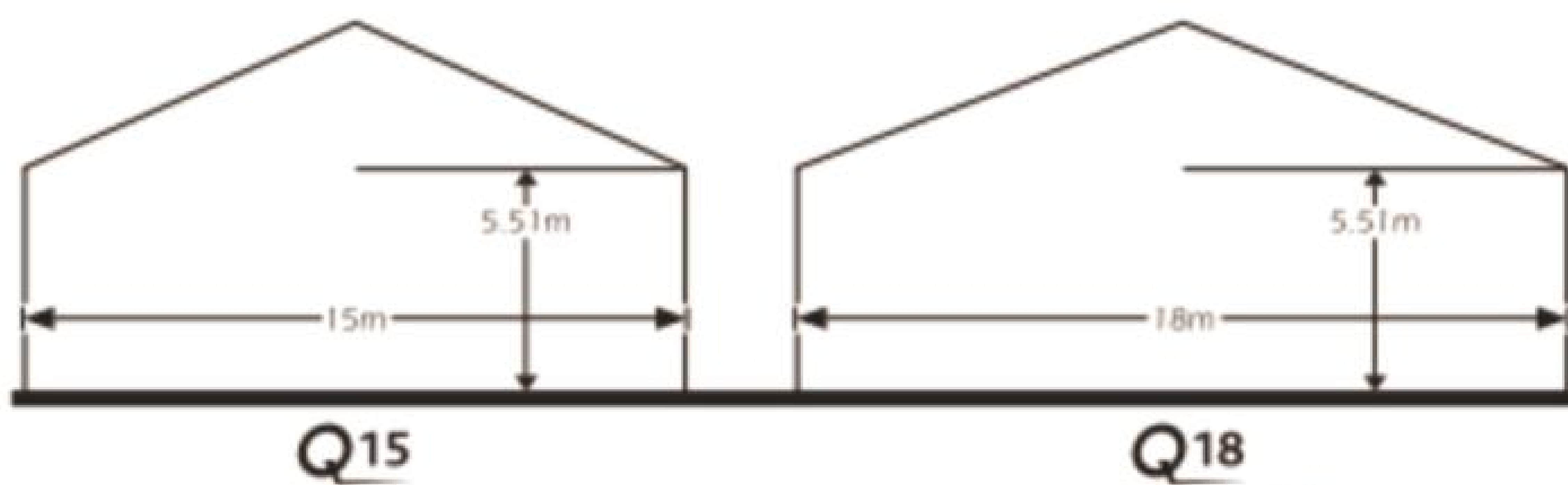
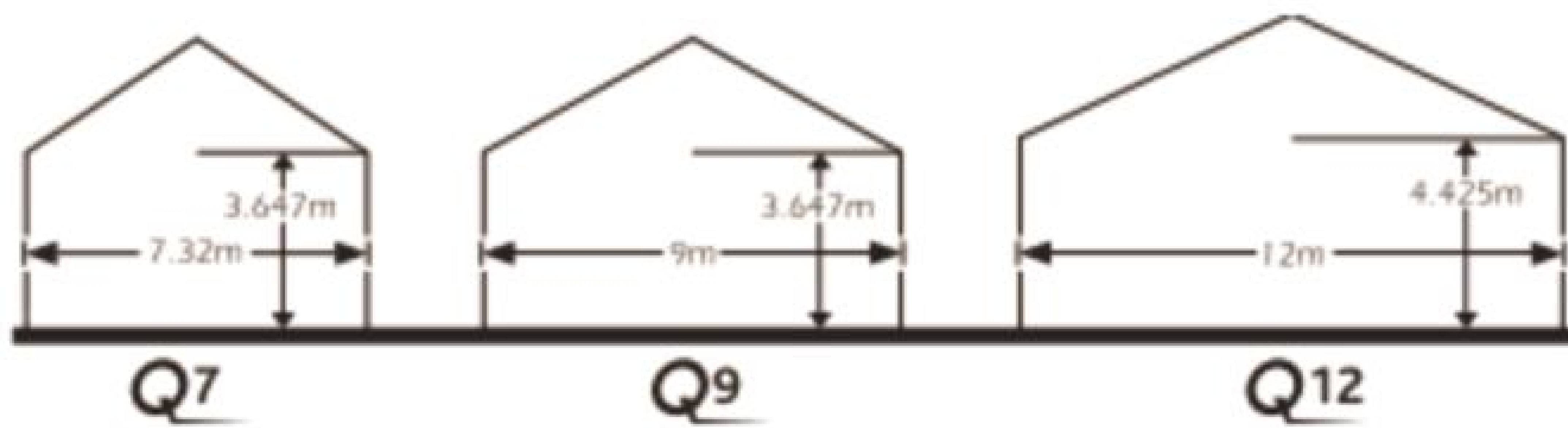
### FIRE PROTECTION

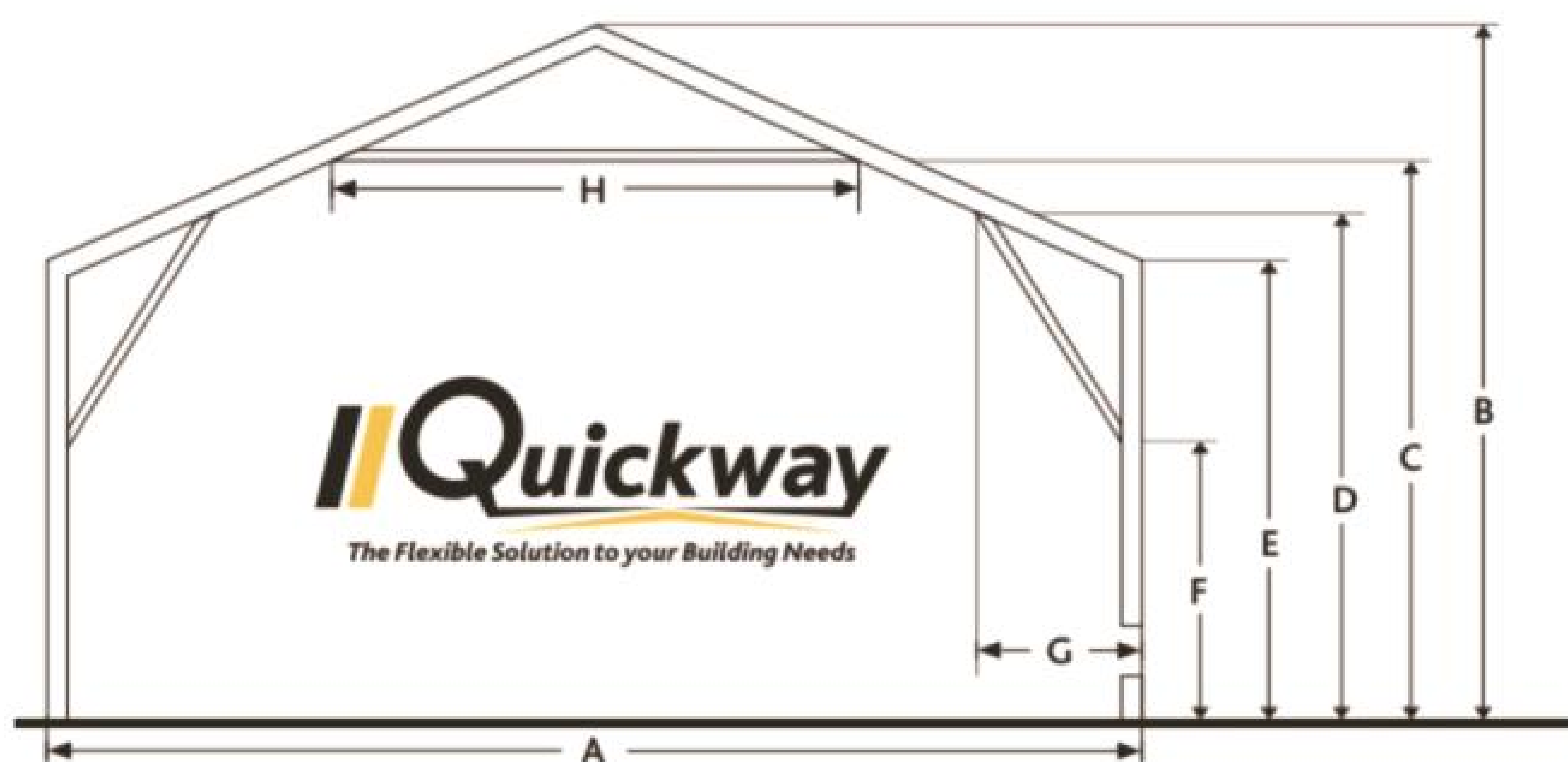
1 hour fire protection to walls and columns.

### DOORS

Roller shutter doors, additional sliding doors and personnel doors.







MODULE TYPE	MODULE LENGTH	A	B	C	D	E	F	G	H	DOOR HEIGHT	DOOR WIDTH
Q7	2.9m (9'6")	7.32m (24'0")	4.628m (15'2")	4.018m (13'3")	3.531m (11'7")	3.647m (12'0")	2.936m (9'7")	0.465m (1'7")	2.381m (7'10")	3.447m (11'4")	3.447m (11'4")
Q9	2.9m (9'6")	9m (29'6")	4.847m (15'11")	4.160m (13'8")	3.531m (11'7")	3.647m (12'0")	2.936m (9'7")	0.465m (1'7")	2.958m (9'9")	3.670m (12'0")	4m (13'0")
Q12	2.9m (9'6")	12m (39'4")	6.033m (19'10")	5.131m (16'10")	4.451m (14'7")	4.425m (14'6")	3.177m (10'6")	0.985m (3'3")	4.351m (14'3")	4.270m (14'0")	4.256m (13'9")
Q15	2.9m (9'6")	15m (49'2")	7.520m (24'8")	6.474m (21'3")	5.608m (18'4")	5.51m (18'0")	3.855m (12'7")	1.360m (4'6")	5.313m (17'6")	5m (16'5")	5m (16'5")
Q18	2.9m (9'6")	18m (59'0")	7.921m (26'0")	6.589m (21'7")	5.608m (18'4")	5.51m (18'0")	3.855m (12'7")	1.360m (4'6")	7.576m (24'10")	5m (16'5")	5m (16'5")
Q20	2.9m (9'6")	20m (65'7")	8.189m (26'10")	6.734m (22'1")	5.636m (18'6")	5.51m (18'0")	3.748m (12'3")	1.463m (4'10")	8.351m (27'4")	5.62m (17'3")	5m (16'5")
Q24	2.9m (9'6")	24m (78'9")	9.190m (30'2")	7.539m (24'9")	6.147m (20'2")	6m (19'7")	3.939m (12'11")	1.712m (5'7")	9.558m (31'4")	5.62m (17'3")	5m (16'5")

All dimensions shown are for standard Quickway Buildings. Door sizes and eaves height may vary. Models Q7 and Q9 are supplied with a main door at one end and a personnel door in the other end. All other Buildings have a main door and personnel door in one end and a personnel door only in the other end. We reserve the right to alter or vary dimensions indicated in accordance with manufacturing modifications and variations of specification.





*The Flexible Solution to your Building Needs*



[sales@quickway-wingham.co.uk](mailto:sales@quickway-wingham.co.uk)



01732 459921 (OPT 2)



Hardy's Yard,  
London Road,  
Riverhead,  
Sevenoaks,  
Kent  
TN13 2DN