


CI/SfB		
	(47)	(NF2)

February 2018

# Gemini® Traditional Sandfaced Tiles



Gemini® Traditional Sandfaced Ember Blend at  
Mark Hughes Developments, Loughborough,  
Leicestershire.



## Gemini® Traditional Sandfaced tiles ... for a subtle weathered finish


Ideal for use in rural or established areas where blending with traditional older buildings is a must, the Gemini® Traditional Sandfaced roof tile is available in two colour blends.

- Traditional sandfaced appearance
- Riven texture
- Thin uneven leading edge
- Only 16.2 to 18.1 tiles per m<sup>2</sup> (60 for plain tiles)
- Hidden tile fixings
- Full range of mechanically fixed systems available
- Kitemarked to BS EN 490
- Product Integrity Guarantee
- Less weight per m<sup>2</sup> than plain tiles
- 40% CO<sub>2</sub> saving in manufacture compared to concrete plain tiles

## Available in 2 colours



Ember Blend



Mercia Blend

## Guarantee

The colour of Minislate will change with natural weathering, but the integrity of the tile carries a 60-year Product Integrity Guarantee from date of supply, subject to the company's normal terms. Forticrete Roofing Products' policy is one of continuous improvement and the Company reserves the right to change specifications and designs at any time without notice. Roof tiles and slates may become scuffed during transportation or installation. This does not affect the performance of the products and the appearance will improve with weathering in due course. Where an exact colour match is critical, you are advised to view actual tile samples.

# Forticrete roofing

an IBSTOCK plc company

## Gemini® tile dimensions and specifications

Tile thickness						
		<b>Gemini® tile</b>	<b>RH three quarter tile</b>	<b>LH three quarter tile</b>	<b>Universal tile and half</b>	<b>Lo-vent tile*</b>
Overall Length:		270mm	270mm	270mm	270mm	270mm
Hanging Length (l <sub>1</sub> ):		243mm	243mm	243mm	243mm	243mm
Overall Width (w):		337mm	260mm	235mm	495mm	337mm
Cover Width (Cw):		316mm	235mm	235mm	470mm	316mm
Mass (approx):		2.85kg	2.2kg	2.1kg	4.3kg	0.6kg
Free Vent Area:		—	—	—	—	7855mm <sup>2</sup>

**Note:** Bonded double tiles may be required for hip and valley details.  
These tiles are available on request. \* Registered design no. 2096657

Designation:  
T – EN490 – IL – 0 – RF – 316 – / – / – 243 – 2,8

## Fixing specification

The site exposure, geographical location and roof complexity will determine the tile fixing specification. Site specific fixing specifications are available, to obtain please visit [www.myforticreteroof.co.uk](http://www.myforticreteroof.co.uk).

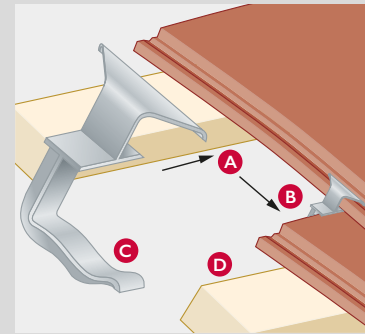
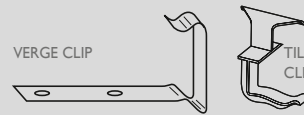
- All tiles must be nailed
- Nail size: 45mm x 3.35mm smooth or ring shank aluminium clout nails depending on site exposure
- Batten size: 50x25mm for rafter spans up to 600mm
- Clipping requirements will vary, please refer to site specific fixing specification.

- All verge tiles should be fixed with a Gemini verge clip and Gemini individual dry fixed verge units in accordance with the manufacturer specification
- Small sections of cut tile, should be replaced with universal tile and a half's
- Forticrete recommends the use of positive ventilation in roof spaces in accordance with the current British Standard BS 5250

Forticrete also recommend the use of high and low level ventilation systems, such as eaves and ridge ventilation, to control condensation above or below the underlay position, depending on insulation position.

**Fig 1:**  
**Fixing of Gemini® tile clip:**

The Gemini® tile clip is not mechanically fixed to the batten; instead it clips onto the tile interlock (A). The clip is then slid down (to point B) and the curved underlock (C) locates onto the underside of the tile below (D).



### Gemini® dry fix and ventilation products available

Dry fixed ventilated 1/2 round ridge system, Dry fixed ventilated monoridge system, Eaves vent system, Abutment vent system, Lo-vent tiles (flush fitting), Ridge vent tiles, Gas vent ridge tiles, Individual dry fixed verge system, Dry fixed 1/2 round hip system, Dry fixed bonnet hip system, Dry fixed mitred hip system, Dry mitred valley, GRP valley, GRP secret gutter, Tile clips, Verge clips, Tile replacement clips, Valley clips.

Pitch	Headlap	Batten spacing	Batten required	Tiles required	Mass (approx)
30° - 70°	75mm min 95mm max	195mm max 175mm min	5.10 lin m/m <sup>2</sup> 5.71 lin m/m <sup>2</sup>	16.2/m <sup>2</sup> 18.1/m <sup>2</sup>	48kg/m <sup>2</sup> 51kg/m <sup>2</sup>

**Note:** All leadwork should be installed in accordance with BS EN 12588 and information supplied by the Lead Sheet Association.

## Working procedures, safety & general precautions

Tiles should be fixed in accordance with the current version of BS 5534 at the time of installation. Forticrete recommend that fixers of all slates and tiles regard the products as fragile as stated in BS8000. During installation of the products, the correct setting out and working procedures should be employed to avoid walking directly on to products which have been fixed or are on any completed area of a roof. Should it be necessary to gain access via the roof where battens of adequate strength cannot be used as footholds, this should not be attempted without the use of adequate protection to the tiles or slates including the required number of crawling boards, ladders and cat ladders. Please note that where there is a change of pitch, packing may be required between crawling boards, cat ladders and the surface of the tiles or slates to avoid damage to the product. Fixers should note that Forticrete do not recommend the practice of cutting tiles or slates in-situ. Other information can be obtained from the Health and Safety in RoofWork publication HSG33 and in the 'Working on Roofs' publication INDG284. Reference should also be made to the Forticrete Technical Literature and Fixing Instructions.

Order your *Gemini®* from:

Approved stockist

### Gemini® Roofing Systems & Technical enquiries:

Forticrete Limited,  
Boss Avenue, off Grovebury Road,  
Leighton Buzzard,  
Beds LU7 4SD

Tel: 01525 244900

Fax: 01525 850432

E-mail: [roofing@forticrete.com](mailto:roofing@forticrete.com)

Forticrete, Gemini, Ecotile and the E device are registered trademarks of Forticrete Ltd.

All relevant Forticrete products are CE marked. Declarations of Performance are available at [www.forticrete-ce.com](http://www.forticrete-ce.com)

This document does not form part of any contract and Forticrete cannot accept liability for any errors or omissions.

In order to maintain its position as a market leader, Forticrete operates a policy of continuous product development and therefore reserves the right to alter specifications without notice.

Although the instructions contained in this publication and any other information published by Forticrete are believed to be accurate at the date of publication, they are strictly for guidance only and Forticrete accepts no liability in relation to their use or for any losses, howsoever caused. You are responsible for taking all reasonable steps to ensure your use of the goods/products conforms to all applicable health and safety requirements from time to time. If in doubt, please consult appropriately qualified persons. All products sold by Forticrete are sold subject to Forticrete's Terms and Conditions of Sale, a copy of which is available on request.

[www.forticrete.co.uk](http://www.forticrete.co.uk)

© Forticrete Ltd. 2018. All rights reserved.

