

CI/SfB		
	(47)	(NF2)

July 2014

MINISLATE® interlocking tile




Minislate® Slate Grey on Amberstone Developments, Roundhay, Leeds.


The aesthetic appeal of natural slate with the benefits of an interlocking concrete tile

- 20 x12 slate appearance when laid
- Fibre-free composition
- Fixed as simply as conventional interlocking tiles
- Hidden fixings, including tile clip
- Full range of Dry Fix Systems available to satisfy NHBC requirements
- Kitemarked to BS EN 490:2011
- Patented product
- 60 year Product Integrity Guarantee


Available in 3 colours



Welsh Blue



Slate Grey



Black (made to order)

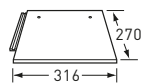
Guarantee

The colour of Minislate will change with natural weathering, but the integrity of the tile carries a 60-year Product Integrity Guarantee from date of supply, subject to the company's normal terms. Forticrete Roofing Products' policy is one of continuous improvement and the Company reserves the right to change specifications and designs at any time without notice. Roof tiles and slates may become scuffed during transportation or installation. This does not affect the performance of the products and the appearance will improve with weathering in due course. **Where an exact colour match is critical, you are advised to view actual tile samples.**

Minislate® tile dimensions and specifications

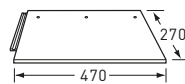


Overall Length:
Hanging Length (L₁)
Overall Width (w):
Cover Width (Cw):
Mass (approx):
Free Vent Area:



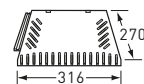
Minislate® tile

270mm
243mm
337mm
316mm
2.8kg
—



Universal tile and half

270mm
243mm
495mm
470mm
4.3kg
—



Lo-vent tile*

270mm
243mm
337mm
316mm
0.6kg
7855mm²

Note: Bonded double tiles are available on request. *Registered design No. 20966577

Designation:

T – EN490 – IL – 0 – RF – 316 – / – / – 243 – 2,8

Minislate® fixing specification

The site exposure, geographical location and roof complexity will determine the tile fixing specification. Site specific fixing specifications are available on request from the Technical Department.

- All tiles must be nailed
- Nail size: 45mm x 3.35mm smooth or ring shank aluminium clout nails depending on site exposure
- Batten size: 38mm x 25mm for rafter spans up to 450mm, 50mm x 25mm for rafter spans up to 600mm
- It is a minimum requirement that the second course up from the eaves is clipped with Minislate tile clips, as shown in Fig 1. Extra tile clipping may be required, depending on site exposure

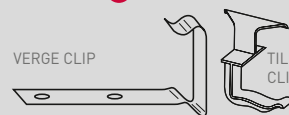
- All verge tiles must be fixed with a Minislate® verge clip, unless using Minislate® individual dry fixed verge units
- Small sections of cut tile, should be replaced with universal tile and a half's
- Forticrete recommends the use of positive ventilation in roof spaces in accordance with the current British Standard BS 5250

Forticrete also recommend the use of high and low level ventilation systems, such as eaves and ridge ventilation, to control condensation above or below the underlay position, depending on insulation position.

Fig 1:

Fixing of Minislate® tile clip:

The Minislate® tile clip is not mechanically fixed to the batten; instead it clips onto the tile interlock (A). The clip is then slid down (to point B) and the curved underlock (C) ocates onto the underside of the tile below (D).



Minislate® dry fix and ventilation products available

Dry fixed ventilated 1/2 round ridge system, Dry fixed ventilated monoridge system, Eaves vent system, Abutment vent system, Lo-vent tiles (flush fitting), Ridge vent tiles, Gas vent ridge tiles, Individual dry fixed verge system, Dry fixed 1/3 round hip system, Dry fixed bonnet hip system, Dry fixed mitred hip system, Dry mitred valley, GRP valley, GRP secret gutter, Tile clips, Verge clips, Tile replacement clips, Valley clips.

Pitch	Headlap	Batten spacing	Batten required	Tiles required	Mass (approx)
22.5° - 29.5°	80mm min 95mm max	190mm max 175mm min	5.26 lin m/m ² 5.70 lin m/m ²	16.6/m ² 18.1/m ²	47kg/m ² 51kg/m ²
30° - 70°	75mm min 95mm max	195mm max 175mm min	5.13 lin m/m ² 5.70 lin m/m ²	16.3/m ² 18.1/m ²	45kg/m ² 51kg/m ²

Note: All leadwork should be installed in accordance with BS EN 12588:2006 and information supplied by the Lead Sheet Association.

Working procedures, safety & general precautions

Tiles should be fixed in accordance with the current British Standard BS5534 and Forticrete recommend that fixers of all slates and tiles regard the products as fragile as stated in the current British Standard BS8000 Workmanship on Site: Part 6. During installation of the products, the correct setting out and working procedures should be employed to avoid walking directly on to products which have been fixed or are on any completed area of a roof. Should it be necessary to gain access via the roof where battens of adequate strength cannot be used as footholds, this should not be attempted without the use of adequate protection to the tiles or slates including the required number of crawling boards, ladders and cat ladders. Please note that where there is a change of pitch, packing may be required between crawling boards, cat ladders and the surface of the tiles or slates to avoid damage to the product. Fixers should note that Forticrete do not recommend the practice of cutting tiles or slates in-situ. Other information can be obtained from the Health and Safety in Roof Work publication HSG33 and in the 'Working on Roofs' publication INDG284. Reference should also be made to the Forticrete Technical Literature and Fixing Instructions.

Order your **MINISLATE®** from:

Approved stockist

Minislate® Roofing Systems & Technical enquiries:

Forticrete Limited,
Boss Avenue, off Grovebury Road,
Leighton Buzzard,
Beds LU7 4SD

Tel: 01525 244900

Fax: 01525 850432

E-mail: roofing@forticrete.com

Forticrete, Minislate, Ecoslate and the E device are registered trademarks of Forticrete Ltd.
CRH is a registered trademark of CRH plc.

All relevant Forticrete products are CE marked. Declarations of Performance are available at www.forticrete-ce.com

This document does not form part of any contract and Forticrete cannot accept liability for any errors or omissions.

In order to maintain its position as a market leader, Forticrete operates a policy of continuous product development and therefore reserves the right to alter specifications without notice.

Although the instructions contained in this publication and any other information published by Forticrete are believed to be accurate at the date of publication, they are strictly for guidance only and Forticrete accepts no liability in relation to their use or for any losses, howsoever caused. You are responsible for taking all reasonable steps to ensure your use of the goods/products conforms to all applicable health and safety requirements from time to time. If in doubt, please consult appropriately qualified persons. All products sold by Forticrete are sold subject to Forticrete's Terms and Conditions of Sale, a copy of which is available on request.



www.forticrete.co.uk

Forticrete is a CRH Company

Forticrete® roofing

© Forticrete Ltd. 2014. All rights reserved.

