




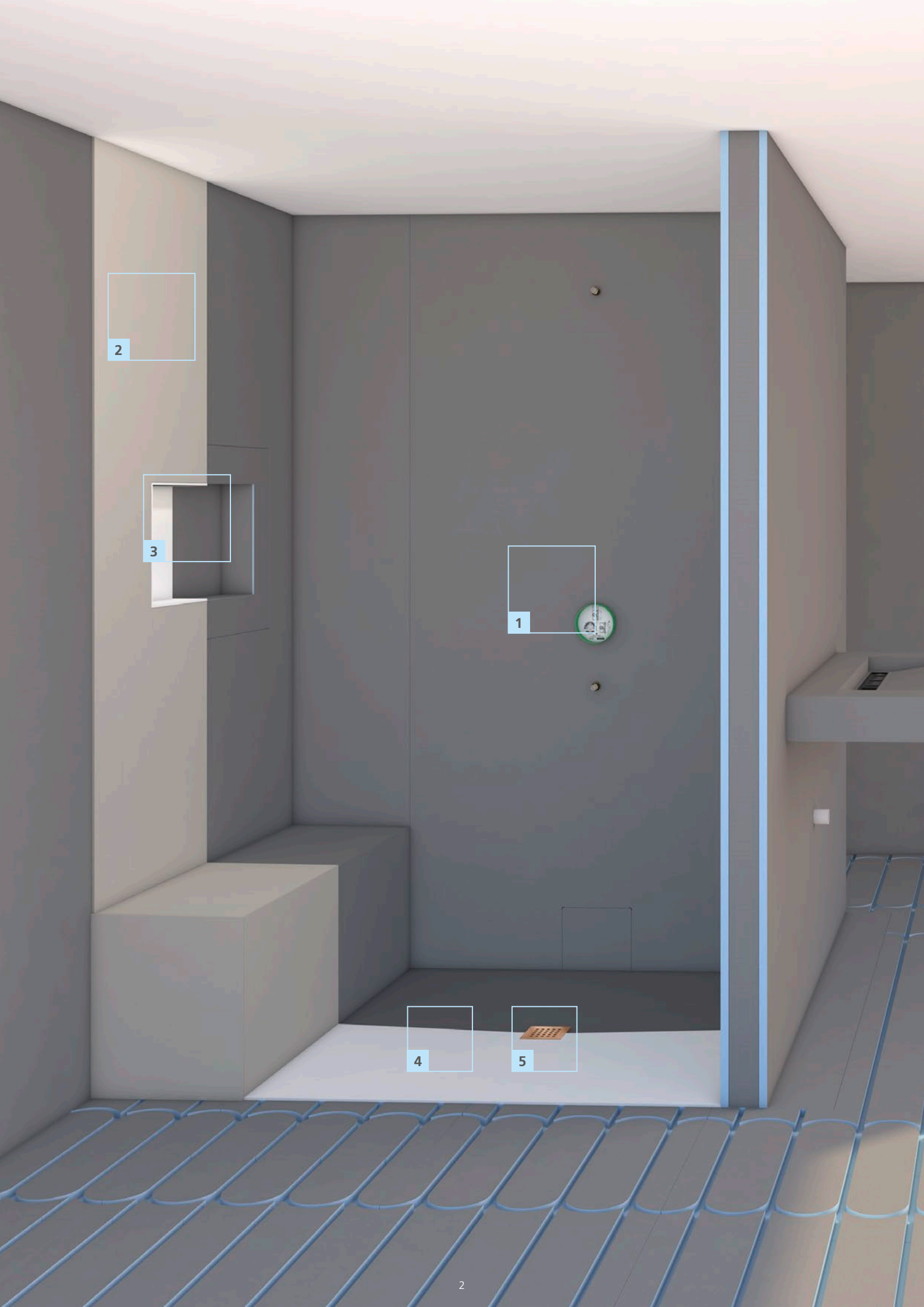


# New products 2023

There is something new in the world of wedi systems







## Colour, light, design: new inspirations for creative bathrooms

Relaxed colour design, pleasant mood lighting, quick installation: a range of new products to complement wedi system solutions – more inspiring and diverse than ever before. Technically sophisticated new solutions unite creative design and long-term service life.

In particular, special attention has been paid to ensure that all systems are safe and quick to install.

### **wedi Sanwell® shower wall module**

The new prefabricated shower module already contains water pipes and connections as well as a Hansgrohe iBox – and is completely waterproof. For significantly faster installation. **Page 4.**

**1**

### **wedi Top® Wall: new designs**

The wedi Top Wall offers a joint-free alternative to traditional wall tiles. Three new designs made of a modern mineral material with integrated flakes entirely of recycled content are now available. **Page 8.**

**2**

### **wedi Sanwell® Top LED niche**

The new illuminated niche design surface makes storage in the shower a real eye-catcher. Thanks to the fully integrated and sealed lighting technology, its installation is fast and easy. **Page 10.**

**3**

### **Fundo Ligno® Plus and a matching Fundo Top®**

Ideal for old buildings: thanks to its low installation height, the Fundo Ligno Plus can be quickly and easily integrated into suspended timber floors. A matching Fundo Top design surface is available for this element. **Page 12.**

**4**

### **Fundo Top® Integro and Fundo Top® Riolito**


The shower as a design object: from now on, seamless Fundo Top surfaces are also available for the Fundo Integro and Fundo Riolito shower elements. **Page 14.**

### **wedi Fundo® drain covers: new surface finish**

Outstanding colour quality and brilliance thanks to the high quality PVD coating: wedi Fundo drain covers are now available in trendy metallic colours with a brushed surface. **Page 16.**

**5**

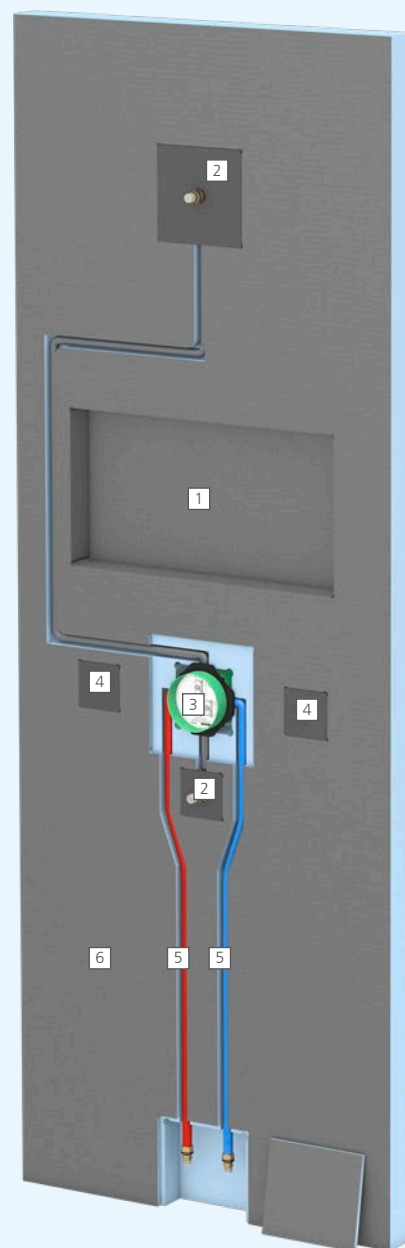
## What if the technology is already inside ...



### wedi Sanwell® shower wall module: full of technology, free of water

Construction schedules are normally tight whilst the number of available skilled tradesmen on site is usually low. The wedi Sanwell shower wall module is a well-thought-out solution that is designed to relieve the burden on installers. The module can be used in a wide range of room concepts as a fixed wall or as a free-standing partition wall.

The benefit: it is simply set up and connected, ready to receive tiles or wedi Top design surfaces as a finish. Different parameters can be configured according to customer requirements when ordering. All water pipes and connections as well as the Hansgrohe iBox are integrated at the factory. Therefore installation is much faster in comparison with traditional framework installations.



## At a glance

- 1 wedi Sanwell shower wall module, optionally with or without a niche
- 2 Built-in outlets for the shower head (height: 1950 to 2350 mm) and the hand shower (height: 1000 to 1200 mm)
- 3 Factory-integrated and sealed Hansgrohe iBox for connecting flush-mounted fittings
- 4 Recessed reinforcement plates for fixing the hand shower, suitable for right and left-handed users
- 5 Factory-installed hot and cold water pipes
- 6 Always fits: 900 or 1200 mm width (can be adjusted), 2500 mm height (can be adjusted), 80 or 100 mm thickness



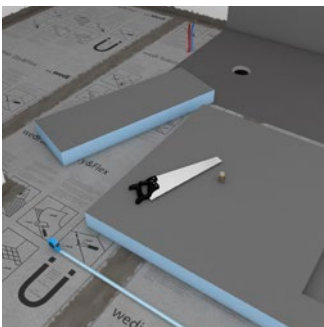
## Quickly installed. Sustainable and safe.

Whether new construction or renovation, with the new wedi Sanwell shower wall module, dream bathrooms can be realized quickly, easily and above all, safely. In addition, the module can be combined with other wedi system solutions.

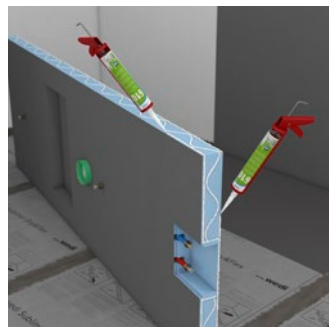
- Individual adaptations to customer requirements
- Minimized risk of critical installation steps
- Versatile, also as a free-standing partition wall
- Simple, fast and safe installation thanks to the factory-integrated technology




## How it works



Special format desired? Adapt the shower wall module easily and quickly.



Apply wedi 610 adhesive sealant to all connecting edges of the module.



Align the shower wall module using a spirit level.



Seal all joints with wedi Tools sealing tape, corners and wedi 520 flexible sealing slurry.

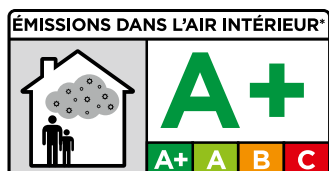

# What if the shower shows character ...




## wedi Top® Wall: new design meets proven security

Modern design for bathrooms and showers: the wedi Top Wall as a seamless alternative to traditional wall tiles. Three new designs made 100% of mineral materials are now available in „flake white“, „flake lightgrey“ and „flake grey“. Their special feature is the characteristic „flakes“: integrated into the homogeneous and non-porous mineral material – they also consist entirely of recycled mineral materials.

Just like all the other colours of the Top Wall, the new designs too are ideally suited for the design of walls and other surfaces in wet rooms.





## Large format. Small effort.

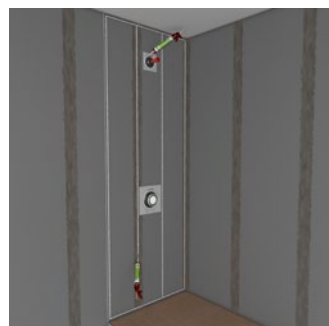
Design your dream bathroom quickly and easily: the wedi Top Wall can be installed in just a few steps and on almost any substrate. The result is 100% waterproof, sustainable and particularly durable as the surface can be easily repaired in case of damage.

- Modern, large-format and seamless design surfaces
- For wall and surface design in the shower and across the bathroom
- Particularly easy to care for and low-maintenance
- Antibacterial surface promoting hygiene
- Quick and safe installation without dirt and noise

## How it works



The wedi Top Wall design surface can be easily cut to the desired format.



Apply wedi 610 adhesive sealant to the sealed substrate.




Insert the spacer between the wall and the floor.



Attach the wedi Top Wall design surface to the surface precisely.

**What if light sets the tone ...**



## wedi Sanwell® Top LED niche: a highlight for every bathroom

Where to store the bathroom accessories? Inside of the illuminated wedi Sanwell Top LED niche! It turns storage into a design object – thanks to its pleasantly warm mood light. The precisely designed LED light strip, is pre-assembled according to protection class IP67. Milling, fastening, bonding, sealing and other preliminary work are completely eliminated.

The seamless look in various colours perfectly matches all other design surfaces of the wedi Top Line. Well-thought-out down to the last detail – hygienic, clever storage introducing more light and atmosphere into the bathroom!




## Expressive. Made to fit.


The illuminated wedi Sanwell Top LED niche turns storage into a real eye-catcher – and is a particularly hygienic, simple and time-saving alternative to tiling. The LED light bar is already integrated and securely sealed. The niche surface is quickly mounted in place with the appropriate system accessories.

- Design surface for niches with a modern and grout-free design
- Integrated LED light strip sealed at the factory
- Perfect match for wedi Sanwell niches
- Simple, quick and safe installation


## How it works



Apply wedi 610 adhesive sealant according to the specified adhesive grid.



Connect the power cable and insert the Sanwell Top LED niche into the Sanwell niche.




Ready to use after only 2 hours of drying time.



Pleasantly warm mood light and additional storage space in the bathroom.


# What if wood is the substructure ...




## Fundo Ligno® Plus and matching Fundo Top®: essential assurance for suspended timber floors

Especially in old buildings, the substrate is usually timber – quite a challenge in bathroom renovations. The Fundo Ligno Plus shower element, which was especially developed for this area of application, offers unrivalled assurances here. Thanks to its low outer edge thickness of 23 mm, it can be quickly and easily integrated into the wooden top layer without laborious levelling measures or building up further height.

The modern look in the bathroom is ensured by the perfectly fitting, ready-to-install Fundo Top Ligno Plus design surface. The large-format, seamless surface contributes significantly to the design of a modern and sophisticated shower area. The surface is non-slip, very easy to care for and installed in no time at all.



Fundo Ligno Plus shower element

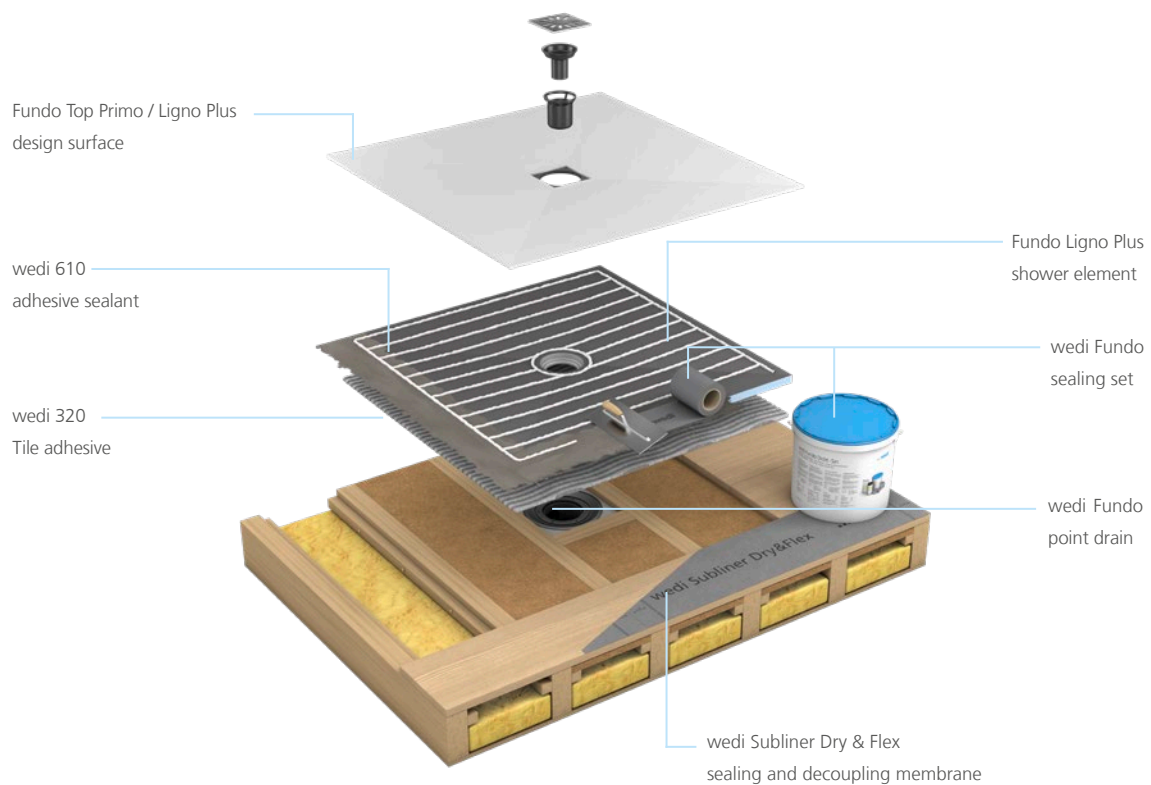


Fundo Top Primo / Ligno Plus design surface


## Two products. One system.

Wooden surfaces are particularly sensitive to moisture, and especially when installing a floor-level shower, adequate sealing is the most important factor. With the Fundo Ligno Plus wedi offers a special solution that, together with the coordinated components, provides essential assurance for suspended timber floors.


- Floor-level shower element especially for flush installation in suspended timber floors
- Factory-integrated even slope
- Simple, quick and safe installation
- Perfect base for tiles or matching Fundo Top design surfaces



## How it works




Install the wedi Fundo point drain precisely into the suspended timber floor.



Bond the Fundo Ligno Plus with wedi 320 tile adhesive and wedi 610 adhesive sealant.



Seal all joints of the shower element with the wedi Fundo sealing set.




Mount the appropriate Fundo Top design surface with wedi 610 adhesive sealant.

## Fundo Top® Integro & Riolito: tight fit, strong hold, grout-free design

Seamless design surfaces are the modern alternative to the classic tiled look. This applies especially for modern, low-maintenance wet rooms: with the wedi Top Line, no grout lines break the design. The Fundo Integro and Fundo Riolito shower elements now also have their own matching design surfaces. A special innovation: the Fundo Top Riolito is the first and only wedi design surface for linear drainage with counter-slope!

Ready-to-install Fundo Top surfaces, together with corresponding wedi Fundo shower elements, form a perfectly coordinated and technically sophisticated system. The required gradient is already integrated into each shower element and is matched for the corresponding design surface.



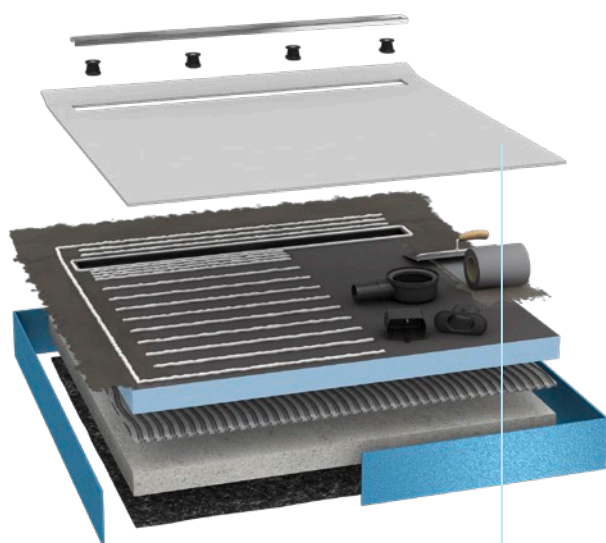
**What if top and bottom  
harmonise perfectly ...**



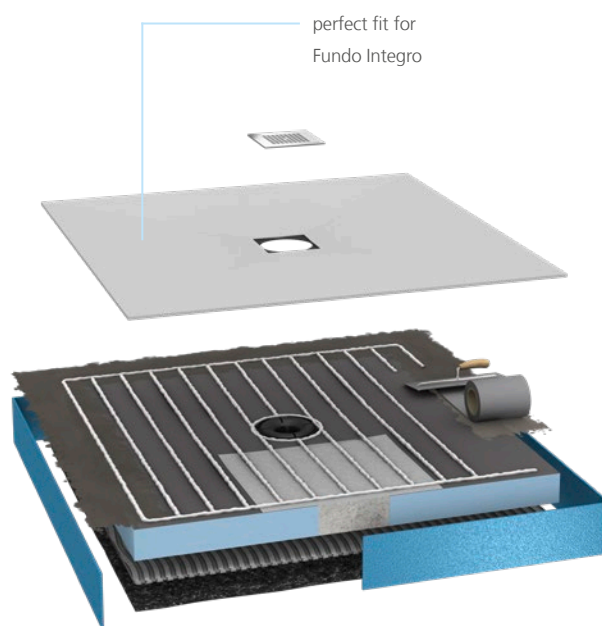
## Seamless security. Wide variety.

The Fundo Top Integro and Fundo Top Riolito further expand the wedi Top Line. The new design surfaces are available in a variety of textures and colours and are perfectly tailored to the corresponding shower elements. What's more, they are particularly easy to install, low-maintenance and slip-resistant in wet areas.

- Modern and timeless design
- Integrated precise gradient
- 100% waterproof system
- Easy and fast installation
- Perfectly matched to the corresponding wedi Fundo shower element



perfect fit for  
Fundo Riolito



perfect fit for  
Fundo Integro

## How it works




Apply beads of wedi 610 adhesive sealant according to the specified adhesive grid.



Bond the Fundo Top Riolito to the substrate.



Apply beads of wedi 610 adhesive sealant according to the specified adhesive grid.




Bond the Fundo Top Integro to the substrate.

**What if even details  
shine in new splendour ...**



metallic black





metallic rose-gold



metallic gold





## wedi Fundo® drain covers: perfectly coordinated colour accents – for every taste

The trend is toward colour accents in showers and bathrooms. Answering the demand, wedi Fundo drain covers are now available in “metallic black”, “metallic rose gold” and “metallic gold” colours. All three colours are matched to common fittings of leading brassware manufacturers to suit every taste and every shower situation!

Thanks to the high-quality PVD coating, the brushed surface structure is retained and a high level of colour brilliance is guaranteed over the long term. New covers are available for both point and linear drainage.

## Proven product. New impression.

The wedi drain systems have proven themselves many times over – and yet they always impress. The new covers with modern metallic design take this a step further. The special feature is the high-quality PVD coating: the brushed surface structure and the high colour brilliance is a real eye-catcher.

- wedi Fundo drain covers in new trendy colours: metallic black, metallic rose-gold and metallic gold
- Made of brushed stainless steel with high-quality PVD coating
- Available for wedi Fundo shower systems with point and linear drainage and for the wedi Sanbath washbasin



**What if today  
we think of tomorrow ...**

## **Taking responsibility for people and the environment**

Procuring raw materials, developing and producing products and getting them off the ground with our own logistics: we have committed ourselves to making every step along this path as sustainable as possible, whilst at the same time, preserving resources and continually improving ourselves. One of many examples of this is that we process XPS waste resulting from production directly into recycled granules at our own plant. We close the product life cycle by feeding the XPS granules back into the supply chain.

Our company-wide environmental management system coordinates the process and ensures that strict guidelines are adhered to at all times. The independent certification body GUTcert has tested the system and confirmed its performance: wedi has been certified according to the internationally recognized environmental standard ISO 14001. We have our compliance checked annually by third parties and in addition, our employees continuously monitor it as well.





wedi was also honoured by the world's leading provider of sustainability ratings: we received the silver medal from EcoVadis for our commitment to sustainability. The methodology used by EcoVadis is based on international standards for sustainability, including the Global Reporting Initiative, United Nations Global Compact and ISO 26000. The assessment is based on the four categories of environment, labour and human rights, ethics and sustainable procurement.



With our certifications, we pursue a clear goal: we would like to support customers, partners and suppliers in the responsible use of energy and environmental resources – and together, pave the way for a sustainable future.



**wedi Systems (UK) Ltd**

Unit 4 Mercury Park · Mercury Way  
Trafford Park · M41 7LY  
Great Britain

Telephone +44 161 864 2336  
Fax +44 161 864 1323

info@wedi.co.uk  
www.wedi.net

**wedi GmbH**

Hollefeldstraße 51  
48282 Emsdetten  
Germany

Telephone +49 2572 156-0  
Fax +49 2572 156-133

info@wedi.de  
www.wedi.net

