

Access Point


- Creates a professional and tidy finish
- Quick and easy installation
- Can be removed and refitted
- Withstands up to 1 bar pressure
- Pre-assembled for direct insertion into the host pipe

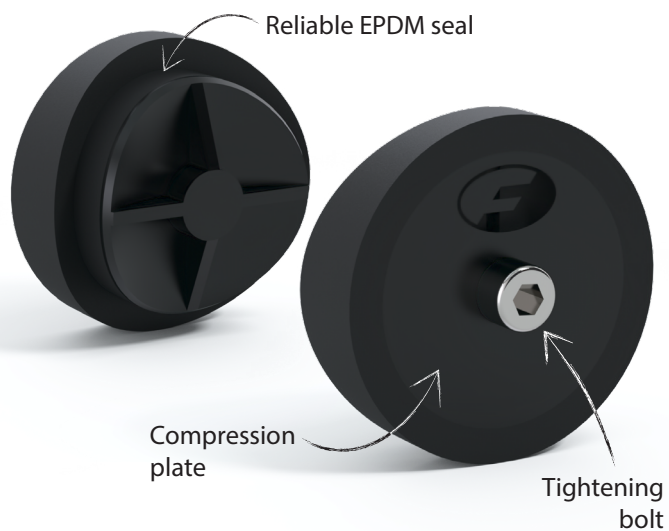


The Fernco Access Point offers its users the ability to create a point of access into soil stacks and securely seal afterwards with a fitting that doesn't degrade the aesthetics of the soil stack.

The Fernco Access Point is designed for entry into drainage systems where no manhole exists, or there is no other means of access for inspection purposes. The fitting can be removed and refitted for future access into the line. Fitting DN70 - DN150 pipes of plastic, ductile and cast iron materials, the Access Point is a perfect on-the-job essential.

Kits are provided with a diamond tipped core drill, de-burring tool and 6mm Allen Key. The core drill cuts a hole of 54mm and is supplied with an arbour and a pilot drill. Installation takes less than a minute, although this may increase when cutting into very old cast iron pipe.





Product Code	PDCCTVXXX
Description	Fernco Access Point
Size Range	DN70 - DN150
Material	EPDM GF Nylon 1.4301 (304) Stainless Steel
Pressure Rating	1bar, 14.5psi
Jetting Resistance	180 bar
Temperature Range	-50°C to 80°C constant, 100°C intermittent
Tightening Torque	6Nm
Standards	BS EN 681-1:1996

Product Code	Application Pipe Sizes	Contents
PDCCTV20	DN70 - DN150	Access Point (x20)
PDCCTV20KIT	DN70 - DN150	Access Point (x20) Core Drill Bit De-burring Tool 6mm Allen Key

Installation




1. Determine the required position of the Access Point and mark the entry point.



2. Drill a hole using a 54mm drill bit. Remove excess burring or flashing and wipe clean the inside surface.



3. Insert the Access Point into the hole so that the curvature of the seal follows the curvature of the main pipe.



4. Fix the Access Point to the pipe using a 6mm Allen key.



5. The installation of the Access Point is now complete.

NOTE: When cutting into Cast Iron pipe, it is important to use a coolant to ease cutting and to prolong the life of the drill bit.

If removing the Access Point, take care to not fully remove the screw, as this risks the compression plate falling into the pipe.

General Information

Quality, Standards and Approvals

Fernco has been certified by the British Standards Institution (BSI) as a company of assessed capability, with a quality management system which meets the requirements of BS EN ISO 9001:2015

Fernco UK, part of a global group of companies, are the leaders in wastewater connection innovation; utilising the most advanced methods and techniques for precision-manufactured products, all of which comply with or exceed relevant British and European standards to ensure reliability and sustainability.

Environment

Fernco operate Environmental Management Systems which are certified to ISO 14001: 2015.

Supply

Fernco are proud members of the Builders Merchants Federation (BMF). All Fernco products are supplied through a national and global network of distribution and merchant partners. For stockist details, contact Fernco.

Technical Support

Fernco have a team of product experts on hand to support all customers with technical support and advice.

Contact Fernco Technical Department:

Tel: +44 (0) 1226 344100

Email: technical@fernco.co.uk

Enquiries

UK Sales:

Tel: +44 (0) 1226 340 888

Email: sales@fernco.co.uk

International Sales:

Tel: +44 (0) 1226 344 105

Email: export.dept@fernco.co.uk