


SPECIFICATION GUIDE FOR HOSPITAL AND HEALTHCARE FACILITIES

PREMIUM ENTRANCE MATTING SYSTEMS

First impressions last



GEGGUS®



SPECIFYING THE MOST APPROPRIATE ENTRANCE MATTING SYSTEM

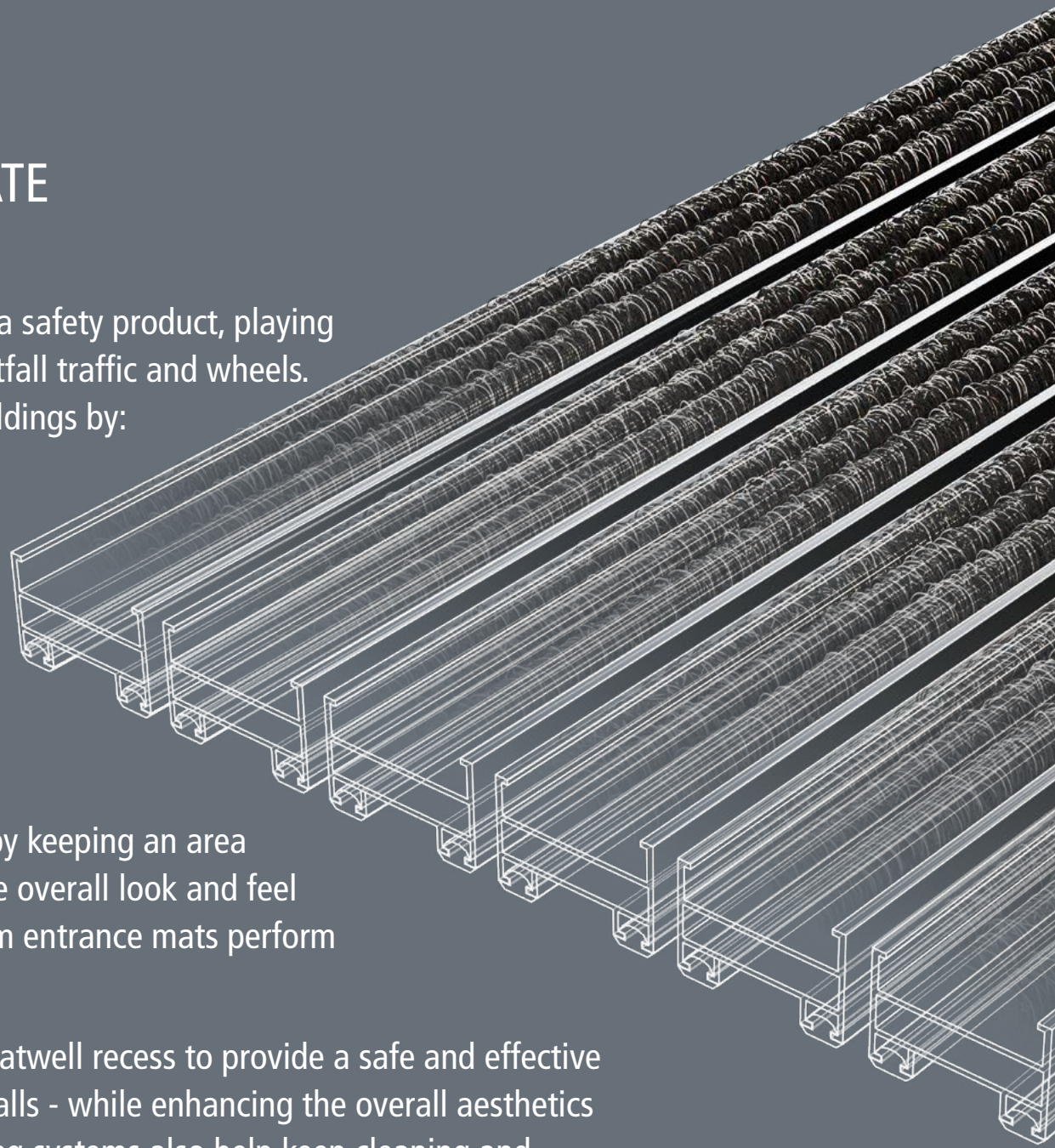
Entrance matting systems are both an aesthetic and a safety product, playing a crucial role in removing dirt and moisture from footfall traffic and wheels. This important function improves public safety in buildings by:

- Helping to prevent slips and trips
- Prolonging the life of surrounding floor finishes
- Improving hygiene levels
- Reducing cleaning requirements

THE 'TOP CLEAN®' ENTRANCE MATTING RANGE FROM GEGGUS

Entrance matting systems not only have to perform by keeping an area clean and safe, but they also have to complement the overall look and feel of an entrance area. GEGGUS TOP CLEAN® aluminium entrance mats perform all these tasks effortlessly.

They effectively capture dirt and moisture within a matwell recess to provide a safe and effective barrier, helping to reduce the risk of slips, trips, and falls - while enhancing the overall aesthetics of their surroundings. In doing this, aluminium matting systems also help keep cleaning and maintenance costs down, ensuring that reception areas and internal floors always look at their best.



WHERE ARE ENTRANCE MATTING SYSTEMS USED?

With the right specification, an effective entrance matting system can help to achieve a substantial reduction in the quantities of dirt and moisture that get into a building. Entrance mats minimise the danger of slipping on wet floors and reduce regular cleaning costs.

Entrance mats are not only used in entrances and other places of access to a building. With a wide range of mat combinations, they are also effective in other areas where particularly large quantities of dirt are to be found. This diagram illustrates how our diverse range of entrance matting systems can be put to good use in a building.



GEGGUS ENTRANCE MATTING SYSTEMS ENSURE A SAFE AND HYGIENIC ENTRANCE AREA FOR PATIENTS, STAFF AND VISITORS.

Healthcare buildings experience high levels of foot traffic, wheelchair use, and trolley movements around the clock. It is crucial therefore that the specified entrance matting is DDA compliant (suitable for wheelchair users), prevents slips and trips, and is designed for long-lasting, durable performance.

An important factor when selecting entrance matting for health-care environments is accessibility for visitors with disabilities. Our SAFE CLEAN TREND tactile guidance entrance matting system provides reliable orientation for visually impaired and blind patients. Learn more (page 6).



GEGGUS Top Clean entrance mats come with a ten year, product, and material defect warranty, providing assurance to the longevity of our entrance matting systems.






INDOOR

FOR HOSPITAL AND
HEALTHCARE FACILITIES

TOP CLEAN TREND® XL

The Ultimate Solution for indoor use: for hospitals that have medium to high levels of footfall /wheelchair users and dirt and moisture ingress, we recommend specifying: Top Clean Trend® XL with Ribbed Carpet.

Ribbed Carpet (UV-resistant heavy duty polypropylene), available in the following colours:



130 Black
010 Anthracite
021 Dark Grey
020 Light Grey
030 Mottled Beige
040 Mottled Blue
050 Green
060 Blue
070 Red
080 Sand
090 Brown
100 Blue-Grey
110 Mauve
120 Blue-Violet

Go to the product: <https://www.geggus.co.uk/products/entrance-mats/premium-aluprofilemats/top-clean-trend-xl>

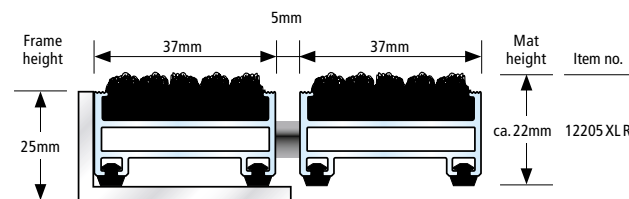


Indoor	Height	Traffic	Mat Laid supported	Mat Laid Self-supported	Load Per Wheel	Wheel Chair	Luggage Trolley	Shopping Trolley	Transport Trolley	Lift Truck	Car	Fork Lift Truck
■	22 mm	medium	5,000 kg	300 kg	220 kg	■	■	■	■	■	–	–

ALL PROFILES FEATURE HIGHLY EFFECTIVE IMPACT SOUND INSULATION.

Top Clean TREND® XL with Ribbed Carpet

The ribbed carpet insert is a standard specification for an urban area, for alternative combination options please see the next page.



For use indoors or in covered outdoor areas
 DDA Compliant
 Recyclable
 Rust-proof
 (Product properties depend on the selected combination)


OUTDOOR

FOR HOSPITAL AND
HEALTHCARE FACILITIES

TOP CLEAN TREND® XL

The Ultimate Solution for outdoor use: for hospitals that have medium-high levels of footfall/wheelchair users and dirt and moisture ingress, we recommend specifying: Top Clean Trend® XL with Grooved Rubber & Brush Strip.

Anti-slip Grooved Rubber (EPDM) with multidirectional grooves, heavy duty and UV-resistant. Brush Strips (robust, heavy-duty polyamide 6 anti-slip). Available in the following colours:



Go to the product: <https://www.geggus.co.uk/products/entrance-mats/premium-aluprofilemats/top-clean-trend-xl>


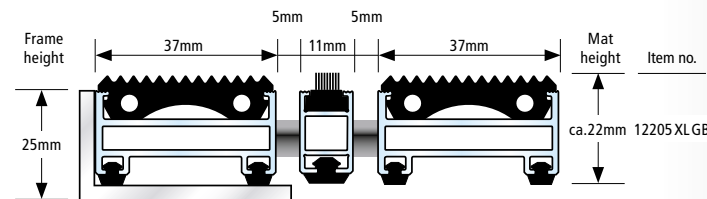


Outdoor	Height	Traffic	Mat Laid supported	Mat Laid Self-supported	Load Per Wheel	Wheel Chair	Luggage Trolley	Shopping Trolley	Transport Trolley	Lift Truck	Car	Fork Lift Truck
■	22 mm	medium	5,000 kg	300 kg	220 kg	■	■	■	■	■	–	–

ALL PROFILES FEATURE HIGHLY EFFECTIVE IMPACT SOUND INSULATION.

Top Clean TREND® XL with Grooved Rubber and Brush Strip

The grooved rubber profiles and brush strips are an efficient cleaning concept for outdoor areas removing dirt before entering the building.



For outdoor use
 DDA Compliant
 Recyclable
 Rust-proof
 (Product properties depend on the selected combination)



SAFE CLEAN TREND


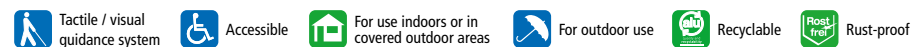
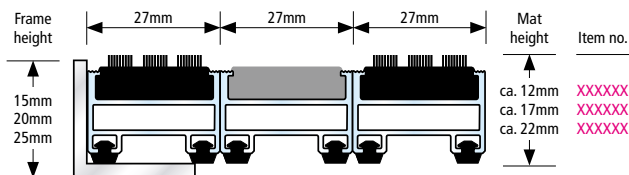
A LUMINESCENT SAFETY MAT COMBINATION WITH TACTILE GUIDANCE SYSTEM

Visual guidance and orientation systems are an essential requirement to help visitors with disabilities and visual impairments to easily and safely find their way. The GEGGUS Safe Clean Trend ribbed carpet, tactile guidance entrance matting system for the visually impaired, was developed to integrate safety systems in public buildings' entrance areas, such as in hospitals and healthcare facilities.

The systems' white safety strips sharply contrast with its brush profiles, and in the event of sudden light failure, special pigments in the safety strips collect luminous energy and provide a constant source of light, making it easier to locate entrances, exits, and escape doors. The entrance mat system remains visible even in complete darkness!

Ribbed carpet is a durable, moisture-absorbing material that helps prevent slips and trips in internal building entrances. With the combination of cassette brush profiles, which act as an orientation aid, this system addresses several human senses to provide a high level of safety in entrance and exit areas.

The Safe Clean TREND tactile guidance system received the 2017 ICONICAWARD: Interior Innovation – Best of Best.



NEED HELP WITH YOUR SPECIFICATION?

Call us and let our specification consultant help.
Free custom samples available on request.

contact@geggus.co.uk · Tel 01761 419427

FOR SYSTEMATIC PROTECTION. ASSURED VALUE FOR MONEY.

Our 3-zone solution takes dirt collection to a new dimension. With a universal design, our entrance matting systems work seamlessly together, enabling a complete 'through solution' to be created from outside to indoors, to provide a series of individual 'clean-off' zones.

Step by Step: Our profile inlays with combinations of materials ensure that moisture and coarse dirt are reliably removed from shoe soles and not carried further indoors – before people actually enter the building and specifically in frequently used entrance areas.

We also take a systematic approach to the issue of safety. Protection against moisture and dirt, together with the anti-slip function, lead to a lasting reduction in the risk of accidents and ensure greater safety.

ZONE 3

ZONE 2

ZONE 1

THREE CLEAN-OFF ZONES. COMBINED IN A SINGLE SOLUTION.



<https://www.geggus.co.uk/products/cleanoff-zones>

ZONE 1
See **GOLD STANDARD**
Outdoor (Page 5)

OUTDOOR AREA

Absorption of coarse dirt:
Removal of dirt before entering the building

Effect:
Increased effectiveness of subsequent entrance mats

Advantage:
Protection against coarse dirt and moisture

PRODUCTS:
Matting systems for outdoor areas

ZONE 2

INTERMEDIATE ZONE

Frequently used entrance areas:
Efficient removal of even large quantities of dirt

Effect:
Reinforced protection function in combination with zone 1 entrance mats

Advantage:
Protection against coarse dirt and moisture

PRODUCTS:
Matting systems for indoor areas
Matting systems for outdoor areas

ZONE 1
See **GOLD STANDARD**
Indoor (Page 5)

INDOOR AREA

Absorption of fine dirt:
Reliable protection against fine dirt particles and residual moisture

Effect:
Lasting absorption of persistent dirt and moisture

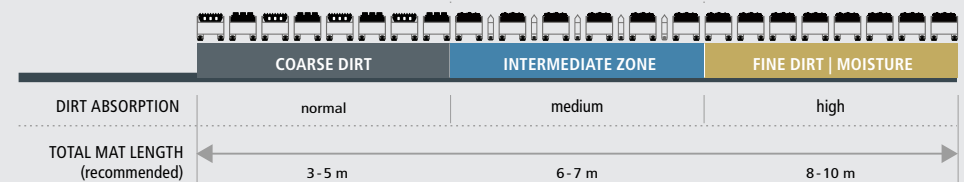
Advantage:
Additionally reduces dirt and moisture, and stops it being carried into the building

PRODUCTS:
Matting systems for indoor areas

DIRT INGRESS

THE ADVANTAGES AT A GLANCE:

- Substantial reduction of dirt ingress
- Clear decrease in cleaning costs
- Protection of adjoining floors
- Long-term preservation of the building's value



CREATE A WOW EFFECT.

WE'LL MAKE YOUR ENTRANCE AREA A MAJOR HIGHLIGHT.

GREAT

EXPERTISE

Our planning, advice and implementation are based on experience and in-depth expertise.



IMPACT SOUND

Highly effective insulation technology, one of our core benefits.



DELIVERY

We'll deliver your order quickly, in just 8 working days.



WARRANTY

You benefit from a 10-year warranty and a high degree of reliability.



SUSTAINABLE


We conserve resources in production and work climate-consciously.



AWARD-WINNING

Our products are award-winning.





CONTACT



GEGGUS[®]

GEGGUS Entrance Matting UK

35C Fourth Avenue
Westfield Industrial Estate
Midsomer Norton
Radstock BA3 4XE
Tel 01761 419427
contact@geggus.co.uk
www.geggus.co.uk