

INTRAsystems Waterlogic

Drainable support system designed to provide optimum performance in areas of extreme traffic flow and excessive moisture ingress.



STRENGTH RATING - EXTREME




ZONAL OPTION - 1 AND 2



BASIC RANGE OF DESIGN
OPTIONS



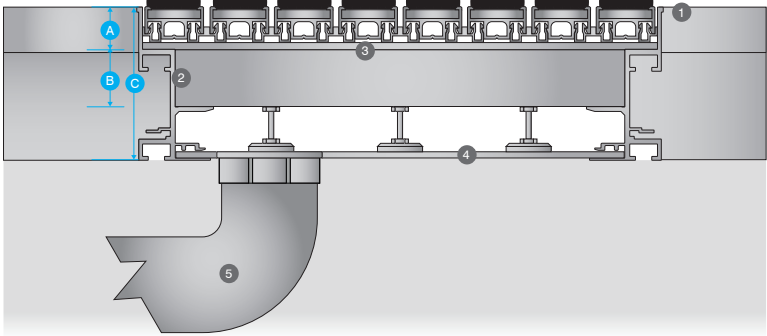
WARRANTY - 15 YEARS



SPECIFICATION

Product Reference	INTRAsystems Waterlogic drainable matwell system
Suitable Matting Systems	Open Construction: INTRAflex XT, INTRAflow, INTRAflow Plus, INTRAform FR
Installation	In suitable recessed matwell area with surface of mat level with adjoining floor covering Can be customised to fit bespoke matwell bases
Construction	High Traffic environments with high soil & moisture ingress 80mm deep aluminium forming profile to surround of matwell Waterproof membrane or stainless steel sheet to base of recess, laid to fall with drainage outlet Support profiles installed perpendicular to matting profiles, minimum 300mm centres

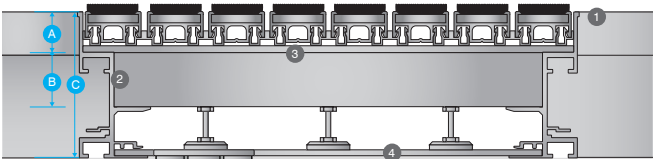
PROFILE



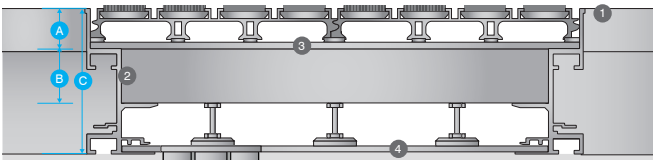
A	22mm	1	Finished Floor surface
B	30mm	2	Recessed matwell frame
C	80mm	3	Levelling latex to matwell base
		4	Screed sub-floor
		6	Drainage outlet

ENTRANCE MATTING SYSTEMS

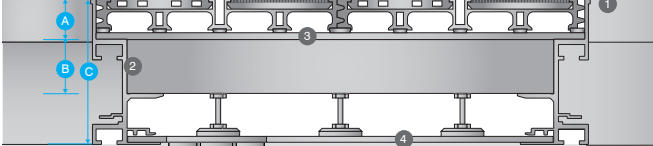
INTRAflex XT



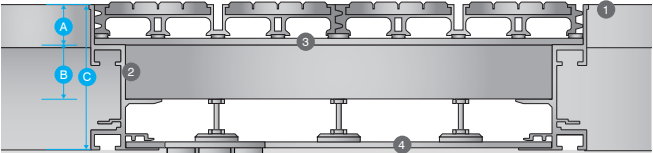
INTRAfellow




INTRAfellow Plus



INTRAfellow FR







INTRAsystems Waterlogic

1	2	3
	5	4

- 1. Clarges Block B
- 2. Vintners Place
- 3. Clarges Block B
- 4. Clarges Block B
- 5. Clarges Block B





14 HEADLANDS BUSINESS PARK, SALISBURY ROAD, BLASHFORD, RINGWOOD, BH24 3PB
01425 472000 WWW.INTRASYSTEMS.CO.UK