




Selectronic

Trusted • Caring • Intelligent





TRUSTED • CARING • INTELLIGENT

For over 25 years, Selectronic has been trusted by care professionals, families and those who are less able, for the very best in shower safety, intelligence and care.

Every element of the Selectronic Premier range has been specially designed to meet the needs of end-users and carers. Working closely with BEAB Care and RNIB in line with Equality Act guidelines, Redring's British design team has embraced the latest technology to create a thermostatic shower range that offers unparalleled peace of mind.

From its exceptional level of temperature accuracy to its intuitive user controls and speedy one-button commissioning, Selectronic Premier is easy to install, easy to use and easy to trust – making it still the UK's leading care shower.

Selectronic Premier. The original and still the best.



OVERVIEW


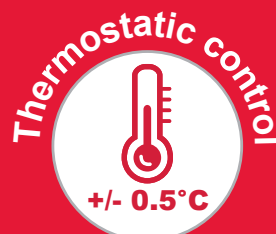
Advanced features to provide a comfortable showering experience for everyone.

- Precision thermostatic technology maintains safe and constant water temperatures within $\pm 0.5^{\circ}\text{C}$, even when water pressures change.
- Smart data logger technology tracks showering times and temperatures to monitor energy and water usage.
- A rated for energy efficiency, Selectronic Premier is highly affordable to run.
- Suitable for use in gravity systems with low water pressure – from 0.3 bar.
- Multiple heating elements for best in class lime scale tolerance.
- Integrated Eco Water Save (Max 6l/min) and Power Save functions automatically adjust flow rates to reduce water and energy use.
- A unique user operated fault-finder allows problems to be diagnosed and solved swiftly.
- Installation is swift and simple, with speedy one-button commissioning.
- Set a safe maximum water temperature (40 to 43°C) with the Temperature Lock function.
- Compatible with drain pumps in level access bathrooms.
- Large one-touch tactile buttons, a large LED display screen and innovative audio feedback allow for easy shower and temperature control.
- 30 minute auto switch off for peace of mind.

The Selectronic Premier range offers options to suit different user needs:

- longer riser rails and hoses available for comfortable seated showering.
- remote control for shower operation from outside enclosures and screens.

KEY FEATURES





SELECTRONIC PREMIER

Fully thermostatic control within $\pm 0.5^{\circ}\text{C}$, with adjustable temperature locking, one-touch buttons, LED display, audio feedback, smart data logger, diagnostic fault-finder and Eco Water and Power Save functions. Includes 0.5 metre riser rail, with 1.25 metre hose, adjustable showerhead holder and soap dish.



SELECTRONIC PREMIER PLUS

All the advanced features of Selectronic Premier, plus a longer 1 metre riser rail and 2 metre hose to allow users to comfortably operate the shower whilst seated. Also includes a colour-coded shower head and clamp for ease of use.



SELECTRONIC PREMIER REMOTE

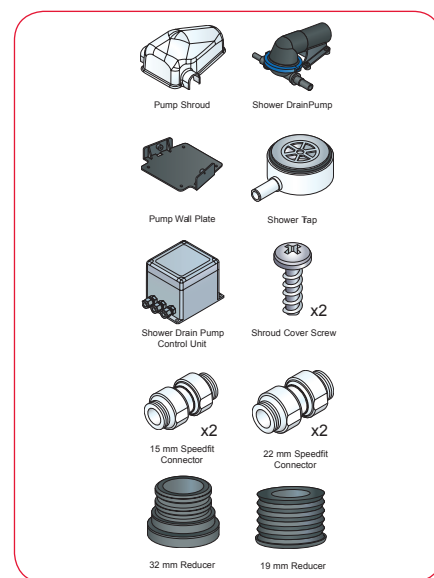
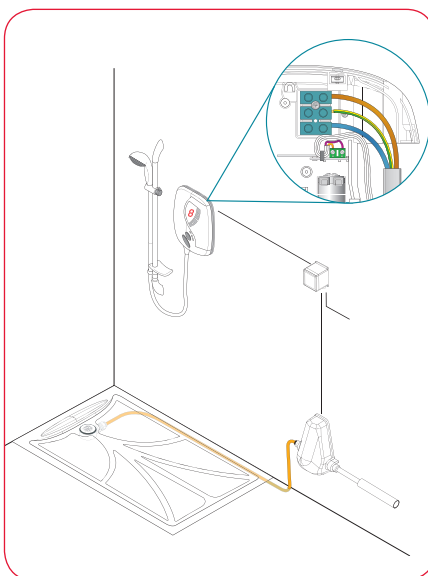
All the advanced features of Selectronic Premier Plus, with a unique wireless remote control, complete with wall-mounted docking station, that allows carers to operate the shower from up to 10 metres outside the enclosure or screen.

SELECTRONIC PREMIER W.P. MODEL

W.P. models are ready for 2 wire connection to a waste pump.

SELECTRONIC PREMIER LAP MODEL

For level access bathrooms where gravity drains are not suitable, Selectronic Premier Plus is available bundled with an electronic pump kit, to help drain away residual water.





CASE STUDY AND ENDORSEMENTS

The Selectronic Premier Plus shower was specified by Erimus Housing for its £8m Gateway project in Middlesbrough. The facility provides specialist 'step down' rehabilitation and care services and support for people with traumatic brain and spinal injuries, strokes, long-term neurological conditions and complex care needs.

The Gateway Project is the first of its kind in the UK and includes a residential rehabilitation and care centre, a specialist community wellbeing hub and a range of transitional housing options provided by Erimus Housing. The aim of the scheme is to enable quicker hospital discharges and reduce long-term care costs by helping people live more independent lifestyles.

Selectronic Premier Plus showers were installed in the bathrooms of the housing, which provides move on accommodation to clients who are unable to return to their normal home due to its unsuitability or whilst they are awaiting comprehensive adaptation work to be completed. The Selectronic Premier Plus shower was perfect for the project, due to the safety and independence it offered to users.

"The transitional housing facility is a vital step in what is often a lengthy care plan for people. People will spend 12 to 16 weeks in transitional housing, therefore all elements of this project have had to be carefully considered to ensure they provide the high level of care required whilst also giving it a homely feel."

"The Redring Selectronic Premier Plus shower offers a range of useful and easy to operate features whilst being endorsed by various independent organisations such as the RNIB and BEAB Care which reinforces its safety credentials and gives absolute peace of mind."

Nigel Moses

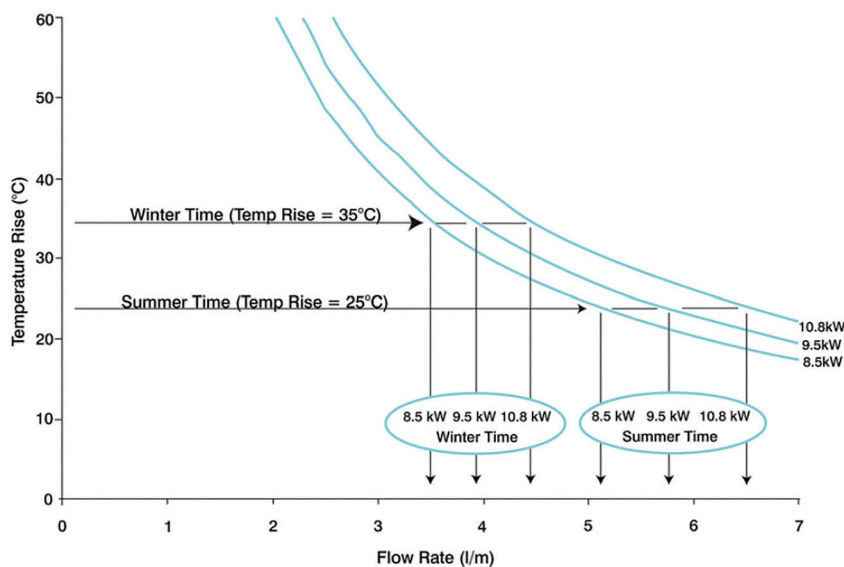
Vulnerable Persons Manager
at Erimus Housing, part of the
Thirteen Group Middlesbrough



Technical Specifications

- Operating water pressure 0.3-10 bar (4-150 psi)
- Water connection – ½" BSP compression fittings
- Right hand electrical connection only
- Water pipe connections via right hand side - top, bottom or rear entry points
- kW loading at 240V: 8.5, 9.5 or 10.8
- Recommended cable sizes and fuse ratings:
 - 8.5kW – 6-10mm² 35 Amps
 - 9.5kW – 6-10mm² 40 Amps
 - 10.8kW – 10-16mm² 45 Amps

WATER FLOW AND TEMPERATURE GRAPH



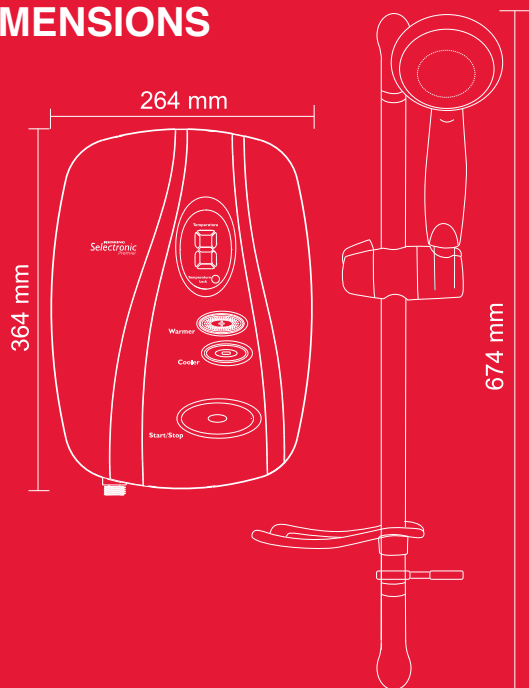
The graph shows the relationship between hot waterflow and temperature rise obtainable from an instant electric shower. The different power loadings (available in the range) expressed in kilowatts, are shown as curves on the graph. The incoming mains water temperature into your property can vary on average from 5°C in winter to 15°C in summer. The graph shows a typical winter and summertime condition. In winter the 8.5kW shower will give you a flow rate of about 3.5 litres per minute, while in summer it will give approximately 5.1 litres per minute.

Part No.	Description	Energy Rating	Efficiency (%)	Noise (dB)	Load Profile
53677501	SELP85S Selectronic Premier STD 8.5kW	A	36.86	15	XS
53678501	SELP95S Selectronic Premier STD 9.5kW	A	37.36	15	XS
53679501	SELP108S Selectronic Premier STD 10.8kW	A	37.29	15	XS
53677505	SELP85P Selectronic Premier PLUS 8.5kW	A	36.86	15	XS
53678505	SELP95P Selectronic Premier PLUS 9.5kW	A	37.36	15	XS
53679505	SELP108P Selectronic Premier PLUS 10.8kW	A	37.29	15	XS
53677510	SELP85PR Selectronic Premier Remote 8.5kW	A	36.86	15	XS
53678510	SELP95PR Selectronic Premier Remote 9.5kW	A	37.36	15	XS
53679510	SELP108PR Selectronic Premier Remote 10.8kW	A	37.29	15	XS
53677590	SELP85LAP Selectronic Premier LAP Model 8.5kW*	A	36.74	15	XS
53678590	SELP85LAP Selectronic Premier LAP Model 9.5kW*	A	37.24	15	XS
53677515	SELP85WP Selectronic Premier W.P. Model 8.5kW**	A	36.86	15	XS
53678515	SELP95WP Selectronic Premier W.P. Model 9.5kW**	A	37.36	15	XS

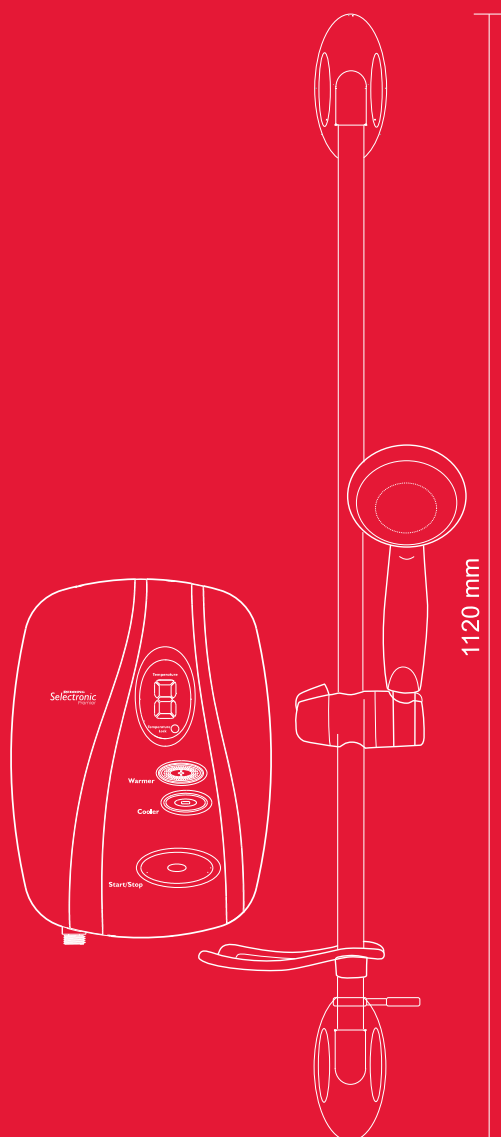
*LAP models include Level Access Pump Kit

**WP models are ready for 2 wire connection to a waste pump

DIMENSIONS



Selectronic Premier (with 1.25m hose)



Selectronic Premier Plus (with 2m hose)

SPRAY PATTERN OPTIONS

All Selectronic Premier showers offer a choice of six spray patterns via the curved easy-clean showerhead, from a single invigorating central water spray to relaxing multiple water streams



Mode 1 - Tranquil



Mode 2 - Allure



Mode 3 - Ecstasy



Mode 4 - Excite



Mode 5 - Fresh



Mode 6 - Sensual

**Redring**

Newcombe House,
Newcombe Way, Orton Southgate
Peterborough PE2 6SE
England

T: +44(0) 844 372 7761*

www.redring.co.uk

Glen Dimplex Northern Ireland

5 Charlestown Avenue,
Charlestown Industrial Estate
Craigavon, Co. Armagh BT63 5ZF

T: (028) 38 337317

E: sales@glendimplexni.co.uk

*Calls cost 7p per minute plus your telephone company's network access charge.

Redring and Selectronic are registered trademarks of Redring Xpelair Group Ltd (The Company). The Company reserves the right to alter product specification or appearance without prior notice. All finishes and information are accurate at time of printing.

All rights reserved.

R072