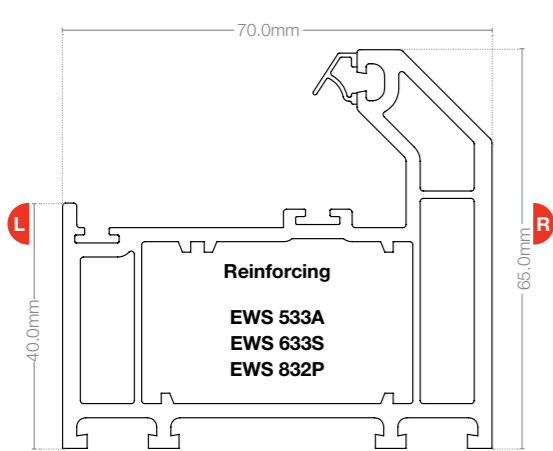
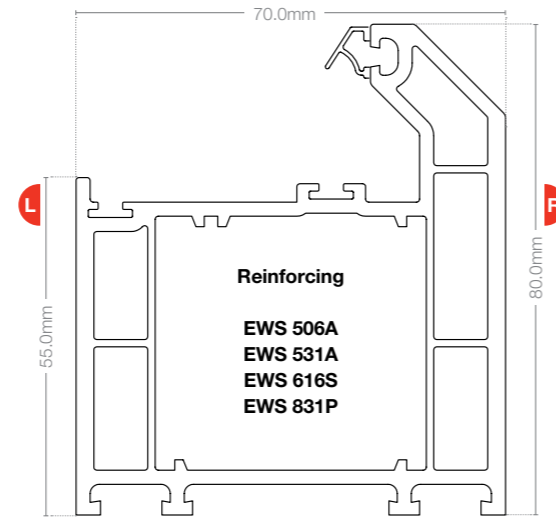


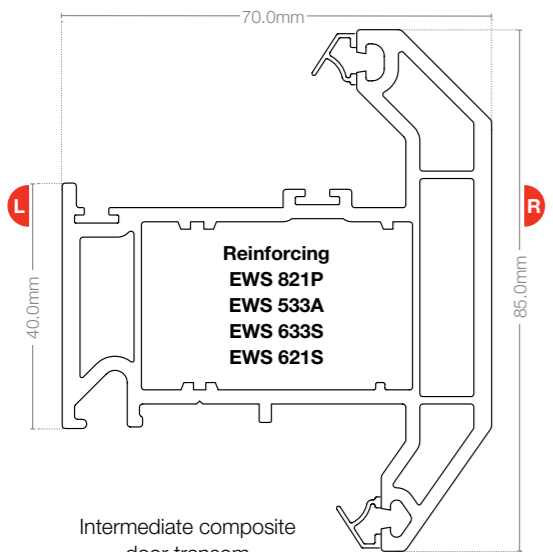
MAIN PROFILES



Intermediate composite door frame
EWS 032

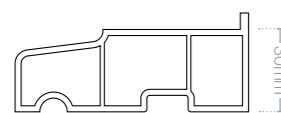


Large composite door frame
EWS 031

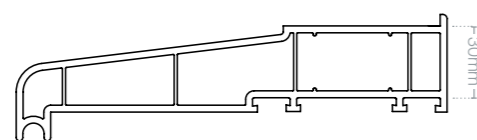


Intermediate composite door transom
EWS 033

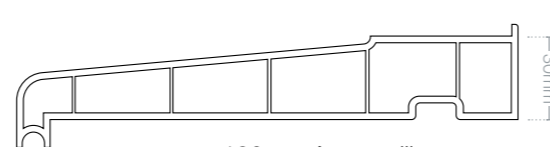
CILLS



85mm A type cill
AS 85

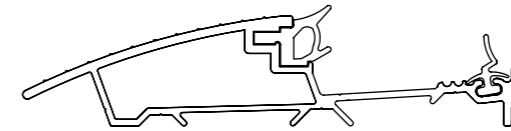


150mm A type cill
AC 150

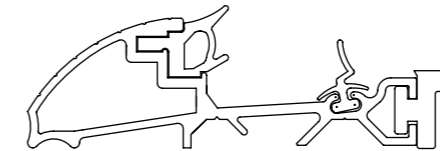


180mm A type cill
AC 180

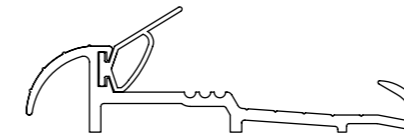
THRESHOLDS



Part M low threshold
MDS 25



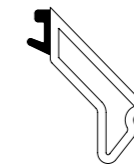
Inward open low threshold
MDS 83



Outward open low threshold
OUM 4

Outerframes **EWS 031** and **EWS 032** can also be used if PVC-U threshold is required.

BEADS, GASKETS & WOOLPILE



EWS 7301
(glass)

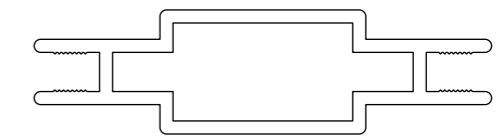


EWS 431G

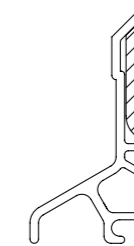


9257

ALUMINIUM COMPONENTS



EWS 510A

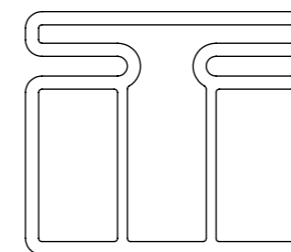


Weather deflector

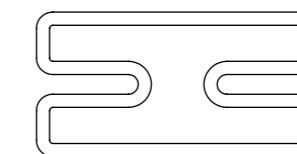


T capping section
EWS 107

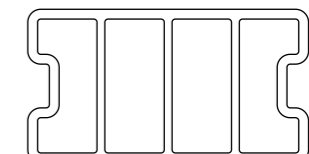
PVC-U THERMAL INSERTS



EWS 831P



EWS 832P



EWS 821P