

**New  
Product  
Issue**

**TIMEGUARD®**

Spring  
**2017**

# Switched ON!

THE OFFICIAL **TIMEGUARD** NEWSLETTER

## FSTWiFi



WiFi  
Enabled  
Fused  
Spurs

2

## LEDLRIP



LED Security  
& Emergency  
Lighting

8

## Upgraded with HF Detection



10

## LED PRO



Plug &  
Play LED  
Outdoor  
Security  
Lighting

4

## LEDMF



High Power LED  
Floodlights

12

## LEDMRQ



18W Plug & Play  
LED Ceiling  
Lights

6

## LED

Upgraded PIR  
Bulkheads



14

What's NEW

# Full WiFi Remote Control

with Timeguard's NEW range of Indoor and Outdoor WiFi Enabled Fused Spurs

WiFi enabled control for all manner of electrical applications connected to Timeguard's FSTWiFi 13A Fused Spur Timeswitch.

Ideal for switching lighting and electrical heaters with a Weathersafe IP66 version FSTWIFITGV for outdoor uses. Programme settings are all activated via your mobile device, giving you access to control your installation at any time, no matter where you are. Total 13A 3kW control with confirmation of settings and switching status of the connected appliance via the on-screen app.

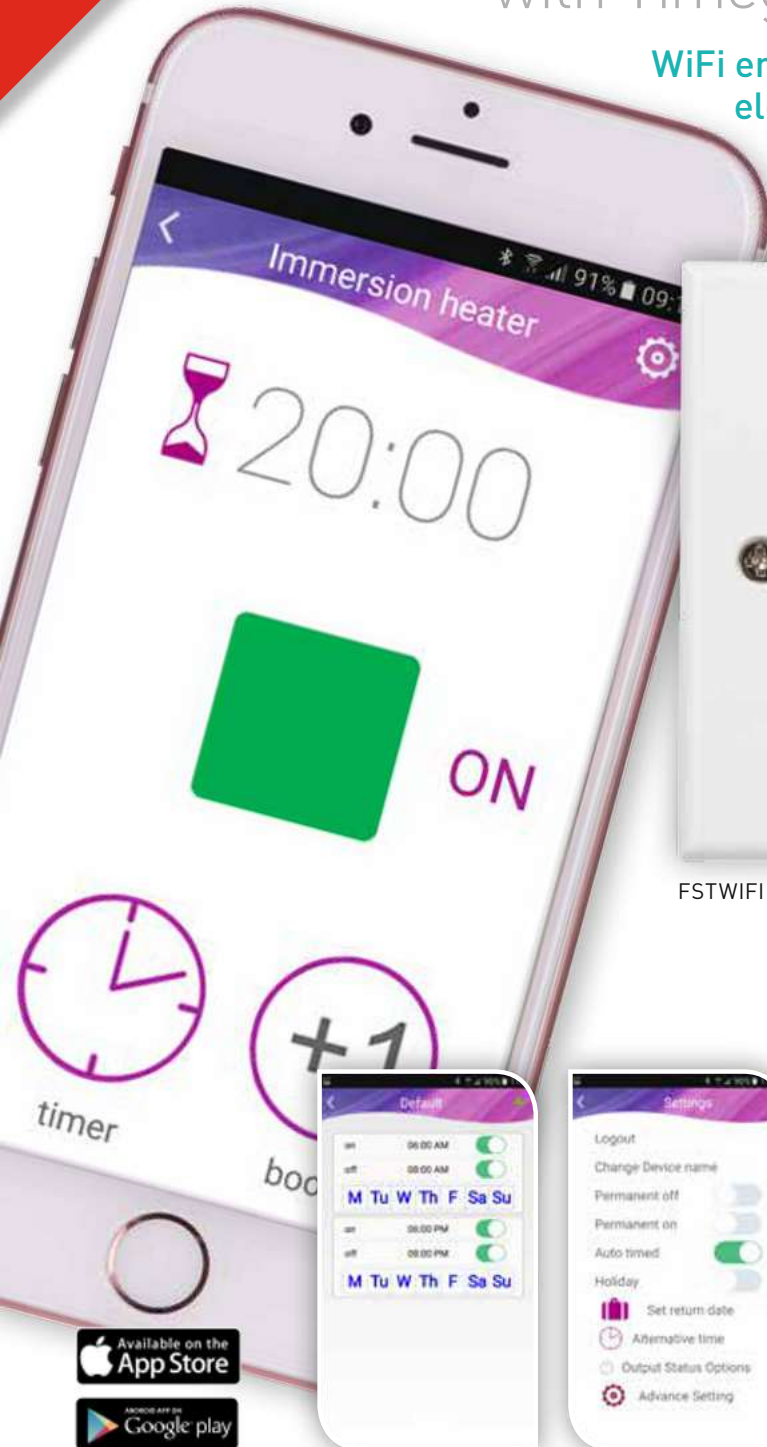
Energy saving control at your fingertips!

### App Features

- Available for Android and IOS only.
- Works with WiFi and 4G.
- Can reduce running costs if unwanted programmes are cancelled.
- Supports multiple devices.
- Supports multiple users.
- Auto mode, with permanent ON, permanent OFF and holiday modes.
- Optional 1 and 2 hour boost.
- Advance function.
- Supports additional programme sets, for half terms, holidays and seasonal programmes.
- 6 ON/OFF periods, with daily repeats.
- Positive ON/OFF status, with colour coded display.
- Graphic representation and summary of output.
- Automatic summer/winter changeover.
- Ideal for industrial, commercial and home installations.

### Technical Ratings

- Operating voltage 230V 50Hz.
- 13A rated suitable for 3kW:
  - Immersion heaters
  - 5A inductive load
  - 1000W tungsten
  - 500W LED
  - 100W CFL
  - 500W Fluorescent.
- Manual override.
- Replaceable 13 Amp BS1362 fuse.
- Fits standard 25mm deep single wall box.
- Direct retrofit for BS1363 fused connection unit.
- IP66 Weathersafe rating – FSTWIFITGV.
- Double pole isolating switch.
- Operating temperature 0 – 40°C.



FSTWiFi



## Product Features



LED switch and WiFi connection status.



Clear WiFi initialisation setup and manual override feature.



Multiple home screen device selections open when selected.



Supports multiple devices. Additional FSTWiFi devices can be added and controlled in the same app.



IP66 Weathersafe version available – FSTWIFITGV.





**What's NEW**

# Plug & Play LED Versatility

for the professional electrician!

Night Eye Plus Floodlights are a unique Timeguard registered design offering stand alone IP65 Floodlight installation or optional Plug & Play PIR and Photocell linkable controls to fit all variants.

The range of 10W, 20W, 30W and 50W LED Floodlights are completely rewirable with easy accessible screw terminals and link terminal for common accessories control. The polycarbonate front lens has a prismatic centre for enhanced LED lighting control, making them ideal for specific area uses such as food preparation areas or grain control.

A truly professional range offering mix and match options to cover all type of installations.



**Simple Plug & Play PIR and Photocell Options**

LEDPROSLB  
Plug & Play PIR Option  
(also in white LEDPROSLWH)

LEDPROPCWH  
Plug & Play Photocell Option  
(also in black LEDPROPCB)



**2x PG11 Cable Glands Supplied**

**3 YEAR GUARANTEE**

**NIGHT eye Plus**

**WEATHERPROOF IP65 RATING**

LEDPRO20B

## Product Features



Polycarbonate front lens with prismatic centre for enhanced light control.



Cooling fins prevent heat build-up for long product life.



Plug & Play PIR option with linkable control (sold separately).



Plug & Play Photocell option with linkable control (sold separately).



Simple and quick to fit terminal block connection.

- Rewireable with easy access screw terminals with link terminal for common accessories control.
- Up to 3600 lumens of cool white light (colour temp 5000k).
- Polycarbonate front lens with prismatic centre for enhanced light control.
- Fully polycarbonate front lens ideal for food preparation areas and grain stores.
- Plug & Play PIR option with linkable control (optional extra).
- Plug & Play Photocell option with linkable control (optional extra).
- Easy install bracket – enables floodlight fixing screws to be pre-fitted.
- Installer friendly captive terminal cover screws 2x PG11 glands supplied, suitable for 1.5mm twin and earth flat cable.
- Durable powder coated finish.
- IP65 weatherproof rating.
- Adjustable mounting bracket with hook feature to enable easy assembly.
- Operating Temperature -20°C to +40°C
- Driverless ACLED technology.
- Long life – up to 30,000 hours for low maintenance.
- UK and European registered design.



LEDPRO20B Floodlight shown with LEDPROSLB Plug & Play PIR option.

**ES ENERGY SAVING TIMEGUARD**

**What's NEW**

# Plug & Play LED Detection

with four versions and four bezel options!

A range of LED IP20 internal ceiling lights with plug and play connection for ease of installation.

Slimline design with optional 'shallow' or 'deep' clip-on bezels, available in four versions – Mains, Emergency, Microwave and Microwave Emergency versions.

Ideal for industrial, commercial and residential applications.



**NIGHT eye**

## Product Features




Four Interchangeable Bezels – Shallow or Deep, White or Silver.



Surface mount wall plate with quick and easy screwless terminal block connection.



Green LED emergency light 752 Lumens.



Quick and simple adjustment of 'Time ON', 'Light Level (LUX)' and 'Sensitivity' control settings.

### MAINS

18W LED Slimline Round Ceiling Light

Model LEDMRQ18WH

- 18W LED power.
- 1680 Lumens of cool white light (colour 4000k).
- Wide light diffusion pattern for optimum area coverage.
- 30,000 hour life.
- Robust polycarbonate lens and housing suitable for industrial, commercial and home installations.
- IP20 weatherproof rating.

### EMERGENCY

18W LED Slimline Round Ceiling Light – Emergency Version

Model LEDMRQ18WHEM

- 18W LED power.
- 1680 Lumens of cool white light (colour 4000k).
- Switchable Maintained.
- Emergency 3 Hour Duration.
- 50% light output in Emergency mode.
- Wide light diffusion pattern for optimum area coverage.
- Robust polycarbonate lens and housing suitable for industrial, commercial and home installations.
- IP20 weatherproof rating.

### MICROWAVE DETECTION

18W LED Slimline Round Ceiling Light with Microwave Presence Detection

Model LEDMRQ18WHMS

- 18W LED power.
- 1680 Lumens of cool white light (colour 4000k).
- Enhanced 360° detection zone for optimum coverage.
- Detects movement through glass, wooden/plastic doors and partition walls.
- Switches lights ON when presence and motion is detected in combination with light levels (LUX adjustment) pre-set by user.
- Up to 8m diameter detection range for motion detection at 2.5m mounting height.
- User-friendly adjustment for: Time ON: 5 seconds to 30 minutes; Light Level: 5 to 50 LUX.
- Robust polycarbonate lens and housing suitable for industrial, commercial and home installations.
- IP20 weatherproof rating.

### MICROWAVE & EMERGENCY

18W LED Slimline Round Ceiling Light with Microwave Presence Detection – Emergency Version

Model LEDMRQ18WHEMMS

- 18W LED power.
- 1680 Lumens of cool white light (colour 4000k).
- Switchable Maintained.
- Emergency 3 Hour Duration.
- 50% light output in Emergency mode.
- Enhanced 360° detection zone for optimum coverage.
- Detects movement through glass, wooden/plastic doors and partition walls.
- Switches lights ON when presence and motion is detected in combination with light levels (LUX adjustment) pre-set by user.
- Up to 8m diameter detection range for motion detection at 2.5m mounting height.
- User-friendly adjustment for: Time ON: 5 seconds to 30 minutes; Light Level: 5 to 50 LUX.
- Robust polycarbonate lens and housing suitable for industrial, commercial and home installations.



**ES ENERGY SAVING TIMEGUARD**

## The Range of Bezels



LEDMRQ18BZWH Shallow – White



LEDMRQ18BZS Shallow – Silver



LEDMRQ18BZWHD Deep – White



LEDMRQ18BZWD Deep – Silver



**What's NEW**

# LEDs for Any Emergency!

Three robust IP65 LED ceiling lights

A range of IP65 Round Ceiling Lights with gear tray and 'Twist and Turn' diffusers for ease of installation.

The perfect partners for outdoor installations available in three versions – Mains, Emergency and Microwave.



**Instantly Bright like Halogens!**  
LONG LIFE • LOW MAINTENANCE

**Over 10 Times the life of a Halogen!**  
LONG LIFE • LOW MAINTENANCE

**ES ENERGY SAVING TIMEGUARD**

## Product Features



Robust polycarbonate lens and housing for the toughest of environments.



Polycarbonate Base with Cable Entry.



Hinged Gear Tray for Easy Access.



Green LED Emergency Light 550 Lumens.



Quick and simple adjustment of 'Time ON', 'Light Level (LUX)' and 'Sensitivity' control settings.

**3 YEAR GUARANTEE**

### MAINS

#### 18W LED IP65 Round Ceiling Light

Model LEDLRIP18WH

- 18W LED power.
- 1100 Lumens of cool white light (colour 4000k).
- Wide light diffusion pattern for optimum area coverage.
- Hinged gear tray.
- Twist and lock diffuser.
- 30,000 hour life.
- Robust polycarbonate lens and housing suitable for industrial, commercial and residential installations.
- IP65 weatherproof rating.

### EMERGENCY

#### 18W LED IP65 Round Ceiling Light – Emergency Version –

Model LEDLRIP18WHEM

- High output LED.
- 30,000 hour life.
- Twist and lock diffuser.
- 18W LED power.
- 1100 Lumens of cool white light (colour 4000k).
- Switchable Maintained.
- Emergency 3 Hour Duration.
- 50% light output in Emergency mode.
- Robust polycarbonate lens and housing suitable for industrial, commercial and residential installations.
- IP65 weatherproof rating.

### MICROWAVE DETECTION

#### 18W LED IP65 Round Ceiling Light with Microwave Detection

Model LEDLRIP18WHMS

- 18W LED power.
- 1100 Lumens of cool white light (colour 4000k).
- Enhanced 360° detection zone for optimum coverage.
- Detects movement through glass, wooden/plastic doors and partition walls.
- Switches lights ON when motion is detected in combination with light levels (LUX adjustment) pre-set by user.
- Up to 8m diameter detection range for motion detection at 2.5m mounting height.
- User-friendly adjustment for: Time ON: 5 seconds to 30 minutes; Light Level: 2 to 50 LUX.
- Robust polycarbonate lens and housing suitable for industrial, commercial and residential installations.
- IP65 weatherproof rating.



**What's NEW**

# Now with Presence Detection

Our Slimline LED Wall/Ceiling Light Range now includes Microwave Presence Detection!

Welcome additions to our existing range of internal ceiling lights – now with Microwave versions.

The robust polycarbonate lens and housing makes them ideal for industrial, commercial and home installations for both indoor and outdoor use. This versatile range is available in round and oval versions, black and white and is the energy saving alternative to standard wall and ceiling lights with up to ten times the life of a halogen equivalent.



**NIGHT eye**



**Over 10 Times the life of a Halogen!**

**Instantly Bright like Halogens!**



LEDMR18WHMS



LEDSR12WHMS

## The Slimline LED Wall/Ceiling Range.



- A powerful and energy saving alternative to standard wall and ceiling lights.
- Instantly bright like incandescent lighting but at a fraction of the running costs.
- 18W (LEDMR18WHMS) LED power.
- 1200 Lumens (LEDMR18WHMS) of cool white light (colour 4000k).
- Wide light diffusion pattern for optimum area coverage.
- Enhanced 360° detection zone for optimum coverage.
- Concealed microwave detection technology for instant reaction.
- Switches lights ON when presence and motion is detected in combination with light levels (LUX adjustment) pre-set by user.
- Up to 8m diameter detection range for motion detection at 2.5m mounting height.
- User-friendly adjustment for: Time ON: 10 seconds to 30 minutes; Light Level: 10 to 2000 LUX.
- Robust polycarbonate lens and housing suitable for industrial, commercial and home installations.
- IP54 weatherproof rating (LEDSR12WHMS).



### LEDMR18WHMS Features



Robust polycarbonate lens and housing for the toughest of environments.



Super slim profile ideal for industrial, commercial and home applications.



Quick and simple adjustment of 'Time ON', 'Light Level (LUX)' and 'Sensitivity' control settings.



Simple terminal block connection for easy installation.

### LEDSR12WHMS Features



Robust polycarbonate lens and housing for the toughest of environments.



Super slim profile ideal for industrial, commercial and home applications.



Quick and simple adjustment of 'Time ON', 'Light Level (LUX)' and 'Sensitivity' control settings.



Simple terminal block connection for easy installation.

for full details on these products please visit [www.timeguard.com](http://www.timeguard.com)



**What's NEW**

# High Power LED Floodlights

As bright as halogens but using a fraction of the power!

## Powerful, effective and economical outdoor LED Floodlights.

Instant illumination with substantial energy saving cost for use in a variety of outdoor locations.

Ideal for enhancing the security and appearance of commercial buildings, gardens, driveways, outdoor parking areas etc., making them the right choice for environmentally responsible lighting.

Ideal replacements for halogen, HID and other floodlights with the benefit of super brightness but at a fraction of the running costs.



**NIGHT eye**



LEDMF150FLB




- Powerful 70W, 100W & 150W LED Energy Saving Floodlights.
- Easy access rewirable terminals.
- Up to 11,220 lumens of neutral white light (colour 4000k).
- Wide beam angle 100°.
- High output LED lighting grid and diffusion lens.
- Cooling fins prevent heat build-up for long product life.
- Compact modern slim line profile.
- Loop in and out access c/w 2x 20mm glands included.
- IP65 weatherproof rating.
- Adjustable mounting bracket.


LEDMF100FLB



## Product Features



High output LED lighting grid and diffusion lens.



Cooling fins prevent heat build-up for long product life.



Simple and quick to fit terminal block connection.



Loop in and out access c/w 2x 20mm glands included.



Easy quick-fit bracket installation for wall or floor mounting.

## The LEDMF Range



LEDMF70FLB  
70W - 5840lm



LEDMF100FLB  
100W - 8130lm



LEDMF150FLB  
150W - 11,220lm

for full details on these products please visit [www.timeguard.com](http://www.timeguard.com)

What's NEW

# LED Upgrade

SLB88 and SLW89 upgraded to LED power!

We have upgraded our popular SLB88 and SLW89 Bulkhead Lights to a 30W LED rating making them ideal for energy saving applications.



- 500W halogen max. (60W internal lamp max, 440W external lamp max.), 100W Fluorescent max. (15W internal lamp max., 85W external lamp max.), 30W LED max. (including external lamps).
- Bulkhead style light with integral PIR detector.
- 8m range.
- 110° detection area.
- Adjustable light ON times and light level control.
- IP44 weatherproof rating.
- Adjustable 2 Seconds – 30 minutes time setting.
- lamp not included.

Over 10 Times the life of a Halogen!  
LONG LIFE • LOW MAINTENANCE



## Trade up to Timeguard!

Look out for Timeguard at these shows, where we'll be showcasing all our latest product ranges!

2017 Elex Show

Coventry 21st & 22nd September 2017

Sandown 2nd & 3rd November 2017



# Microwave Presence Detection

NIGHT eye

THE NEXT LEVEL!



3 YEAR GUARANTEE

## HF2R

360° HF (Microwave) Ceiling Presence Detector – Flush Mount – Round

- Up to 1000W loading for incandescent, 440VA fluorescent, energy saving lamps and 100W LED.
- Enhanced 360° detection zone for optimum coverage.
- Switches lights ON when presence and motion is detected in combination with light levels (LUX adjustment) pre-set by user.
- Up to 7m diameter detection range (3.5m radius) for motion detection at 3m mounting height.
- User-friendly adjustment for: Time ON: 30 seconds to 30 minutes; Light Level: 5 to 1000 LUX.
- IP20 rating (internal use only).
- Requires a 64mm diameter cut out.

# NEW! 2017 Catalogue



Coming Soon!

Continuing our trend of new product innovation, all contained within this easy to navigate catalogue with full product features and applications.

To Reserve Your Copy Register Now at [timeguard.com](http://timeguard.com)





# Stay up to date

The Timeguard website is constantly updated and has all the information you need on our product ranges and technical support.

Simply complete and return the form opposite, by fax, post or log on to [www.timeguard.com](http://www.timeguard.com) to receive the latest information on all Timeguard product ranges available.

**[www.timeguard.com](http://www.timeguard.com)**

# Missing out?

Contractors and Installers – register online today to receive all the latest news and product information straight to your PC and mobile devices!



# Spot the Difference

Simply find and mark the five differences between the captions. Send, fax or e-mail us your entry clearly stating your name, address and e-mail in capital letters and we will enter you in our prize draw. Three winners will each receive a £50 M&S card. Closing date is 31st July 2017.

Congratulations to Mr W. Milligan, Midlothian; Mr D. Brooks, Redruth and Mr W. Fish, Ashton-under-Lyne who were our lucky winners from our Autumn 2016 Newsletter.

**PLEASE COMPLETE IN CLEAR CAPITAL LETTERS.**

Please tick the box if you are entering the competition only and **DO NOT** require literature updates.

Please send my FREE Timeguard Catalogue – issue 16.

Name: \_\_\_\_\_

Address: \_\_\_\_\_

\_\_\_\_\_

\_\_\_\_\_

\_\_\_\_\_

Post Code: \_\_\_\_\_

Tel: \_\_\_\_\_

Fax: \_\_\_\_\_

E-mail: \_\_\_\_\_

**Fax NOW on 020 8450 0635**

or scan and e-mail back to [CSC@timeguard.com](mailto:CSC@timeguard.com)



A **theben** Group Company

Victory Park, 400 Edgware Road, London NW2 6ND  
Tel: 020 8452 1112 • Fax: 020 8450 0635

**[www.timeguard.com](http://www.timeguard.com)**