

Kee Lite® Safety Components Guide

L148



TYPE
L148-9/2
L148-9/4
(/2 & /4 refer to the number of fixing holes)

HEAVY DUTY RECTANGULAR FLANGE

L150



TYPE
L150-8

HEAVY DUTY 4 HOLE SQUARE FLANGE

L152



TYPE
L152-6
L152-7
L152-8

4 HOLE SQUARE FLANGE

L160



TYPE
L160-7
L160-8

SMOOTH HANDRAIL FITTING

L164



TYPE
L164-8

OFFSET WALL FLANGE

Kee Lite® Technical Information

- Kee Lite Fittings are made from high grade Aluminium Silicon Magnesium Alloy.
- Recommended set screw torque is 39Nm.
- Minimum slip load capacity on aluminium tube: 7.56kN. (safety factor = 2 with tube having a minimum UTS of 275 N/mm²).
- Large grub screws are designed to resist thread stripping
- The core range of Kee Lite Fittings has undergone independent testing by TÜV.
- For current detail of the approved fittings go to www.keesafety.co.uk

Kee Lite® Reference Chart

Kee Lite® Fitting Ref.	Nom. Bore mm	Tube Dia. O.D. mm	Fitting I.D. mm
6	25	33.7	35
7	32	42.4	43.5
8	40	48.3	49.5
9	51	60.3	61.5

Gaskets

BS6180:1999 (specification for guardrail in and around buildings) states that when Aluminium comes into contact with concrete the aluminium surface should have at least 2 coats of Bituminous paint applied.

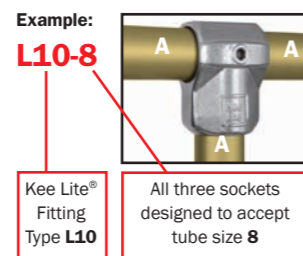
The simple alternative is to use a standard Kee Lite rubber gasket.

LG58	LG61-8	LG62-8	LG68-8	LG70-6	LG148-9	LG152-7
LG61-6	LG62-6	LG68-6	LG69-7	LG70-7	LG150-8	LG152-8
LG61-7	LG62-7	LG68-7	LG69-8	LG70-8	LG152-6	LG164-8

For highly corrosive environments, stainless steel grub screws are available at a small additional charge. **Kee Lite aluminium fittings are designed to suit BS EN 755 tube.**

Specifying Kee Lite® Fittings

Each fitting has a simple code reference, which defines the type of fitting and the tube size, or sizes, it is designed to receive. The first part, preceding the dash (-) identifies the type of Kee Lite® fitting. A digit, following the dash, defines tube size.



Kee Safety Limited
Cradley Business Park
Overend Road
Cradley Heath
West Midlands
B64 7DW
United Kingdom

Tel: +44 (0) 1384 632 188
Fax: +44 (0) 1384 632 192

Email: sales@keesafety.com
www.keesafety.co.uk



YOU'LL NEVER BE BETTER PROTECTED

Safety Components Guide




- HIGH CORROSION RESISTANCE
- LIGHTWEIGHT VERSATILITY
- NO WELDING, THREADING OR BOLTING REQUIRED



Kee Lite® Safety Components Guide


L10



TYPE
L10-6
L10-7
L10-8
L10-9

**SINGLE
SOCKET TEE**

L14



TYPE
L14-6
L14-7
L14-8

**STRAIGHT
COUPLING**

L15



TYPE
L15-6
L15-7
L15-8
L15-9

90° ELBOW

L19



TYPE
L19-6
L19-7
L19-8

**ADJUSTABLE
SIDE OUTLET
TEE**

L20



TYPE
L20-6
L20-7
L20-8

**SIDE OUTLET
ELBOW**

L21



TYPE
L21-6
L21-7
L21-8

**90° SIDE
OUTLET TEE**

L25



TYPE
L25-6
L25-7
L25-8
L25-9

**THREE SOCKET
TEE**


L26



TYPE
L26-6
L26-7
L26-8
L26-9

**TWO SOCKET
CROSS**


L29



TYPE
L29-7
L29-8

**30° TO 60°
SINGLE
SOCKET TEE**

L30



TYPE
L30-7
L30-8

**30° TO 45°
ADJUSTABLE
CROSS**

L35



TYPE
L35-6

**THREE SOCKET
CROSS**


L45



TYPE
L45-6
L45-7
L45-8

CROSSOVER

L46



TYPE
L46-6

**COMBINATION
SOCKET
TEE AND
CROSSOVER**

LC50



TYPE
LC50-66
LC50-77
LC50-88

**SINGLE SWIVEL
SOCKET**

LF50



TYPE
LF50-6
LF50-7
LF50-8

**FEMALE
SINGLE SWIVEL
SOCKET
MEMBER**

Kee Lite® Safety Components Guide

LM50



TYPE
LM50-6
LM50-7
LM50-8

**MALE SINGLE
SWIVEL
SOCKET
MEMBER**


LC51



TYPE
LC51-666
LC51-777
LC51-888

**DOUBLE
SWIVEL
SOCKET**

LM51



TYPE
LM51-6
LM51-7
LM51-8

**MALE DOUBLE
SWIVEL
SOCKET
MEMBER**

LC52



TYPE
LC52-666
LC52-777
LC52-888

**90° CORNER
SWIVEL
SOCKET**

LM52



TYPE
LM52-6
LM52-7
LM52-8

**90° MALE
CORNER
SWIVEL
SOCKET**

LB54



TYPE
LB54-66
LB54-77
LB54-88

**ADJUSTABLE
ELBOW**

LC58



TYPE
LC58-6
LC58-7
LC58-8

**SWIVEL
FLANGE**

LM58



TYPE
LM58

BASE PLATE

L61



TYPE
L61-6
L61-7
L61-8

FLANGE

L62



TYPE
L62-6
L62-7
L62-8

**STANDARD
RAILING
FLANGE**

L68



TYPE
L68-6
L68-7
L68-8

WALL FLANGE

L69



TYPE
L69-7
L69-8

**FLANGE WITH
TOEBOARD
ADAPTOR**

L70



TYPE
L70-6
L70-7
L70-8

RAIL SUPPORT

L84



TYPE
L84-6
L84-7
L84-8

PLUG

L114



TYPE
L114-6
L114-7
L114-8

SWIVEL TEE