



# ACCESS PRODUCTS

Plastic, metal and fire rated  
loft doors and access panels

**timloc**  
building products

# ACCESS PRODUCTS

Timloc Building Products is one of the UK's leading manufacturers of building products for the residential market. Based in Howden, East Yorkshire, we design, manufacture and supply building product solutions from ground level right up to the roof ridge. Trust Timloc to deliver with our unrivalled NEXT DAY delivery service with a low carriage paid order value of just £100 to branch or £150 direct to site.

Range of access products to suit a wide variety of applications and specifications including plastic, metal fire rated and metal non-fire rated loft doors and plastic, airtight and metal 1-hour fire rated and non-fire rated access panels available to conceal electrical, plumbing and other building services.

**timloc**  
building products

Various locking mechanisms and insulation U-Values available to suit your specification. Product-specific loft door operating poles also available.

## SALES

**EMAIL:** SALES@TIMLOC.CO.UK

**TEL:** 01405 765 567

## TECHNICAL

**EMAIL:** TECHNICAL@TIMLOC.CO.UK

**TEL:** 01405 782 769



Visit the Timloc website for product information, data sheets, technical support and more:

**WWW.TIMLOC.CO.UK**

## WHY **TRUST TIMLOC** WITH THE FULL PACKAGE?

- Purpose made to save time and money
- Ready to fit straight out-of-the-box
- Variety of insulation and fire rated options to suit various applications and budgets

- Excellent aesthetic appearance and finish
- Available on next day delivery
- Compliant with all relevant Building Regulations

## Timloc Building Products is a **carbon neutral manufacturer**

At Timloc, we manufacture and supply sustainable building products designed to be integrated into the fabric of a building from ground level right up to the roof ridge. 75% of the products we manufacture are made from recycled materials and all of our products are made to last.




# OUR JOURNEY TO **CARBON NEUTRALITY**

In 2021, Timloc became the **first building products manufacturer in the UK to achieve a carbon neutral status** after implementing various green initiatives to reduce and offset our carbon emissions to zero. 100% of our electricity is now generated from renewable energy sources, electric cars have been added to our fleet, and we have invested heavily in energy-efficient machinery, all of which contribute to our carbon neutral status.

Approximately 70% of our packaging is produced from recycled materials and **100% of our packaging is recyclable**.

All Timloc products experience a rigorous testing process prior to launch to ensure we only supply the highest quality products to market. The recycled materials we use originate from a variety of sources including plastic bottles, plastic trays and plastic car parts, such as bumpers and dashboards. The raw material produced as a result of the recycling process is robust, versatile, and environmentally friendly.



Trust Timloc to know the score...

# 100%

of our

**Waste**  
is diverted from  
landfill

**Electricity**  
is generated from  
renewable energy

**Packaging**  
is recyclable



# 1168 PLASTIC PUSH-UP LOFT ACCESS DOOR



Push-up loft access door designed to provide easy through-ceiling access into the loft space. The 1168 loft door is factory finished and ready to fit straight out of the box. Fully removable access door with two twist-operated catches to secure the door in place.

## Ordering Information

Product Code	Description	Pack Qty	Lead Time
1168	1168 Plastic Push-Up Loft Access Door - 0.82 U-value	1	Next Working Day
1168/35	1168 Plastic Push-Up Loft Access Door - 0.35 U-value	1	Next Working Day
1168/25	1168 Plastic Push-Up Loft Access Door - 0.25 U-value	1	Next Working Day

## Product Specification

Product Code	Frame Fitting Size	Clear Opening Size	Insulation U-value
1168	562 x 665mm	526 x 626mm	0.82 W/m.k
1168/35	562 x 665mm	526 x 626mm	0.35 W/m.k
1168/25	562 x 665mm	526 x 626mm	0.25 W/m.k

# 1169 PLASTIC HINGED DROP DOWN LOFT ACCESS DOOR



Easy-to-install hinged drop-down loft access door designed to provide easy through-ceiling access into the loft space. The 1169 loft door is factory finished and ready to fit straight out of the box. Twist operated catch to release a downward opening hinged door.

## Ordering Information

Product Code	Description	Pack Qty	Lead Time
1169	1169 Plastic Drop Down Loft Door	1	Next Working Day
1169KL	1169 Plastic Drop Down Loft Door with Key Lock	1	Next Working Day
1169/35	1169 Plastic Drop Down Loft Door - 0.35 U-value	1	Next Working Day
1169/35KL	1169 Plastic Drop Down Loft Door with Key Lock - 0.35 U-value	1	Next Working Day
1169/25	1169 Plastic Drop Down Loft Access Door - 0.25 U-value	1	Next Working Day
1169/25KL	1169 Plastic Drop Down Loft Door with Key Lock - 0.25 U-value	1	Next Working Day

## Product Specification

Product Code	Frame Fitting Size	Clear Opening Size	Insulation U-value
1169	562 x 662mm	526 x 626mm	0.82 W/m.k
1169KL	562 x 662mm	526 x 626mm	0.82 W/m.k
1169/35	562 x 662mm	526 x 626mm	0.35 W/m.k
1169/35KL	562 x 662mm	526 x 626mm	0.35 W/m.k
1169/25	562 x 662mm	526 x 626mm	0.25 W/m.k
1169/25KL	562 x 662mm	526 x 626mm	0.25 W/m.k

# Z - SERIES

## METAL 1-HOUR FIRE RATED HINGED LOFT ACCESS DOOR

### Uses:

- To restrict the spread of flames within external masonry
- To further minimise flanking noise pollution at wall junctions

Easy-to-install hinged drop-down loft access door for use where fire protection is required. Twist operated catch to release a downward opening hinged door.



### Ordering Information

Product Code	Description	Pack Quantity	Lead Time
Z8001	Z-Series Fire Rated Metal Loft Door 550x550mm	1	Next Working Day
Z8002	Z-Series Fire Rated Metal Loft Door 555x800mm	1	Next Working Day
Z8003	Z-Series Fire Rated Metal Loft Door 542x630mm	1	Next Working Day
Z8004	Z-Series Fire Rated Metal Loft Door 542x745mm	1	Next Working Day
Z8005	Z-Series Fire Rated Metal Loft Door 600x600mm	1	Next Working Day
Z8006	Z-Series Fire Rated Metal Loft Door 600x900mm	1	Next Working Day
Z8007*	Z-Series Fire Rated Metal Loft Door 900x600mm	1	Next Working Day
Z8008*	Z-Series Fire Rated Metal Loft Door 1200x600mm	1	Next Working Day

### Product Specification

Product Code	Frame Fitting Size	Clear Opening Size	Overall Panel & Frame Size	Insulation U-value
Z8001	555 x 555mm	528 x 500mm	598 x 598mm	0.82 W/m <sup>2</sup> ·k
Z8002	560 x 805mm	533 x 750mm	603 x 848mm	0.82 W/m <sup>2</sup> ·k
Z8003	542 x 630mm	520 x 580mm	590 x 680mm	0.82 W/m <sup>2</sup> ·k
Z8004	542 x 745mm	520 x 695mm	590 x 795mm	0.82 W/m <sup>2</sup> ·k
Z8005	605 x 605mm	578 x 550mm	648 x 648mm	0.82 W/m <sup>2</sup> ·k
Z8006	605 x 905mm	578 x 850mm	648 x 948mm	0.82 W/m <sup>2</sup> ·k
Z8007*	905 x 605mm	850 x 578mm	948 x 648mm	0.82 W/m <sup>2</sup> ·k
Z8008*	1205 x 605mm	1178 x 550mm	1248 x 648mm	0.82 W/m <sup>2</sup> ·k

\*Hinged on long side



**Budget Lock**



**Key Lock**

## Ordering Information

Product Code	Description	Pack Quantity	Lead Time
ZKL8001	Z-Series Fire Rated Metal Loft Door 550x550mm - Key Lock	1	Next Working Day
ZKL8002	Z-Series Fire Rated Metal Loft Door 555x800mm - Key Lock	1	Next Working Day
ZKL8003	Z-Series Fire Rated Metal Loft Door 542x630mm - Key Lock	1	Next Working Day
ZKL8004	Z-Series Fire Rated Metal Loft Door 542x745mm - Key Lock	1	Next Working Day
ZKL8005	Z-Series Fire Rated Metal Loft Door 600x600mm - Key Lock	1	Next Working Day
ZKL8006	Z-Series Fire Rated Metal Loft Door 600x900mm - Key Lock	1	Next Working Day
ZKL8007*	Z-Series Fire Rated Metal Loft Door 900x600mm - Key Lock	1	Next Working Day
ZKL8008*	Z-Series Fire Rated Metal Loft Door 1200x600mm - Key Lock	1	Next Working Day

## Product Specification

Product Code	Frame Fitting Size	Clear Opening Size	Overall Panel & Frame Size	Insulation U-value
ZKL8001	555 x 555mm	528 x 500mm	598 x 598mm	0.82 W/m <sup>2</sup> ·k
ZKL8002	560 x 805mm	533 x 750mm	603 x 848mm	0.82 W/m <sup>2</sup> ·k
ZKL8003	542 x 630mm	520 x 580mm	590 x 680mm	0.82 W/m <sup>2</sup> ·k
ZKL8004	542 x 745mm	520 x 695mm	590 x 795mm	0.82 W/m <sup>2</sup> ·k
ZKL8005	605 x 605mm	578 x 550mm	648 x 648mm	0.82 W/m <sup>2</sup> ·k
ZKL8006	605 x 905mm	578 x 850mm	648 x 948mm	0.82 W/m <sup>2</sup> ·k
ZKL8007*	905 x 605mm	850 x 578mm	948 x 648mm	0.82 W/m <sup>2</sup> ·k
ZKL8008*	1205 x 605mm	1178 x 550mm	1248 x 648mm	0.82 W/m <sup>2</sup> ·k

\*Hinged on long side

**RANGE  
CONTINUES  
ON NEXT  
PAGE**

Ordering Information

Product Code	Description	Pack Qty.	Lead Time
Z9001	Z-Series Fire Rated Metal Loft Door 550x550mm - 0.35 U-Value	1	Next Working Day
Z9002	Z-Series Fire Rated Metal Loft Door 555x800mm - 0.35 U-Value	1	Next Working Day
Z9003	Z-Series Fire Rated Metal Loft Door 542x630mm - 0.35 U-Value	1	Next Working Day
Z9004	Z-Series Fire Rated Metal Loft Door 542x745mm - 0.35 U-Value	1	Next Working Day
Z9005	Z-Series Fire Rated Metal Loft Door 600x600mm - 0.35 U-Value	1	Next Working Day
Z9006	Z-Series Fire Rated Metal Loft Door 600x900mm - 0.35 U-Value	1	Next Working Day
Z9007*	Z-Series Fire Rated Metal Loft Door 900x600mm - 0.35 U-Value*	1	Next Working Day
Z9008*	Z-Series Fire Rated Metal Loft Door 1200x600mm - 0.35 U-Value*	1	Next Working Day
ZKL9001	Z-Series Fire Rated Metal Loft Door 550x550mm - Key Lock 0.35 U-Value	1	Next Working Day
ZKL9002	Z-Series Fire Rated Metal Loft Door 555x800mm - Key Lock 0.35 U-Value	1	Next Working Day
ZKL9003	Z-Series Fire Rated Metal Loft Door 542x630mm - Key Lock 0.35 U-Value	1	Next Working Day
ZKL9004	Z-Series Fire Rated Metal Loft Door 542x745mm - Key Lock 0.35 U-Value	1	Next Working Day
ZKL9005	Z-Series Fire Rated Metal Loft Door 600x600mm - Key Lock 0.35 U-Value	1	Next Working Day
ZKL9006	Z-Series Fire Rated Metal Loft Door 600x900mm - Key Lock 0.35 U-Value	1	Next Working Day
ZKL9007*	Z-Series Fire Rated Metal Loft Door 900x600mm - Key Lock 0.35 U-Value	1	Next Working Day
ZKL9008*	Z-Series Fire Rated Metal Loft Door 1200x600mm - Key Lock 0.35 U-Value	1	Next Working Day

Product Specification

Product Code	Frame Fitting Size	Clear Opening Size	Overall Panel & Frame Size	Insulation U-value
Z9001	555 x 555mm	528 x 500mm	598 x 598mm	0.35 W/m <sup>2</sup> k
Z9002	560 x 805mm	533 x 750mm	603 x 848mm	0.35 W/m <sup>2</sup> k
Z9003	542 x 630mm	520 x 580mm	590 x 680mm	0.35 W/m <sup>2</sup> k
Z9004	542 x 745mm	520 x 695mm	590 x 795mm	0.35 W/m <sup>2</sup> k
Z9005	605 x 605mm	578 x 550mm	648 x 648mm	0.35 W/m <sup>2</sup> k
Z9006	605 x 905mm	578 x 850mm	648 x 948mm	0.35 W/m <sup>2</sup> k
Z9007*	905 x 605mm	850 x 578mm	948 x 648mm	0.35 W/m <sup>2</sup> k
Z9008*	1205 x 605mm	1178 x 550mm	1248 x 648mm	0.35 W/m <sup>2</sup> k
ZKL9001	555 x 555mm	528 x 500mm	598 x 598mm	0.35 W/m <sup>2</sup> k
ZKL9002	560 x 805mm	533 x 750mm	603 x 848mm	0.35 W/m <sup>2</sup> k
ZKL9003	542 x 630mm	520 x 580mm	590 x 685mm	0.35 W/m <sup>2</sup> k
ZKL9004	542 x 745mm	520 x 695mm	590 x 795mm	0.35 W/m <sup>2</sup> k
ZKL9005	605 x 605mm	578 x 550mm	648 x 648mm	0.35 W/m <sup>2</sup> k
ZKL9006	605 x 905mm	578 x 850mm	648 x 948mm	0.35 W/m <sup>2</sup> k
ZKL9007*	905 x 605mm	850 x 578mm	948 x 648mm	0.35 W/m <sup>2</sup> k
ZKL9008*	1205 x 605mm	1178 x 550mm	1248 x 648mm	0.35 W/m <sup>2</sup> k

\*Hinged on long side



# LOFT - LOC

## LOFT DOOR OPERATING POLES


600mm metal loft door operating poles for use with the Timloc range of plastic and metal loft doors.

### Z1162

#### Square T-Key Loft Door Operating Pole

##### Compatible with:

Metal 1-Hour Fire Rated Loft Door - **Page 6**  
(Budget lock only)




### Z1170

#### Slotted Loft Door Operating Metal Pole

##### Compatible with:

Plastic Push-up Loft Door - **Page 4**  
Plastic Hinged Loft Door - **Page 5**



Product Code	Description	Pack Quantity	Lead Time
Z1162	Square T-Key Loft Door Operating Metal Pole	1	Next Working Day
Z1170	Slotted Loft Door Operating Metal Pole	1	Next Working Day

# PLASTIC ACCESS PANELS

Simple and reliable method for providing access to services and connections behind dry lined walls, ducts, ceilings (ex. AP450 and AP450KL) and cupboard units. An ideal solution for meeting the gas safety industry and Building Regulation Part J's concealed boiler blue inspection access requirements (non-fire rated applications).



## Ordering Information & Product Specification

Product Code	Frame Fitting Size	Clear Opening Size	Overall Panel & Frame Size	Door Type	Key Lock	Pack Quantity	Lead Time
AP110	115 x 165mm	100 x 150mm	135 x 185mm	Clip fit	N/A	1	Next Working Day
AP150	155 x 235mm	140 x 220mm	195 x 275mm	Hinged	N/A	1	Next Working Day
AP200	205 x 205mm	190 x 190mm	245 x 245mm	Clip fit	N/A	1	Next Working Day
AP300	305 x 305mm	290 x 290mm	345 x 345mm	Hinged	N/A	1	Next Working Day
AP450*	470 x 470mm	455 x 455mm	510 x 510mm	Hinged	N/A	1	Next Working Day
AP150KL	155 x 235mm	140 x 220mm	195 x 275mm	Hinged	Yes	1	Next Working Day
AP300KL	305 x 305mm	290 x 290mm	345 x 345mm	Hinged	Yes	1	Next Working Day
AP450KL*	470 x 470mm	455 x 455mm	510 x 510mm	Hinged	Yes	1	Next Working Day

**\*Not suitable for ceiling installations**

# AIRTIGHT PLASTIC ACCESS PANELS

Fully airtight and high-level acoustic performance plastic access panels for providing access to concealed services and connections behind dry lined walls, ducts, ceilings, and cupboard units. An economical solution for providing access to concealed services. Helps to meet the requirements of:

- **Building Regulation Part L** – Conservation of Fuel and Power (air leakage)
- **Building Regulation Part J** – Heat Producing Appliances (concealed boiler flue inspection access)
- **Building Regulation Part E** – Resistance to Sound



## Ordering Information & Product Specification

Product Code	Frame Fitting Size	Clear Opening Size	Overall Panel & Frame Size	Door Type	Pack Quantity	Lead Time
AP110AT	115 x 165mm	100 x 150mm	135 x 185mm	Clip fit	1	Next Working Day
AP150AT	155 x 235mm	140 x 220mm	195 x 275mm	Clip fit	1	Next Working Day
AP200AT	205 x 205mm	190 x 190mm	245 x 245mm	Clip fit	1	Next Working Day
AP300AT	305 x 305mm	290 x 290mm	345 x 345mm	Clip fit	1	Next Working Day
AP450AT	470 x 470mm	455 x 455mm	510 x 510mm	Clip fit	1	Next Working Day

# Z - SERIES

## METAL ACCESS PANELS

Metal access panels to provide access to concealed electrical, plumbing, and other building services. For applications where plastic access panels are not suitable and a fire rating is not required. An ideal solution for meeting the gas safety industry and Building Regulation Part J's concealed boiler flue inspection access requirements (non-fire rated applications).



**Z2001**



**Z2002**

### Ordering Information & Product Specification

Product Code	Frame Fitting Size	Clear Opening Size	Overall Panel & Frame Size	Pack Quantity	Lead Time
Z2001	155 X 155mm	128 x 110mm	198 x 198mm	1	Next Working Day
Z2002	155 x 235mm	110 x 208mm	198 x 278mm	1	Next Working Day
Z2003	205 x 205mm	178 x 160mm	248 x 248mm	1	Next Working Day
Z2004	305 x 305mm	278 x 260mm	348 x 348mm	1	Next Working Day
Z2005	355 x 355mm	328 x 310mm	398 x 398mm	1	Next Working Day
Z2006	455 x 455mm	428 x 410mm	498 x 498mm	1	Next Working Day
Z2007	555 x 555mm	528 x 518mm	598 x 598mm	1	Next Working Day
Z2008	605 x 305mm	578 x 260mm	648 x 348mm	1	Next Working Day
Z2009	605 x 605mm	578 x 560mm	648 x 648mm	1	Next Working Day

# METAL 1 HOUR FIRE-RATED ACCESS PANELS

Multi-performance 1-hour fire rated steel access panels designed to provide access to services and connections behind dry lined walls and ceilings where a 1-hour fire rating is required. Also suitable for projects requiring additional reduced air leakage and/or acoustic performance requirements.



**APC300X300CR**



**APC150X230CR**

## Ordering Information & Product Specification

Product Code	Frame Fitting Size	Clear Opening Size	Overall Panel & Frame Size	Door Type	Pack Qty	Lead Time
APC150x150CR	155 x 155mm	110 x 110mm	200 x 200mm	T-key lock	1	Next Working Day
APC150x230CR	155 x 235mm	110 x 190mm	200 x 280mm	T-key lock	1	Next Working Day
APC200x200CR	205 x 205mm	160 x 160mm	250 x 250mm	T-key lock	1	Next Working Day
APC300x300CR	305 x 305mm	260 x 260mm	350 x 350mm	T-key lock	1	Next Working Day
APC450x450CR	455 x 455mm	410 x 410mm	500 x 500mm	T-key lock	1	Next Working Day
APC550x550CR	555 x 555mm	510 x 510mm	600 x 600mm	T-key lock	1	Next Working Day
APC600x600CR	605 x 605mm	560 x 560mm	650 x 650mm	T-key lock	1	Next Working Day
APC150x150CRKL	155 x 155mm	110 x 110mm	200 x 200mm	Key lock	1	Next Working Day
APC150x230CRKL	155 x 235mm	110 x 190mm	200 x 280mm	Key lock	1	Next Working Day
APC200x200CRKL	205 x 205mm	160 x 160mm	250 x 250mm	Key lock	1	Next Working Day
APC300x300CRKL	305 x 305mm	260 x 260mm	350 x 350mm	Key lock	1	Next Working Day
APC450x450CRKL	455 x 455mm	410 x 410mm	500 x 500mm	Key lock	1	Next Working Day
APC550x550CRKL	555 x 555mm	510 x 510mm	600 x 600mm	Key lock	1	Next Working Day
APC600x600CRKL	605 x 605mm	560 x 560mm	650 x 650mm	Key lock	1	Next Working Day

# PRODUCT CODES

Product Code	Description	Pack Quantity	Lead Time	Page No.
1168	Plastic Push-Up Loft Door 562x665	1	Next working day	4
1168/25	0.25 U-Value Plastic Push-Up Loft Door 562x665	1	Next working day	4
1168/35	0.35 U-Value Plastic Push-Up Loft Door 562x665	1	Next working day	4
1169	Plastic Hinged Drop Down Loft Door 562x662	1	Next working day	5
1169KL	Plastic Hinged Drop Down Loft Door 562x662 Keylock	1	Next working day	5
1169/25	0.25 U-Value Plastic Hinged Drop Down Loft Door 562x662	1	Next working day	5
1169/25KL	0.25 U-Value Plastic Hinged Drop Down Loft Door 562x662 Keylock	1	Next working day	5
1169/35	0.35 U-Value Plastic Hinged Loft Access Door 562x662	1	Next working day	5
1169/35KL	0.35 U-Value Plastic Hinged Drop Down Loft Door 562x662 Keylock	1	Next working day	5
Z8001	Z-Series Loft Door Fire Rated 550x550mm	1	Next working day	6
Z8002	Z-Series Loft Door Fire Rated 555x800mm	1	Next working day	6
Z8003	Z-Series Loft Door Fire Rated 542x630mm (1161)	1	Next working day	6
Z8004	Z-Series Loft Door Fire Rated 542x745mm (1160)	1	Next working day	6
Z8005	Z-Series Loft Door Fire Rated 600x600mm	1	Next working day	6
Z8006	Z-Series Loft Door Fire Rated 600x900mm	1	Next working day	6
Z8007	Z-Series Loft Door Fire Rated 900x600mm	1	Next working day	6
Z8008	Z-Series Loft Door Fire Rated 1200x600mm	1	Next working day	6
ZKL8001	Z-Series Loft Door Fire Rated Key Lock 550x550mm	1	Next working day	7
ZKL8002	Z-Series Loft Door Fire Rated Key Lock 555x800mm	1	Next working day	7
ZKL8003	Z-Series Loft Door Fire Rated Key Lock 542x630mm (1161/KL)	1	Next working day	7
ZKL8004	Z-Series Loft Door Fire Rated Key Lock 542x745mm (1160/KL)	1	Next working day	7
ZKL8005	Z-Series Loft Door Fire Rated Key Lock 600x600mm	1	Next working day	7
ZKL8006	Z-Series Loft Door Fire Rated Key Lock 600x900mm	1	Next working day	7
ZKL8007	Z-Series Loft Door Fire Rated Key Lock 900x600mm	1	Next working day	7
ZKL8008	Z-Series Loft Door Fire Rated Key Lock 1200x600mm	1	Next working day	7
Z9001	Z-Series Loft Door Fire Rated 0.35 U Value 550x550	1	Next working day	8
Z9002	Z-Series Loft Door Fire Rated 0.35 U Value 555x800	1	Next working day	8
Z9003	Z-Series Loft Door Fire Rated 0.35 U V 542x630 (1161/35)	1	Next working day	8
Z9004	Z-Series Loft Door Fire Rated 0.35 U Val 542x745 (1160/35)	1	Next working day	8
Z9005	Z-Series Loft Door Fire Rated 0.35 U Value 600x600	1	Next working day	8
Z9006	Z-Series Loft Door Fire Rated 0.35 U Value 600x900	1	Next working day	8
Z9007	Z-Series Loft Door Fire Rated 0.35 U Value 900x600	1	Next working day	8
Z9008	Z-Series Loft Door Fire Rated 0.35 U Value 1200x600	1	Next working day	8
ZKL9001	Z-Series Loft Door FR Keylock 0.35 U Value 550x550	1	Next working day	8
ZKL9002	Z-Series Loft Door FR Keylock 0.35 U Value 555x800	1	Next working day	8
ZKL9003	Z-Series Loft Door FR Keylock 0.35 U 542x630 (1161/35KL)	1	Next working day	8
ZKL9004	Z-Series Loft Door FR Keylock 0.35 U V 542x745 (1160/35KL)	1	Next working day	8
ZKL9005	Z-Series Loft Door FR Keylock 0.35 U Value 600x600	1	Next working day	8
ZKL9006	Z-Series Loft Door FR Keylock 0.35 U Value 600x900	1	Next working day	8
ZKL9007	Z-Series Loft Door FR Keylock 0.35 U Value 900x600	1	Next working day	8
ZKL9008	Z-Series Loft Door FR Keylock 0.35 U Value 1200x600	1	Next working day	8
Z1162	Loft-Loc Metal Loft Door Pole 600mm - Square T-key	1	Next working day	9
Z1170	Loft-Loc Metal Loft Door Pole 600mm - Slotted	1	Next working day	9
AP110	Plastic Access Panel 115x165mm Clip Fit	1	Next working day	10
AP150	Plastic Access Panel 155x235mm Hinged	1	Next working day	10
AP200	Plastic Access Panel 205x205mm Clip Fit	1	Next working day	10
AP300	Plastic Access Panel 305x305mm Hinged	1	Next working day	10
AP450	Plastic Access Panel 470x470mm Hinged	1	Next working day	10
AP150KL	Plastic Access Panel 155x235mm Hinged Key Lock	1	Next working day	10
AP300KL	Plastic Access Panel 305x305mm Hinged Key Lock	1	Next working day	10
AP450KL	Plastic Access Panel 470x470mm Hinged Key Lock	1	Next working day	10

Product Code	Description	Pack Quantity	Lead Time	Page No.
AP110AT	Plastic Air Tight Access Panel 115x165mm White	1	Next working day	11
AP150AT	Plastic Air Tight Access Panel 155x235mm White	1	Next working day	11
AP200AT	Plastic Air Tight Access Panel 205x205mm White	1	Next working day	11
AP300AT	Plastic Air Tight Access Panel 305x305mm White	1	Next working day	11
AP450AT	Plastic Air Tight Access Panel 470x470mm White	1	Next working day	11
Z2001	Z-Series Metal Access Panel 150x150mm	1	Next working day	12
Z2002	Z-Series Metal Access Panel 150x230mm	1	Next working day	12
Z2003	Z-Series Metal Access Panel 200x200mm	1	Next working day	12
Z2004	Z-Series Metal Access Panel 300x300mm	1	Next working day	12
Z2005	Z-Series Metal Access Panel 350x350mm	1	Next working day	12
Z2006	Z-Series Metal Access Panel 450x450mm	1	Next working day	12
Z2007	Z-Series Metal Access Panel 550x550mm	1	Next working day	12
Z2008	Z-Series Metal Access Panel 600x300mm	1	Next working day	12
Z2009	Z-Series Metal Access Panel 600x600mm	1	Next working day	12
APC150x150CR	1-Hour Fire Rated Metal Access Panel 150x150mm	1	Next working day	13
APC150x230CR	1-Hour Fire Rated Metal Access Panel 150x230mm	1	Next working day	13
APC200x200CR	1-Hour Fire Rated Metal Access Panel 200x200mm	1	Next working day	13
APC300x300CR	1-Hour Fire Rated Metal Access Panel 300x300mm	1	Next working day	13
APC450x450CR	1-Hour Fire Rated Metal Access Panel 450x450mm	1	Next working day	13
APC550x550CR	1-Hour Fire Rated Metal Access Panel 550x550mm	1	Next working day	13
APC600x600CR	1-Hour Fire Rated Metal Access Panel 600x600mm	1	Next working day	13
APC150x150CRKL	1-Hour Fire Rated Metal Access Panel 150x150mm - Key Lock	1	Next working day	13
APC150x230CRKL	1-Hour Fire Rated Metal Access Panel 150x230mm - Key Lock	1	Next working day	13
APC200x200CRKL	1-Hour Fire Rated Metal Access Panel 200x200mm - Key Lock	1	Next working day	13
APC300x300CRKL	1-Hour Fire Rated Metal Access Panel 300x300mm - Key Lock	1	Next working day	13
APC450x450CRKL	1-Hour Fire Rated Metal Access Panel 450x450mm - Key Lock	1	Next working day	13
APC550x550CRKL	1-Hour Fire Rated Metal Access Panel 550x550mm - Key Lock	1	Next working day	13
APC600x600CRKL	1-Hour Fire Rated Metal Access Panel 600x600mm - Key Lock	1	Next working day	13

LOW **CARRIAGE PAID** ORDER VALUES



**£100**  
TO BRANCH

**£150**  
TO SITE



**timloc**  
building products



**Sales** | Phone: **01405 765 567** Email: [sales@timloc.co.uk](mailto:sales@timloc.co.uk)  
**Technical** | Phone: **01405 782 769** Email: [technical@timloc.co.uk](mailto:technical@timloc.co.uk)