



Berry

SYSTEMS

SAFETY BARRIERS AND SECURITY SOLUTIONS FOR

WAREHOUSING, INDUSTRIAL & COMMERCIAL

DESIGN . SUPPLY . INSTALL

CREATING SAFE AND SUSTAINABLE

Working Environments

We have the expertise, experience and knowledge to provide safety and security solutions that are designed to protect your workforce and your premises.

Berry
SYSTEMS



As a member of HS Security, Berry Systems designs, supplies and installs physical safety and security systems to protect people, property & vehicles. We work on projects across sectors and the urban environment.



CAR PARK CONSTRUCTION & SAFETY



WAREHOUSE, TRANSPORT & LOGISTICS



DATA CENTRES & COMMERCIAL



UTILITIES & CRITICAL INFRASTRUCTURE



INDUSTRY, MANUFACTURING & FOOD



HEALTHCARE & EDUCATION



AIRPORTS & RAILWAY STATIONS



SPORTS & LEISURE



Part of Hill and Smith Holdings PLC, HS Security is a prestigious group of companies specialising in highly advanced physical security solutions.



Approved for UK Government use.
For details contact CPNI.





Future Proof

S A F E T Y , S E C U R I T Y
& P R O T E C T I O N

With almost half a century of experience working with leading organisations in the UK and across the world, Berry Systems has the expertise and knowledge to provide safety, security and protection solutions for commercial and industrial buildings.

We understand the changing demands on warehousing, data centre and logistics facilities. By talking with us early in the design process we can help to future proof your development. Our team will advise on the latest developments in vehicle restraint and barrier systems, integrated solar powered EV charging points and a wide range of safety and perimeter solutions.

We are part of Hill & Smith Holdings PLC, a group of companies that are market leaders in providing infrastructure products. With a focus on engineering designs for the roads and utilities market, the Hill & Smith group hold strong positions in niche markets, delivering solutions worldwide.

» CONTENTS

ABOUT US 04

• FUTURE PROOF	04
• EVERYTHING FOR YOUR PROJECT	06
• DESIGN ADVISORY SERVICE	08
• TESTING AND SURVEYING	09

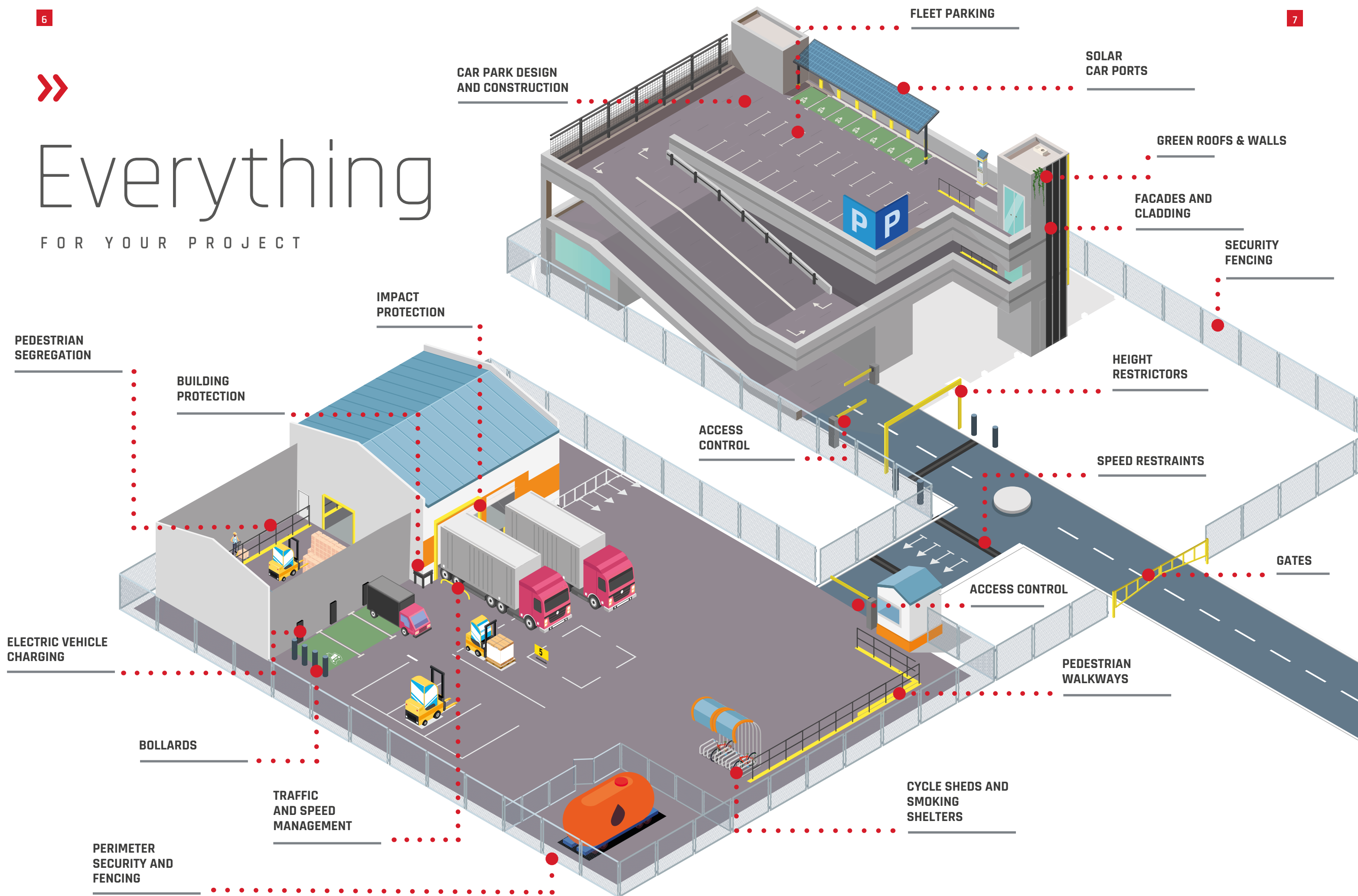
PRODUCT OVERVIEW

• IMPACT PROTECTION	10
• BARRIERS	14
• PEDESTRIAN AND VEHICLE SEGREGATION	20
• ACCESS CONTROL AND SPEED RESTRAINTS	21
• BESPOKE DESIGNS AND METAL STAIRCASES	22
• ADDITIONAL PRODUCTS	23
• BOLLARDS AND PARKING POSTS	24
• EVC SUSTAINABLE ELECTRIC VEHICLE CHARGING	26
• PERIMETER SECURITY AND FENCING	28
• GLOSSARY	31



Everything

FOR YOUR PROJECT



DESIGN ADVISORY SERVICE

CP-DAS

Early contractor involvement is crucial to ensure that all the requirements of your project are expertly addressed right from the initial planning stage. By taking advantage of the Design Advisory Service from Berry Systems, we ensure that every aspect of your development is carefully coordinated, from conception to completion, and that your project is fully future proof.

We provide a comprehensive consultancy service in all areas of industrial sites and service yards, including access control, safety protection, traffic flow and exterior cladding options. All surveying and design work is carried out by our inhouse experts and we have a full CAD service, utilising the latest software. Our testing facilities ensure your project meets the very highest standards of quality and safety.

At Berry Systems, we combine our expertise with a range of top-quality products and unbeatable service. Whatever you require, we will find you a solution.



PRODUCT MANUFACTURE

Our wealth of knowledge in steel and car parks gives you access to the best products on the market. We also manufacture products bespoke to architect requirements without compromising on safety.



FULL PROJECT SUPPORT

Our expert team is here to support you in all aspects of your project, from initial concept right through to completion, making certain that everything runs smoothly and to schedule.



MAINTENANCE

We can carry out the maintenance and inspection of your site in accordance with the Institution of Structural Engineers, keeping your facility fully operational.



LOGISTICS

We will work with you to plan and schedule deliveries to meet the demands of your project, helping you to keep your schedules on track.



SURVEYING & TESTING

We offer a full surveying service for both supply only and supply and fit projects. Our testing facilities ensure all products and projects meet the most stringent standards of compliance.



3D VISUALISATION

We can provide visual 3D visualisations for your development, for both the products and the project as a whole, giving you a clearer vision of the how it will all come together.



Testing

AND SURVEYING



Quality and safety are key to everything we do at Berry Systems. Our expert testing and survey services ensure that our customers and their projects benefit from this passion for perfection.

We undertake structural and general surveying to provide precise, clear-cut and comprehensive reporting with all the information and recommendations required to make the right choice for each project.

Not only are all our products tested to meet the most stringent and exacting standards, we provide an expert in-depth site testing service for existing multi-storey car parks. We also conduct installation compliance testing, which is recommended for car parks every 16 years to ensure safety standards are still being met.

SPECIALIST EQUIPMENT

QUICK AND ACCURATE RESULTS

We use specialist testing rigs to efficiently load test edge protection barriers, providing customers with quick and accurate results. All testing and reporting is in strict accordance with appropriate standards and guidance.

VITAL SAFETY CHECKS

LOAD TESTING OPTIONS

Load testing car park edge protection is vital to ensure that barriers are safe and to highlight any potential faults with design or installation, reducing the risk of injury to users of the car park. We provide pseudo-static load testing, anchor pull out load testing and dynamic load testing.

USING THE LATEST EQUIPMENT AND MACHINERY, WE PERFORMANCE TEST VEHICLE RESTRAINT SYSTEMS, ANCHORS AND GENERAL CONDITION BEFORE PROJECTS, PROVIDING DETAILED RESULTS





Impact

P R O T E C T I O N

On busy commercial and industrial sites, it is vital that pedestrians, buildings and assets are properly protected from the risk of potential impacts from vehicles.

Berry Systems has a wide range of high-quality products that has been designed and manufactured to offer protection for any application, including column protection units, dock rollers and bay door height restrictors.



COLUMN SENTRY

Made from semi-flexible and stress crack resistant plastic, our Column Sentry CPUs restrict access to vehicles and protect pedestrians using an air cushion method designed to absorb energy generated by impact.

Due to its innovative design, Column Sentry units fully protect a column from damage from both fork-lift trucks and other vehicles, withstanding repeated impacts and reducing replacements costs.



HEAVY DUTY CPU

The Heavy Duty CPU is built to withstand impacts from larger vehicles, making it ideal for industrial yards where HGVs are present. The additional protection this CPU provides reduces the risk of collisions into supporting columns, structural items, stock and machinery.

Bespoke units can be designed to cater for most applications and vehicle weights.



COLUMN BUFFER PLUS

The column buffer units utilise our RB1 posts with a radius warehouse rail semi circle, available in 500/750 and 1000mm diameter units as standard. Using the warehouse rail allows us to achieve tight radiuses and the configurations can be made to suit most column sizes.



I-BEAM PROTECTOR

I-Beam Protectors from Berry Systems utilise warehouse barriers formed to a circular shape to completely surround a column, enabling 360° protection from vehicle impact. The I-Beam is fitted to minimise encroachment on the surrounding space.

I-Beam Protectors can be manufactured to accommodate any universal beam column size.



WAREHOUSE RAIL

The Warehouse Rail CPU is a circular spring steel-mounted warehouse rail unit that provides strong, durable impact protection from vehicles travelling at lower speeds. It provides protection for structural columns, pipework and lighting columns. To further increase safety, the feet on the system can be turned inwards to prevent damage to vehicle tyres and trip hazards.

Its versatility in manufacturing means it can be designed and fabricated to suit a variety of environments, including single, double and triple height protection.




MONOSTRUT RAIL

A light and economic spring steel system, the Monostrut Rail CPU offers protection against small pallet movers and passenger vehicles travelling at low speeds. This system is suitable for both interior and exterior use as it is galvanised to prevent weathering.

FENDERING PROFILES

In addition to column protection units, Berry Systems offer a variety of fendering profiles that can be used in multiple applications. These rubber profiles are designed to provide low-level protection against collision and scrapes and can be placed on ramps and supporting walls to avoid structural damage.

Fendering profiles can help reduce car park maintenance and keep refurbishment costs down to a minimum.



RUBBER COLUMN PROTECTOR

With high visibility corners and rubber shock absorbers, Rubber CPUs absorb the energy of an impact to prevent further damage to the column. Corners are coated yellow to improve visibility and reduce the risk of collision.

This product can be manufactured to universal beam sizes to ensure accurate installation.



COLUMN GUARD

For areas where there is less traffic, Column Guards are the ideal solution to protect from cosmetic damage. Column Guards also provide protection for vehicles from light knocks and scratches.



Barriers

On busy commercial and industrial sites, it is vital that pedestrians, buildings and assets are properly protected from the risk of potential impacts from vehicles.

Berry Systems has a wide range of high-quality products that has been designed and manufactured to offer protection for any application, including column protection units, dock rollers and bay door height restrictors.



Floor Mounted Systems

FLEXI-POSTS

A semi-flexible floor mounted system, the upper part of the Flexi-Post is mounted onto a rubber shock absorber which allows a limited deflection of the post. This reduces impact force from 152kN to 69kN, also reducing the anchor bolt force and the risk of damage to both barrier and vehicle.

Bespoke posts and centre spacings are available to suit your requirements.



GH BUFFER

This popular system is suitable for a variety of applications. The use of two fixings means that the energy absorbing properties are enhanced upon vehicle impact to provide superior protection.

Constructed from spring steel, the containment of deflection is within the buffer footprint so will prevent encroachment of space into the parking bay.

HD BUFFER

The HD Buffer is specifically designed to withstand impacts from HGVs and other larger vehicles used regularly in off-road environments, particularly warehousing and industrial. It can absorb the impact of a 40-tonne vehicle travelling at 3.35mph from a 90° impact.

This buffer can facilitate an Open Box Beam profile and is available with handrail and mesh as optional extras and are 450kN rated systems.





P224 BOLT DOWN

These posts are bolted directly into the structure itself using substantial anchor bolts to install the full post and beam profile system, creating a full vehicle restraint system with low deflection and deformation of the barrier rail.

Where minimal deflection is essential, we recommend a combination of Rigid P224 Posts and Open Box Beam profile to provide a high level of protection. This combination significantly increases the load transferred into the structure compared to flexible solutions.



RB1X SPRING STEEL BUFFER

This flexible system offers an economical footprint and the deflection from impacts can be contained within the barrier area by reducing post centres. A base plate can be used to spread impact load to further avoid damage and can also be used to assist in levelling the buffer installation on uneven surfaces.

The RB1X can also feature our BS EN6180 compliant restraint strap to offer limited handrail deflection under pedestrian loading, while not compromising the beneficial flexibility of the spring steel posts.

Wall Mounted Systems

P224 CAST IN

Similar to the Bolt Down post, the Cast In Rigid Post system is where the posts are fixed directly into the substrate. These will also have zero to minimal deflection and deformation to the barrier rail upon impact and is tested to the same standards as the P224 Bolt Down Post.



WH BUFFER

WH Buffer is a wall mounted system to prevent extensive damage to walls adjacent to traffic areas that would result in costly maintenance and repair. In areas where there is insufficient room for a surface or floor mounted barrier, Berry's WH Buffers are an ideal solution as they are affixed directly into the wall to protect it from the full force of a collision.

This system is comprised of spring steel so will slightly deflect upon impact to contain it.



Warehouse Barriers

Warehouse Barriers from Berry Systems can be used to help protect structural columns, pipework, stock and personnel. We offer different variants of Warehouse Barrier to accommodate different types of vehicles and surroundings. These have been designed for the following purposes:

4M WAREHOUSE BARRIER:

- Can be mounted on spring steel buffers
- Maximum of 1600mm post centres recommended
- Minimum of x 4 spring steel buffers for a single length of warehouse barrier to ensure it is fit for purpose

WAREHOUSE BARRIER 90° BEND SECTION:

- Pre-formed into a 90° bend section
- Fitted to either end of a standard rail or other bend section to create a protected corner
- Provides protection to the whole corner to prevent collisions and impacts from vehicles

WAREHOUSE BARRIER BEND TERMINAL:

- Short section of warehouse barrier with rounded end section to prevent an exposed end facing traffic flow
- Closing the end enhances the protection of both driver and vehicle should a vehicle collide with it

MINI WAREHOUSE BUFFA:

- Low-level steel solution designed to absorb light impacts from low speeds
- Stands 235mm from the floor for a cost effective alternative when lower level warehouse barrier is required

MINI WAREHOUSE BUFFA PLUS:


- Low-level steel solution designed to absorb light impacts from low speeds
- Stands 235mm from the floor for a cost effective alternative when lower level warehouse barrier is required

Wheel Guides

Wheel Guides from Berry Systems are a heavy-duty solution to facilitate dock deliveries, enabling drivers to accurately reverse into position to load or unload the vehicle. The guides are positioned to line up with each individual dock, preventing collisions and promoting efficient deliveries.



Pedestrian & Vehicle Segregation



HANDRAIL SYSTEMS

It is vital that pedestrian areas are segregated with handrails within industrial premises, distribution yards, car parks and warehouses to prevent collisions with vehicles.

Berry Handrail systems provide a sturdy and effective standalone pedestrian safety barrier that can be installed in traffic flow areas to provide excellent delineated protection.

TUBULAR RAIL

This floor mounted system consists of closed tubular profiles that are manufactured from 3mm thick band steel and then roll-shaped in a roller tool and fuse welded to assemble. The tubular profile is elliptical and is made with a U-shaped protrusion to create the end result.

Tubular Rail is a popular choice of barrier due to its aesthetic qualities and is ideal for industrial applications as the rounded shape increases its resilience to stresses.



Access Control and Speed Restraints

MANUAL ARM BARRIER & SWING GATES

As part of our access control offering, we provide Manual Arm Barriers and Swing Gates. With the two products being similar in nature, both have the same applications and benefits.

Our Manual Car Park barrier is constructed from a steel rectangular hollow section that is formed to the client's exact specification. The same is applied out our Swing Gates, also manufactured to customer requirements. Both solutions provide peace of mind during overnight periods to keep your site secure and are manufactured from high quality steel to prevent access.



SITE COP STANDARD

The Site-Cop Standard is a 70mm tall speed bump that is harsher than its siblings. It enforces speed limits and is ideal for sites with frequent pedestrian and vehicle movements.

SITE-COP PLUS

Similar to Mini-Site Cop, Site-Cop Plus has a wider profile to reduce larger vehicle speeds to less than 20mph. Easily installed into most surfaces and also suitable for HGV use, this solution can be implemented to increase safety on site, reducing speeds of both light and heavy goods vehicles.

MINI-SITE COP

Mini site cops are better used in areas where drivers need a reminder to stick to the speed limit. It provides a "gentler" bump as opposed to others in the range.



Bespoke Metalwork Designs & Staircases

BESPOKE METALWORK DESIGNS

High-quality designs from Berry Systems are ideal for use in industrial areas with increased vehicular activity. Our in-house design team can create a bespoke system that meets all your essential requirements – anti-slip coating and high-visibility strips can be used to aid personnel when crossing.

Our proprietary anti-climb mesh and pedestrian handrails can be incorporated into the design to prevent injury, limiting the risk of serious harm from tripping or slipping incidents.


Berry Systems are also able to meet your aesthetic requirements as a variety of finishes are available, including galvanised, stainless steel and powder coated.

STAIRCASES

Being highly experienced manufacturers and installers of specialist safety applications, Berry Systems are able to develop a complete range of staircases, suitable within industrial premises and service yards, including straight, spiral, quarter, half or three-quarter turn, curved, or a combination.

All systems are designed by our experienced in-house design team so all your necessary requirements can be met. Complete bespoke systems can also be created.

A variety of finishes are available to meet your aesthetic needs and anti-slip coatings and treads can be included.



Additional Products

CYCLE SHELTERS & RACKS

Berry Systems offer a wide range of cycle shelters and racks to cater for all needs and requirements. We can advise on the best options available.

SEATING & SMOKING SHELTERS

If your site requires seating and smoking shelters, contact us. We have a great selection available.





Bollards

AND PARKING POSTS

We offer a wide range of bollards and parking posts for a variety of different applications, restricting vehicular access and increasing the safety of pedestrians.

Our bespoke range includes flexible bollards, parking bollards and posts, removable and retractable parking posts. We are also an official UK distributor for heavy-duty SlowStop® Bollards, which are bolted down to make them ideal for long-term protection within industrial sites and distribution yards.

Our range of bollards and parking posts is available in multiple finishes and fixings including Galvanised, Stainless Steel, Powder Coated, Bolt-down and Cast-In. maintain the safety of all those using the car park facility.



TELESCOPIC SECURITY POSTS

Offering a high level of security and easy to operate, the top of the unit is concreted into the ground level with the surface and can then be pulled up and locked in position.

PARKING POST

Ideal for restricting access to specific areas or parking bays, these can be unlocked and the hinged mounting allows them to be laid flat.

REMOVABLE PARKING POST

Typically locked in place over night and removed during the day. Additional ground sockets are available for storing when not in use.

FLEXI-BOLLARDS

Flexi-Bollards provide single point impact protection from vehicles, with rubber shock absorbers taking most of the force of the collision.

PARKING POST - STEALTH

The stealth post has all the benefits of the Parking Post but with the further advantage of a fully flush to ground level socket.

RETRACTAPOST

Operated by padlock to lock the post in the raised position to the lid. Available in 500mm above ground or 745mm above ground sizes.



SLOW-STOP

The patented SlowStop® Bollard system is a revolutionary rebounding steel pipe bollard.

The kinetic energy of any impact is progressively absorbed by an elastomer hidden in the base, enabling the post to tilt approximately 20° as it progressively absorbs it and softens the impact. After a collision, the post returns upright, leaving your guard intact and ready to perform again.






EVC

SUSTAINABLE ELECTRIC VEHICLE CHARGING

The need to tackle climate change and to provide a cleaner, more sustainable environment is driving a shift to electrical vehicles, and this needs to be given very careful consideration in the design and planning of any new car parking facility.

Incorporating electric vehicle chargers into your project will future proof the development and allow you to expand capacity the when required.

From plug and play EVCs to models that can be charged using solar powered car ports, battery storage for excess energy or bespoke integrated systems to feed clean electricity to power the building's utilities,



SOLAR CAR PORTS

Incorporating solar shading to the top levels of car parks is becoming increasingly popular. With this in mind, we have designed a car port system to improve the efficiency and sustainability of your project.

These car ports maximise the power of solar to charge electric vehicles and to generate enough energy to be either stored or used for other purposes.

Incorporating a solar panel car port will reduce the carbon footprint of your facility and by utilising solar power, you will minimize energy expenses and make significant savings.



EV CHARGING BOLLARDS

Our EVC bollards offer a host of benefits for your facilities and improve end user experience.

We can provide fixed or flexible post options that are much less susceptible to damage and are easier to replace.

Flexible energy absorbing EVC bollard options to protect against low speed impacts, reducing damage to post and vehicles.

EVC bollards can be positioned in any location with access to power and are a cost-effective method to create parking bays and can be utilised with EVC systems such as a solar-powered car ports, to provide a clean, sustainable charging solution.





Perimeter

SECURITY AND FENCING

Security fencing is an important requirement for the perimeter of all industrial units and service yards. At Berry Systems, we supply and install a huge choice of options from the UK's leading range of perimeter security.

We have years of experience and expertise in the installation of security fencing in a variety of locations and for various sectors along with providing a highly professional service to cater for all your requirements.

Specialist fencing products are produced to the very highest standards of security, resilience and quality and are certified by several national and international bodies including government regulators and testing standards.



SECUREGUARD SR1

SecureGuard SR1 is a heavy-duty, cost-effective and high security fencing system using the renowned SecureGuard 358 mesh. Its durability and strength paired with affordable pricing make it an ideal demarcation solution for a variety of applications.

STRONGUARD™ SR2

StronGuard SR2 is a heavily tested, robust palisade fencing system that has been created to meet the high-security requirements. It delivers the classic visual deterrent of standard palisade but with a level of security that's seldom available in the commercial market.



PALISADE

Palisade is a hugely popular, versatile and reliable fencing system. An imposing appearance provides an effective visual deterrent, while spiked tops, minimal foot holes and cutting resistant solid steel vertical pales, ensure protection against unauthorised access and attack.

FASTGUARD

FastGuard mesh is an expanded metal boundary fencing system. With flexibility, compliance and stringent safety measures in mind, FastGuard is available in a variety of options, making it ideal for applications requiring a strong boundary.

SECUREGUARD 358

SecureGuard 358 mesh is our premium high security boundary fencing system. It meets the very highest demarcation requirements to prevent and deter attack or breach internally and externally and is ideally suited to any application that demands tough protection.







TWINGUARD


TwinGuard mesh is our medium-security fencing system and is suitable for applications where a hard-wearing boundary is required. Excellent rigid panel systems deliver increased protection with thick, double horizontal wires and a clamp bar fixing.




Specifications

All of our systems have full NBS specifications available for your projects, please contact our sales team for further information.


	<table><tr><th>Post Ref</th><th>Height</th></tr><tr><td>BSCIP1087</td><td>1087mm</td></tr><tr><td>BSCIP1487</td><td>1487mm</td></tr></table> <p>No Anchors Needed</p>	Post Ref	Height	BSCIP1087	1087mm	BSCIP1487	1487mm		
Post Ref	Height								
BSCIP1087	1087mm								
BSCIP1487	1487mm								
	<table><tr><th>Post Ref</th><th>Height</th></tr><tr><td>BSRB610</td><td>610mm</td></tr><tr><td>BSRB1 100x14</td><td>610mm</td></tr><tr><td>BSRB1 100x20</td><td>610mm</td></tr></table>	Post Ref	Height	BSRB610	610mm	BSRB1 100x14	610mm	BSRB1 100x20	610mm
Post Ref	Height								
BSRB610	610mm								
BSRB1 100x14	610mm								
BSRB1 100x20	610mm								
	<table><tr><th>Post Ref</th><th>Height</th></tr><tr><td>BSRIGIDPOST610</td><td>610mm</td></tr><tr><td>BSRIGIDPOST747</td><td>747mm</td></tr></table>	Post Ref	Height	BSRIGIDPOST610	610mm	BSRIGIDPOST747	747mm		
Post Ref	Height								
BSRIGIDPOST610	610mm								
BSRIGIDPOST747	747mm								
	<table><tr><th>Post Ref</th><th>Height</th></tr><tr><td>BSRB1X</td><td>610mm</td></tr><tr><td>BSRB1X 100x14</td><td>610mm</td></tr><tr><td>BSRB1X 100x20</td><td>610mm</td></tr></table>	Post Ref	Height	BSRB1X	610mm	BSRB1X 100x14	610mm	BSRB1X 100x20	610mm
Post Ref	Height								
BSRB1X	610mm								
BSRB1X 100x14	610mm								
BSRB1X 100x20	610mm								
	<table><tr><th>Post Ref</th><th>Height</th></tr><tr><td>BSFLEXPOST610</td><td>610mm</td></tr><tr><td>BSFLEXIPOST760</td><td>760mm</td></tr></table>	Post Ref	Height	BSFLEXPOST610	610mm	BSFLEXIPOST760	760mm		
Post Ref	Height								
BSFLEXPOST610	610mm								
BSFLEXIPOST760	760mm								
	<table><tr><th>Post Ref</th><th>Height</th></tr><tr><td>BSGH610</td><td>610mm</td></tr><tr><td>BSGH760</td><td>760mm</td></tr></table>	Post Ref	Height	BSGH610	610mm	BSGH760	760mm		
Post Ref	Height								
BSGH610	610mm								
BSGH760	760mm								




Post Ref	Height
BSSBBH	610mm




Post Ref	Height
BSHDB	610mm




Part No	BS-BARRIER-RAIL (3mm)	
Length	3.5M Length	3.2M Effective
Joint Ref	BS-LAPKIT-BR	
Post Bolt Ref	BS-POSTKIT-BR	




Part No	BSFLEXBEAM (3mm)	BSFLEXBEAM 2MM (2mm)
Length	3.5M Length	3.2M Effective
Joint Ref	BS-LAPKIT-FB	
Post Bolt Ref	BS-POSTKIT-FB	



Part No	BSBERRY-BEAM	BSBERRY-BEAM2MM
Length	3M Length	
Joint Ref	BS-SPIGOT	
Post Bolt Ref	BS-POSTKIT-BB	



Part No	BS0BB-4.8/2.4/1.2	
Joint Ref	BS-FISHPLATE	
Post Bolt Ref	BS-POSTKIT-0BB	



Part No	BS-WAREHOUSERAIL	
Length	4M Length	
Joint Ref	BS-WAREHOUSE-JOINT	
Post Bolt Ref	BS-POSTKIT-WH	



Glossary

IMPACT PROTECTION PAGE 10

Column Sentry
Heavy Duty CPU
I-Beam Protector
Monostrut Rail
Rubber Column Protector
Warehouse Rail
Fendering Profiles
Column Guard

BARRIERS PAGE 14

Flexi-Posts
GH Buffer
HD Buffer
P224 Bolt Down
P224 Cast in
WH Buffer
RB1X Spring Steel Buffer
Warehouse Barrier
Mini Warehouse Buffa
Wheel Guides

PEDESTRIAN AND VEHICLE SEGREGATION PAGE 20

Twinball Handrail
Tubular Rail

ACCESS CONTOL AND SPEED RESTRAINTS PAGE 21

Manual Arm Barrier and Swing Gates
Mini Site-Cop
Site-Cop Plus

BESPOKE DESIGNS AND METAL STAIRCASES PAGE 22

Bespoke Metalwork Designs
Staircases

ADDITIONAL PRODUCTS PAGE 23

Cycle Shelters & Racks
Seating & Smoking Shelters

BOLLARDS & PARKING POSTS PAGE 24

Telescopic Security Posts
Parking Post
Removable Parking Post
Flexi-bollards
Parking Post - Stealth
Retractapost
SlowStop® Bollard

EVC SUSTAINABLE ELECTRIC VEHICLE CHARGING PAGE 26

Car Ports
Bollards

PERIMETER SECURITY FENCING PAGE 28


Securiguard SR1
Stronguard™ SR2
Palisade
Fastguard
Secureguard 358
Twinguard



BERRY SYSTEMS

Springvale Industrial & Business Park,
Bilston WV14 0QL
P : 01902 491100
M : sales@berrysystems.co.uk
W : www.berrysystems.co.uk

© 2022 BERRY SYSTEMS



www.berrysystems.co.uk