


Flooring Profiles

Aluminium, Brass
& Stainless Steel



Special Finishes

A selection of C.A.T. flooring profiles are available with special finishes.

For information on the availability of a finish on a particular product please refer to the relevant product page in this catalogue. Should you require further assistance, please contact the C.A.T. sales office.

Finishes depicted in this catalogue are representative only and are subject to print interpretation. For accurate referencing, please request a sample from the C.A.T. sales office.

In 1999 we pioneered special finishes on brass thresholds in antique and chrome finishes and in 2016, developed our Designer Home Collection range of special finishes on aluminium profiles, for the residential and light commercial market.

We are constantly developing our range and finishes to provide our customers with a byword at C.A.T. Choice.

Brass Finishes

Antique Brass and Antique Bronze finishes are a chemically applied process to Brass products and are hand finished with a variance from batch to batch. Antique finishes are not foot traffic - resistant and are designed to create an aged, unpolished effect.



Polished
Brass

Satin
Brass

Antique
Brass

Antique
Bronze

Aluminium Finishes



Mill


Polished

Satin

Black
Anodised

DESIGNER HOME COLLECTION

Available on Feline A/9/2, Feline, A/10, Feline A/12Z, AR3 SF, AR6 SF, ANF, AC38, Kliks Slim Twin Top & Ramp Top, Feline AT25, AN20/3, AN21/3, AN20R/3 and CAP IT.



Light Bronze

Bronze

Bright

Pewter

Onyx Black

Brushed
Stainless

Designer
Satin

Designer Home Collection finishes are anodised finishes and shades can vary from batch to batch.

Chrome Plated Finishes on Brass


Plated finishes are not solid metals and consideration should be given when selection takes place as to the suitability of the product in the installation.



Chrome


Satin Chrome

Stainless Steel Finishes



Bright

Brushed



Samples Available

DESIGNER
HOME COLLECTION

Aluminium Profiles



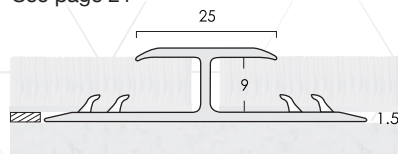
DESIGNER

HOME COLLECTION

Quick Reference Guide

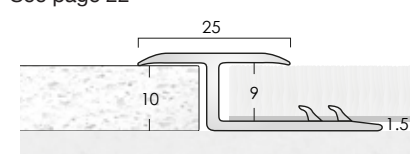
FELINE A/9/2 DHC

See page 21



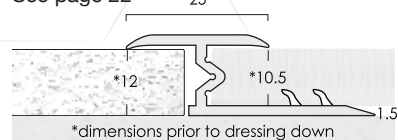
FELINE A/10 DHC

See page 22



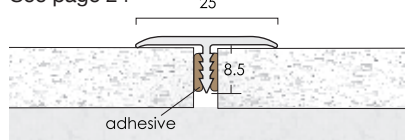
FELINE A/12Z DHC

See page 22



FELINE AT25 DHC

See page 24



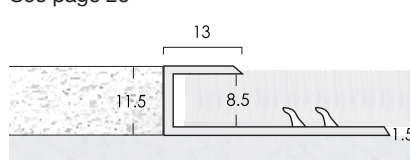
ANF DHC

See page 25



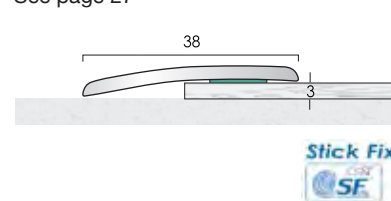
CAP IT DHC

See page 25



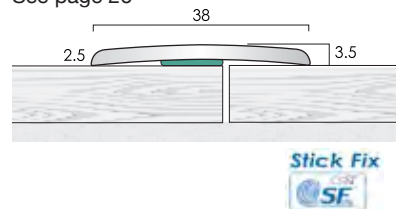
AR3 SF DHC

See page 27



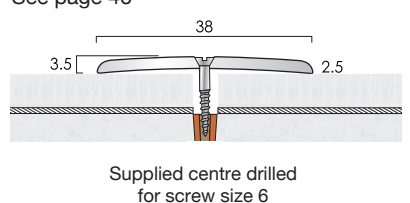
AC38 DHC SF

See page 26



AC38 DHC

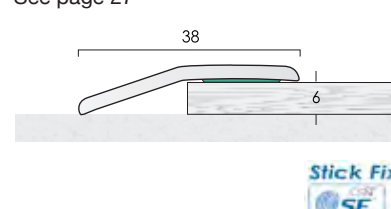
See page 46



Supplied centre drilled
for screw size 6

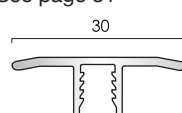
AR6 SF DHC

See page 27



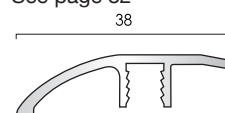
KLIK SLIM TWIN TOP

See page 81




KLIK SLIM RAMP TOP

See page 82




AN20/3 DHC

See page 247




AN20R/3 DHC

See page 247



AN21/3 DHC

See page 247



Profiles shown approximately 75% scale. Finishes shown for representation only.

Designer Home Collection finishes are anodised finishes and shades can vary from batch to batch.



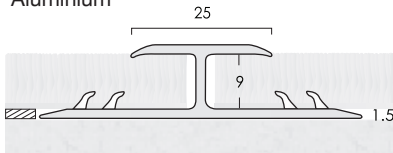
Feline™ Twin Top - Twin Leg Flooring Profiles

Joining profiles for carpet to carpet installations. Feline trims are designed with a smooth, attractive, high quality surface finish.

DESIGNER HOME COLLECTION

FELINE A/9/2 DHC

Aluminium




Twin base profile for
carpet to carpet installations


FELINE A/9/2 DHC

DESIGNER FINISHES FOR DESIGNER FLOORS

Finishes Available	Stock Length	Length/Tube
Brushed Stainless	0.900m	6
	2.715m	6
Bright	0.900m	6
	2.715m	6
Bronze	0.900m	6
	2.715m	6
Light Bronze	0.900m	6
	2.715m	6
Pewter	0.900m	6
	2.715m	6
Onyx Black	0.900m	6
	2.715m	6
Designer Satin	0.900m	6
	2.715m	6



DHC Designer Finishes



Brushed
Stainless

Bright

Bronze


Light
Bronze

Pewter

Onyx
Black

Designer
Satin

Designer Home Collection finishes are anodised finishes and shades can vary from batch to batch.



Samples Available

Fixings not supplied

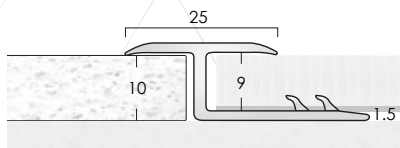


DESIGNER

HOME COLLECTION

FELINE A/10 DHC

Aluminium



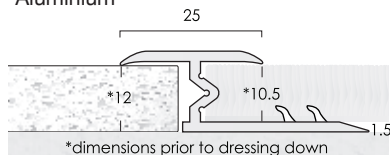
DESIGNER

HOME COLLECTION



FELINE A/12Z DHC

Aluminium



Collapsible centre leg to accommodate minor differences in floor levels.

Feline™ Twin Top - Single Leg Flooring Profiles

Joining profiles for carpet to stone, timber and ceramic transitions where the flooring meets at the same level. Trim heights can be increased with suitable packers.

FELINE A/10 DHC

DESIGNER FINISHES FOR DESIGNER FLOORS


Finishes Available	Stock Length	Length/Tube
Brushed Stainless	0.900m	6
	2.715m	6
Bright	0.900m	6
	2.715m	6
Bronze	0.900m	6
	2.715m	6
Light Bronze	0.900m	6
	2.715m	6
Pewter	0.900m	6
	2.715m	6
Onyx Black	0.900m	6
	2.715m	6
Designer Satin	0.900m	6
	2.715m	6

FELINE A/12Z DHC

DESIGNER FINISHES FOR DESIGNER FLOORS

Finishes Available	Stock Length	Length/Tube
Brushed Stainless	0.900m	6
	2.715m	6
Bright	0.900m	6
	2.715m	6
Bronze	0.900m	6
	2.715m	6
Light Bronze	0.900m	6
	2.715m	6
Pewter	0.900m	6
	2.715m	6
Onyx Black	0.900m	6
	2.715m	6
Designer Satin	0.900m	6
	2.715m	6

DHC Designer Finishes



Brushed
Stainless

Bright

Bronze

Light
Bronze

Pewter

Onyx
Black

Designer
Satin

Designer Home Collection finishes are anodised finishes and shades can vary from batch to batch.



Samples Available

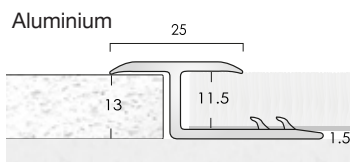
Fixings not supplied



Feline™ Twin Top - Single Leg Flooring Profiles

Joining profiles for carpet to stone, timber and ceramic transitions where the flooring meets at the same level. Trim heights can be increased with suitable packers.

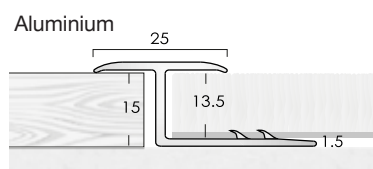
FELINE A/13



FELINE A/13

Finishes Available	Stock Length	Length/Tube
Polished Aluminium	0.900m	6
	2.715m	6
Satin Aluminium	0.900m	6
	2.715m	6

FELINE A25/15



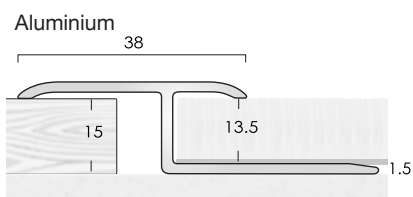
FELINE A25/15

Finishes Available	Stock Length	Length/Tube
Polished Aluminium	0.900m	6
	2.715m	6
Satin Aluminium	0.900m	6
	2.715m	6



Feline™ Extra Wide Twin Top Profile For Timber Expansion


FELINE A/15



FELINE A/15



Finishes Available	Stock Length	Length/Tube
Polished Aluminium	2.715m	6
Satin Aluminium	2.715m	6

Finishes



Polished Aluminium

Satin Aluminium



Samples Available

Fixings not supplied

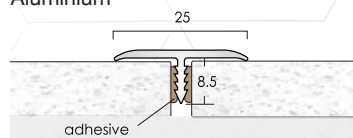


DESIGNER

HOME COLLECTION

FELINE AT25 DHC

Aluminium



Feline™ T Flooring Profiles

T profile to protect the edge of stone and ceramic floors.

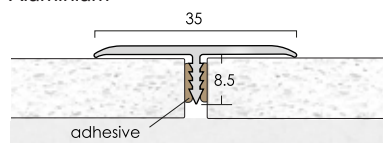
FELINE AT25 DHC

DESIGNER FINISHES FOR DESIGNER FLOORS

Finishes Available	Stock Length	Length/Tube
Brushed Stainless	0.900m	6
	2.715m	6
Bright	0.900m	6
	2.715m	6
Bronze	0.900m	6
	2.715m	6
Light Bronze	0.900m	6
	2.715m	6
Pewter	0.900m	6
	2.715m	6
Onyx Black	0.900m	6
	2.715m	6
Designer Satin	0.900m	6
	2.715m	6

FELINE AT35

Aluminium



FELINE AT35

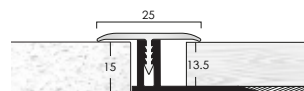
Finishes Available	Stock Length	Length/Tube
Satin Aluminium	2.715m	6
Brushed Stainless DHC	2.715m	6

Feline AT25 and AT35 flooring profiles can be used with uPVC base, if preferred:

T BASE 12 uPVC - adhesive fixing



T BASE 15 uPVC - adhesive fixing




T BASE 12

Finish Available	Colour	Stock Length	Length/Tube
PVC	Black	2.715m	6

T BASE 15


Finish Available	Colour	Stock Length	Length/Tube
PVC	Black	2.715m	6

Feline AT25 DHC
Designer Finishes



Designer Home Collection finishes are anodised finishes and shades can vary from batch to batch.

Standard Finish
- Feline AT35



Samples Available

Fixings not supplied

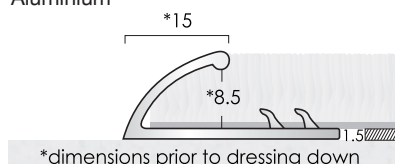


DESIGNER

HOME COLLECTION

ANF DHC

Aluminium



*dimensions prior to dressing down

Single nap lock for
carpet to resilient flooring.

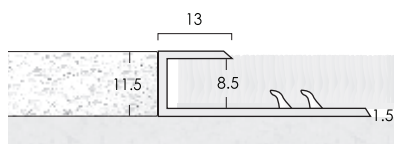
DESIGNER

HOME COLLECTION



CAP IT DHC

Aluminium



Square edge profiles provide a neat
trim edging where carpets and carpet tiles
meet with stone and ceramic flooring.

Single Nap Lock Flooring Profiles

For carpet to resilient floorings.

Single nap lock flooring profiles are designed to trap and protect the nap edge of the carpet when installed with resilient floorings.

ANF DHC

DESIGNER FINISHES FOR DESIGNER FLOORS


Finishes Available	Stock Length	Length/Tube
Brushed Stainless	0.900m	6
	2.715m	6
Bright	0.900m	6
	2.715m	6
Bronze	0.900m	6
	2.715m	6
Light Bronze	0.900m	6
	2.715m	6
Pewter	0.900m	6
	2.715m	6
Onyx Black	0.900m	6
	2.715m	6
Designer Satin	0.900m	6
	2.715m	6

CAP IT DHC

DESIGNER FINISHES FOR DESIGNER FLOORS

Finishes Available	Stock Length	Length/Tube
Brushed Stainless	0.900m	6
	2.715m	6
Bright	0.900m	6
	2.715m	6
Bronze	0.900m	6
	2.715m	6
Light Bronze	0.900m	6
	2.715m	6
Pewter	0.900m	6
	2.715m	6
Onyx Black	0.900m	6
	2.715m	6
Designer Satin	0.900m	6
	2.715m	6

DHC Designer Finishes



Brushed
Stainless

Bright

Bronze

Light
Bronze

Pewter

Onyx
Black

Designer
Satin

Designer Home Collection finishes are anodised finishes and shades can vary from batch to batch.



Samples Available

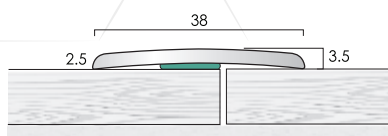
Fixings not supplied



DESIGNER

HOME COLLECTION

AC38 DHC SF



Aluminium Cover Plates

Supplied undrilled with Stick Fix™ tape pre-applied.

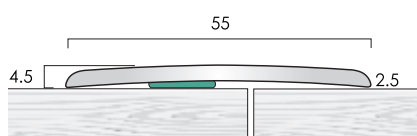
- Mechanical fixing free - no screws installation.
- No risk to underfloor cables and pipes.
- Rapid install time.



AC38 DHC SF DESIGNER FINISHES FOR DESIGNER FLOORS

Finishes Available	Stock Length	Length/Tube
Brushed Stainless	0.900m	6
	2.715m	6
Bright	0.900m	6
	2.715m	6
Bronze	0.900m	6
	2.715m	6
Light Bronze	0.900m	6
	2.715m	6
Pewter	0.900m	6
	2.715m	6
Onyx Black	0.900m	6
	2.715m	6
Designer Satin	0.900m	6
	2.715m	6

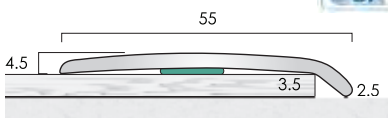
AC55 SF



AC55 SF

Finishes Available	Stock Length	Length/Tube
Designer Satin	2.715m	6
Bright	2.715m	6


A155 SF



A155 SF

Finishes Available	Stock Length	Length/Tube
Designer Satin	2.715m	6
Bright	2.715m	6


AC38 DHC SF Designer Finishes




Brushed Stainless Bright Bronze Light Bronze Pewter Onyx Black Designer Satin Bright

Designer Home Collection finishes are anodised finishes and shades can vary from batch to batch.

Standard Finishes - AC55 SF & A155 SF



Bright Designer Satin



Samples Available
Fixings not supplied



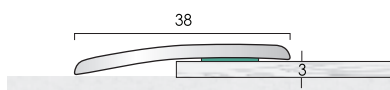
Aluminium Ramp Flooring Profiles

Supplied with pre-applied Stick Fix™ tape.

DESIGNER HOME COLLECTION

AR3 SF DHC

Aluminium



AR3 SF DHC

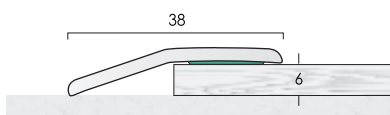
DESIGNER FINISHES FOR DESIGNER FLOORS

Finishes Available	Stock Length	Length/Tube
Brushed Stainless	0.900m	6
	2.715m	6
Bright	0.900m	6
	2.715m	6
Bronze	0.900m	6
	2.715m	6
Light Bronze	0.900m	6
	2.715m	6
Pewter	0.900m	6
	2.715m	6
Onyx Black	0.900m	6
	2.715m	6
Designer Satin	0.900m	6
	2.715m	6

DESIGNER HOME COLLECTION

AR6 SF DHC

Aluminium




AR6 SF DHC

DESIGNER FINISHES FOR DESIGNER FLOORS

Finishes Available	Stock Length	Length/Tube
Brushed Stainless	0.900m	6
	2.715m	6
Bright	0.900m	6
	2.715m	6
Bronze	0.900m	6
	2.715m	6
Light Bronze	0.900m	6
	2.715m	6
Pewter	0.900m	6
	2.715m	6
Onyx Black	0.900m	6
	2.715m	6
Designer Satin	0.900m	6
	2.715m	6

DHC Designer Finishes



Brushed
Stainless

Bright

Bronze

Light
Bronze

Pewter

Onyx
Black

Designer
Satin

Designer Home Collection finishes are anodised finishes and shades can vary from batch to batch.



Samples Available

Fixings not supplied

Solid Brass Flooring Profiles



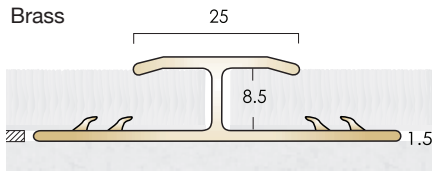


Feline™ Solid Brass Twin Top Flooring Profiles

Designed for the highest quality installations.

FELINE 2

Brass



Twin base profile for carpet to carpet installations

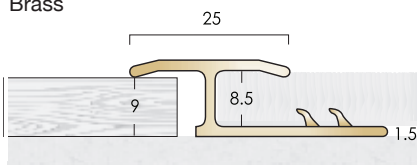


FELINE 2

Finishes Available	Stock Length	Length/Tube
Polished Brass	0.900m	6
	2.715m	6
Satin Brass	0.900m	6
	2.715m	6
Antique Brass	0.900m	6
	2.715m	6
Antique Bronze	0.900m	6
	2.715m	6
Chrome	0.900m	6
	2.715m	6
Satin Chrome	0.900m	6
	2.715m	6

FELINE 1

Brass




Single base profile for carpet to stone • timber • ceramic transitions where floorings meet at the same level

FELINE 1

Finishes Available	Stock Length	Length/Tube
Polished Brass	0.900m	6
	2.715m	6
Satin Brass	0.900m	6
	2.715m	6
Antique Brass	0.900m	6
	2.715m	6
Antique Bronze	0.900m	6
	2.715m	6
Chrome	0.900m	6
	2.715m	6
Satin Chrome	0.900m	6
	2.715m	6

Finishes



Polished Brass


Satin Brass

Antique Brass

Antique Bronze

Chrome

Satin Chrome

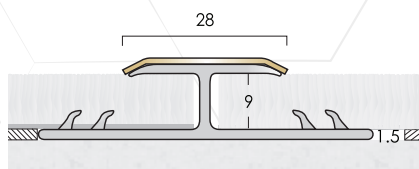


Samples Available

Fixings not supplied

**FAB TWIN TOP/TWIN LEG**

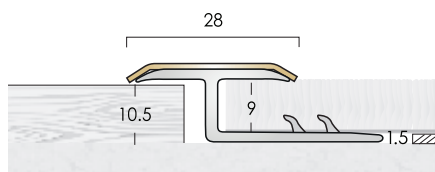
Aluminium profile with brass top



Twin base profile for carpet to carpet installations

**FAB TWIN TOP/SINGLE LEG**

Aluminium profile with brass top



Single base profile for carpet to stone • timber • ceramic • transitions where floorings meet at the same level


Fab™ Twin Top Flooring Profiles

Aluminium profile with brass tops.

Finishes Available	Stock Length	Length/Tube
FAB2 - Polished Brass	0.900m	6
	TSO 1.000m	6
	2.715m	6
FAB24 - Satin Brass	0.900m	6
	TSO 1.000m	6
	2.715m	6
FAB220 - Antique Brass	0.900m	6
	TSO 1.000m	6
	2.715m	6
FAB221 - Antique Bronze	0.900m	6
	TSO 1.000m	6
	2.715m	6
FAB222 - Chrome	0.900m	6
	TSO 1.000m	6
	2.715m	6
FAB232 - Satin Chrome	0.900m	6
	TSO 1.000m	6
	2.715m	6

Finishes Available	Stock Length	Length/Tube
FAB1 - Polished Brass	0.900m	6
	TSO 1.000m	6
	2.715m	6
FAB14 - Satin Brass	0.900m	6
	TSO 1.000m	6
	2.715m	6
FAB120 - Antique Brass	0.900m	6
	TSO 1.000m	6
	2.715m	6
FAB121 - Antique Bronze	0.900m	6
	TSO 1.000m	6
	2.715m	6
FAB122 - Chrome	0.900m	6
	TSO 1.000m	6
	2.715m	6
FAB132 - Satin Chrome	0.900m	6
	TSO 1.000m	6
	2.715m	6

Finishes

Polished
BrassSatin
BrassAntique
BrassAntique
Bronze

Chrome

Satin
Chrome

To Special Order



Samples Available

Fixings not supplied



Fab™ Twin Top Flooring Profiles

Aluminium profiles with brass tops.

FAB A/12Z

Aluminium profile with brass top



Collapsible centre leg to accommodate minor differences in floor levels.

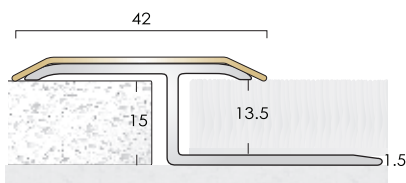


FAB A/12Z

Finishes Available	Stock Length	Length/Tube
FABA/12Z1 - Polished Brass	0.900m	6
	2.715m	6
FABA/12Z14 - Satin Brass	0.900m	6
	2.715m	6
FABA/12Z120 - Antique Brass	0.900m	6
	2.715m	6
FABA/12Z121 - Antique Bronze	0.900m	6
	2.715m	6
FABA/12Z122 - Chrome	0.900m	6
	2.715m	6
FABA/12Z132 - Satin Chrome	0.900m	6
	2.715m	6

FAB WIDE TWIN TOP/SINGLE LEG

Aluminium profile with brass top




Extra wide top profile for carpet to stone • timber • ceramic floors.

FAB WIDE TWIN TOP/SINGLE LEG

Finishes Available		Stock Length	Length/Tube
FAB3 - Polished Brass	TSO	2.000m	6
FAB34 - Satin Brass	TSO	2.000m	6
FAB320 - Antique Brass	TSO	2.000m	6
FAB321 - Antique Bronze	TSO	2.000m	6

Finishes



Polished Brass

Satin Brass

Antique Brass


Antique Bronze

Chrome

Satin Chrome



To Special Order

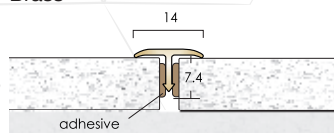


Samples Available

Fixings not supplied



FELINE T14
Brass



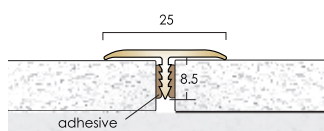
Feline T14 is adhesive (or silicone) fix only. Not compatible with T Bases.

C.A.T. recommend Stycco Flex adhesive. Available to order see page 349.

FELINE T14

Finishes Available	Stock Length	Length/Tube
Polished Brass	2.715m	6
Satin Brass	2.715m	6
Antique Brass	2.715m	6
Antique Bronze	2.715m	6

FELINE T25
Brass



FELINE T25

Finishes Available	Stock Length	Length/Tube
Polished Brass	2.715m	6
Satin Brass	2.715m	6
Antique Brass	2.715m	6
Antique Bronze	2.715m	6
Chrome	2.715m	6
Satin Chrome	2.715m	6

C.A.T. recommend Stycco Flex adhesive. Available to order see page 349.

Feline T25 flooring profile can be used with uPVC base, if preferred:

T BASE 12 uPVC - adhesive fixing



T BASE 15 uPVC - adhesive fixing



T BASE 12


Colour	Stock Length	Length/Tube
Black	2.715m	6

T BASE 15

Colour	Stock Length	Length/Tube
Black	2.715m	6



Finishes



Polished
Brass

Satin
Brass

Antique
Brass

Antique
Bronze

Chrome

Satin
Chrome



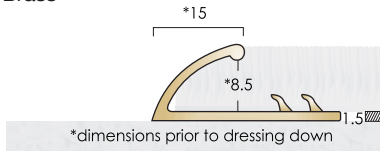
Samples Available

Fixings not supplied



Solid Brass Single Nap Lock Flooring Profiles

BNF Brass



Flat base
for carpet to resilient floorings

BNF

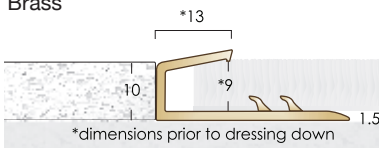
Finishes Available	Stock Length	Length/Tube
Polished Brass	0.900m	6
	2.715m	6
Satin Brass	0.900m	6
	2.715m	6
Antique Brass	0.900m	6
	2.715m	6
Antique Bronze	0.900m	6
	2.715m	6
Chrome	0.900m	6
	2.715m	6
Satin Chrome	0.900m	6
	2.715m	6



Solid Brass Single Square Edge Flooring Profiles

FELINE EDGE

Brass




For carpet to stone and
ceramic floorings

FELINE EDGE

Finishes Available	Stock Length	Length/Tube
Polished Brass	0.900m	6
	2.715m	6
Satin Brass	0.900m	6
	2.715m	6
Antique Brass	0.900m	6
	2.715m	6
Antique Bronze	0.900m	6
	2.715m	6
Chrome	0.900m	6
	2.715m	6
Satin Chrome	0.900m	6
	2.715m	6

Finishes



Polished
Brass


Satin
Brass

Antique
Brass

Antique
Bronze

Chrome

Satin
Chrome



Samples Available
Fixings not supplied



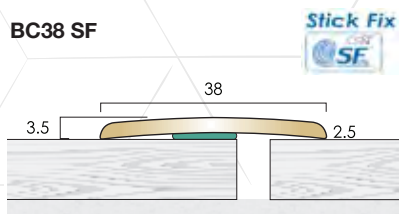
Solid Brass Cover Plates

Supplied undrilled with Stick Fix™ tape pre-applied

- Mechanical fixing free - no screws installation
- No risk to underfloor cables and pipes
- Rapid install time



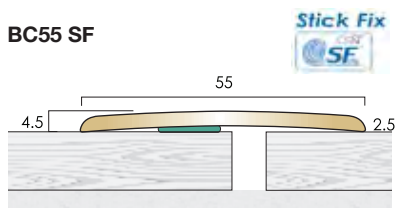
BC38 SF



BC38 SF

Finishes Available	Gauge	Stock Length	Length/Tube
Polished Brass	2.5mm	0.900m	6
	2.5mm	2.715m	6
Satin Brass	2.5mm	0.900m	6
	2.5mm	2.715m	6
Antique Brass	2.5mm	0.900m	6
	2.5mm	2.715m	6
Antique Bronze	2.5mm	0.900m	6
	2.5mm	2.715m	6
Chrome	2.5mm	0.900m	6
Satin Chrome	2.5mm	0.900m	6

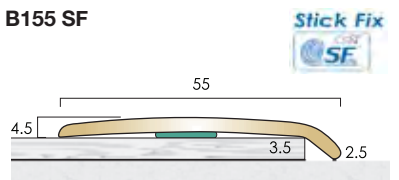
BC55 SF



BC55 SF

Finishes Available	Gauge	Stock Length	Length/Tube
Polished Brass	2.5mm	2.715m	6
Satin Brass	2.5mm	2.715m	6
Antique Brass	2.5mm	2.715m	6
Antique Bronze	2.5mm	2.715m	6

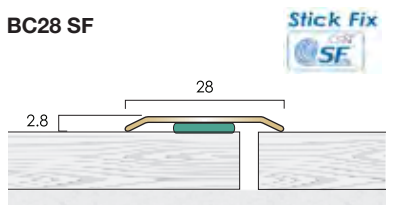
B155 SF



B155 SF

Finishes Available	Gauge	Stock Length	Length/Tube
Polished Brass	TSO 2.5mm	2.715m	6
Satin Brass	TSO 2.5mm	2.715m	6
Antique Brass	TSO 2.5mm	2.715m	6
Antique Bronze	TSO 2.5mm	2.715m	6


BC28 SF



BC28 SF

Finishes Available	Gauge	Stock Length	Length/Tube
Polished Brass	1.2mm	0.900m	6
	1.2mm	2.715m	6
Satin Brass	1.2mm	0.900m	6
	1.2mm	2.715m	6
Antique Brass	TSO 1.2mm	0.900m	6
	1.2mm	2.715m	6
Antique Bronze	TSO 1.2mm	0.900m	6
	1.2mm	2.715m	6
Chrome	1.2mm	0.900m	6
Satin Chrome	1.2mm	0.900m	6

Finishes



To Special Order



Samples Available

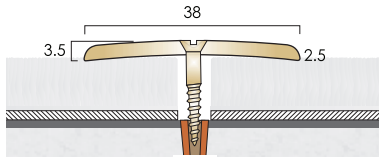
Fixings not supplied



Solid Brass Cover Plates

Brass cover plates are supplied centre drilled for mechanical fixings. Available undrilled and off-centre drilled to special order **TSO**.

BC38

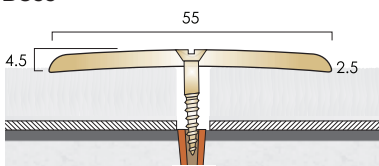


supplied centre drilled

BC38

Finishes Available	Stock Length	Screw Size	Length/Tube
Polished Brass	0.900m	6	6
	2.715m	6	6
Satin Brass	0.900m	6	6
	2.715m	6	6
Antique Brass	0.900m	6	6
	2.715m	6	6
Antique Bronze	0.900m	6	6
	2.715m	6	6
Chrome	0.900m	6	6
	2.715m	6	6
Satin Chrome	0.900m	6	6
	2.715m	6	6

BC55

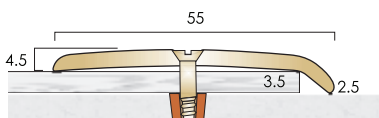


supplied centre drilled

BC55

Finishes Available	Stock Length	Screw Size	Length/Tube
Polished Brass	2.715m	8	6
Satin Brass	2.715m	8	6
Antique Brass	2.715m	8	6
Antique Bronze	2.715m	8	6

B155




supplied centre drilled

B155

Finishes Available	Stock Length	Screw Size	Length/Tube
Polished Brass TSO	2.715m	8	6
Satin Brass TSO	2.715m	8	6
Antique Brass TSO	2.715m	8	6
Antique Bronze TSO	2.715m	8	6

B155 is a variation of BC55 cover plate produced with a 3.5mm underside fold. It can accommodate minor height differences when installed on hard floorings. It is particularly useful when joining hard floorings such as stone or timber to carpet where the carpet has some compression allowance to be made.

Finishes



Polished Brass

Satin Brass

Antique Brass


Antique Bronze

Chrome

Satin Chrome



To Special Order



Samples Available

Fixings not supplied

look for the Stick Fix™ logo



Solid Brass Ramp Flooring Profiles

Supplied with Stick Fix™ tape pre-applied.

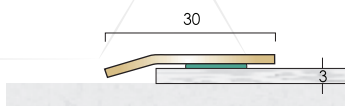
Brass finishing trims where floors adjoin at different levels. Typical examples: stone and timber floors.

Polished and Satin brass standard supply.

Antique finishes to special order **TSO**.



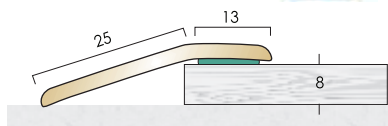
BLE/2 SF



BLE/2 SF

Finishes Available	Stock Length	Length/Tube
Polished Brass	2.000m	6
Satin Brass	2.000m	6
Antique Brass TSO	2.000m	6
Antique Bronze TSO	2.000m	6

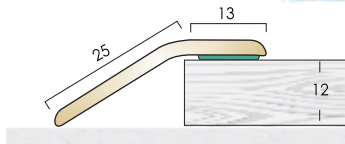
BR8 SF



BR8 SF

Finishes Available	Stock Length	Length/Tube
Polished Brass	2.715m	6
Satin Brass	2.715m	6
Antique Brass TSO	2.715m	6
Antique Bronze TSO	2.715m	6

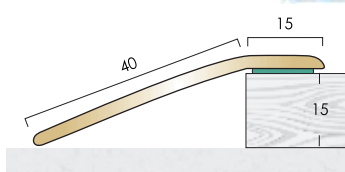
BR12 SF



BR12 SF

Finishes Available	Stock Length	Length/Tube
Polished Brass	2.715m	6
Satin Brass	2.715m	6
Antique Brass TSO	2.715m	6
Antique Bronze TSO	2.715m	6


BR15 SF



BR15 SF

Finishes Available	Stock Length	Length/Tube
Polished Brass	2.715m	6
Satin Brass	2.715m	6
Antique Brass TSO	2.715m	6
Antique Bronze TSO	2.715m	6

Finishes

Polished
BrassSatin
BrassAntique
BrassAntique
Bronze

For drilled ramps, please see page 69.



To Special Order



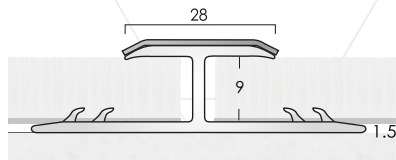
Samples Available

Stainless Steel Flooring Profiles



**FAB TWIN TOP/TWIN LEG**

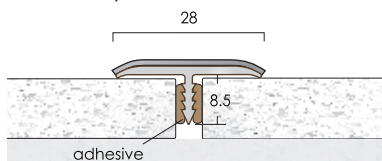
Aluminium profile with Stainless Steel top



Twin base profile for carpet to carpet installations

**FAB T28**

Aluminium profile with Stainless Steel top



To protect the edge of stone and ceramic floorings



FAB T28 flooring profile can be used with uPVC base, if preferred:

T BASE 12 uPVC - adhesive fixing**T BASE 15** uPVC - adhesive fixing

Finishes



Bright Stainless Steel



Brushed Stainless Steel

Fab™ Twin Top Flooring Profiles


Aluminium profiles with Stainless Steel tops.

FAB TWIN TOP/TWIN LEG

Finishes Available	Stock Length	Length/Tube
FABS22 - Bright Stainless Steel	1.000m	6
	2.000m	6
	2.500m	6
FABS23 - Brushed Stainless Steel	1.000m	6
	2.000m	6
	2.500m	6

Fab™ T Flooring Profile**FAB T28** - joining profile for stone, timber and ceramic floors.

Finishes Available	Stock Length	Length/Tube
FABT28S2 - Bright Stainless Steel	2.000m	6
FABT28S3 - Brushed Stainless Steel	2.000m	6

**T BASE 12**

Colour	Stock Length	Length/Tube
Black	2.715m	6

T BASE 15

Colour	Stock Length	Length/Tube
Black	2.715m	6



To Special Order



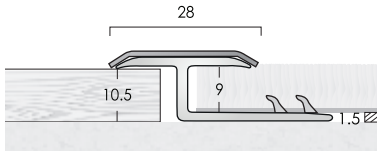
Samples Available

Fixings not supplied



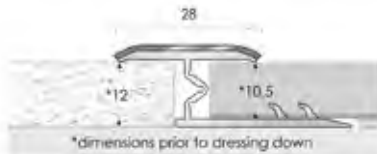
FAB TWIN TOP/SINGLE LEG

Aluminium profile with stainless steel top



FAB A/12ZS

Aluminium profile with stainless steel top

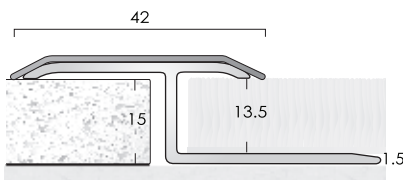


Collapsible center leg to accommodate minor differences in floor levels.



FAB WIDE TWIN TOP/SINGLE LEG

Aluminium profile with stainless steel top



Finishes



Bright Stainless Steel



Brushed Stainless Steel

Fab™ Twin Top - Single Leg Flooring Profiles

Aluminium profiles with Stainless Steel tops.

Joining profiles for carpet to stone, timber and ceramic floors.

FAB TWIN TOP/SINGLE LEG

Finishes Available	Stock Length	Length/Tube
FABS12 - Bright Stainless Steel	1.000m	6
	2.000m	6
	2.500m	6
FABS13 - Brushed Stainless Steel	1.000m	6
	2.000m	6
	2.500m	6

FAB A/12ZS

Finishes Available	Stock Length	Length/Tube
FABA/12ZS12 - Bright Stainless Steel	1.000m	6
	2.000m	6
	2.500m	6
FABA/12ZS13 - Brushed Stainless Steel	1.000m	6
	2.000m	6
	2.500m	6

TSO


Fab™ Extra Wide Top For Timber Expansion

FAB WIDE TWIN TOP/SINGLE LEG

Finishes Available	Stock Length	Length/Tube
FABS32 - Bright Stainless Steel	2.000m	6
FABS33 - Brushed Stainless Steel	2.000m	6



To Special Order



Samples Available

Fixings not supplied

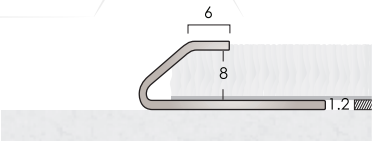


Single Nap Lock and Square Edge Flooring Profiles

For carpet to resilient floorings.

Single nap lock flooring profiles are designed to trap and protect the nap edge of the carpet when installed with resilient floorings.

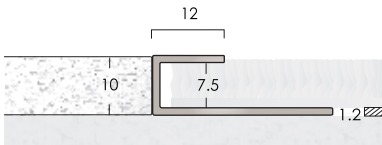
SSNF
Formed stainless steel



SSNF

Finishes Available	Stock Length	Length/Tube
Bright Stainless Steel	2.000m	6
Brushed Stainless Steel	2.000m	6

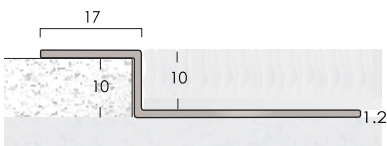
SSE
Formed stainless steel



SSE

Finishes Available	Stock Length	Length/Tube
Bright Stainless Steel	2.000m	6
Brushed Stainless Steel	2.000m	6


SS10
Formed stainless steel



SS10


Finishes Available	Stock Length	Length/Tube
Bright Stainless Steel	2.000m	6
Brushed Stainless Steel	2.000m	6

Finishes



Bright
Stainless Steel

Brushed
Stainless Steel



Samples Available

Fixings not supplied



look for the Stick Fix™ logo

Stainless Steel Cover Plates

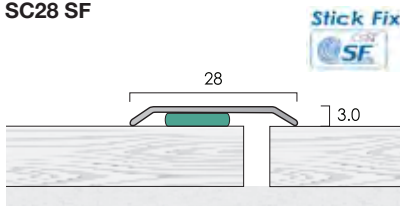


Supplied undrilled with Stick Fix™ tape pre-applied.

- Mechanical fixing free - no screws installation.
- No risk to underfloor cables and pipes.
- Rapid install time.

Grade: 304L Stainless Steel.

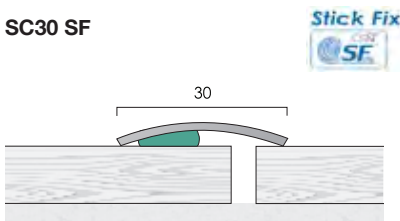
SC28 SF



SC28 SF

Finishes Available	Gauge	Stock Length	Length/Tube
Bright Stainless Steel	0.9mm	2.000m	6
Brushed Stainless Steel	0.9mm	2.000m	6

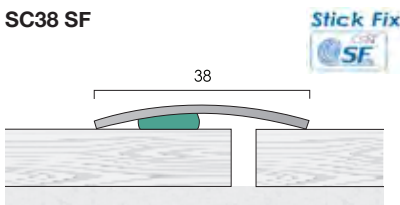
SC30 SF



SC30 SF

Finishes Available	Gauge	Stock Length	Length/Tube
Bright Stainless Steel	2mm	2.000m	6
Brushed Stainless Steel	2mm	2.000m	6

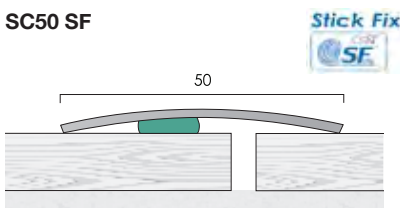
SC38 SF



SC38 SF

Finishes Available	Gauge	Stock Length	Length/Tube
Bright Stainless Steel	2mm	2.000m	6
Brushed Stainless Steel	2mm	2.000m	6

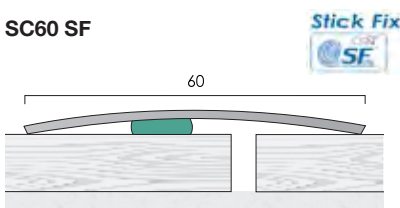
SC50 SF



SC50 SF

Finishes Available	Gauge	Stock Length	Length/Tube
Bright Stainless Steel	2mm	2.000m	6
Brushed Stainless Steel	2mm	2.000m	6

SC60 SF



SC60 SF

Finishes Available	Gauge	Stock Length	Length/Tube
Bright Stainless Steel	2mm	2.000m	6
Brushed Stainless Steel	2mm	2.000m	6

Finishes




Bright
Stainless Steel

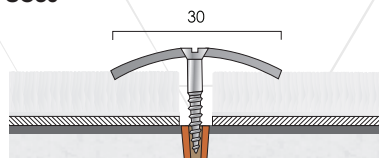


Brushed
Stainless Steel

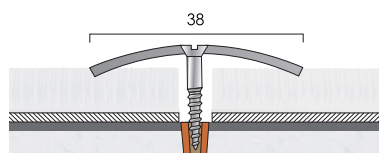
Profiles also available drilled. Please see page 42.



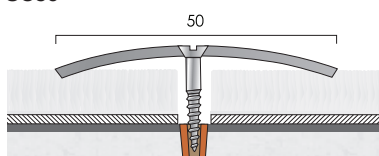
Samples Available

**SC30**

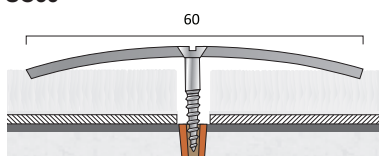
supplied centre drilled

SC38

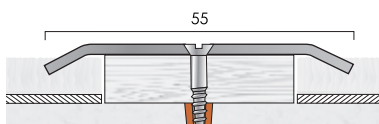
supplied centre drilled

SC50

supplied centre drilled

SC60

supplied centre drilled

SC55

supplied centre drilled

Finishes

Bright
Stainless SteelBrushed
Stainless Steel

Stainless Steel Cover Plates

Range of stainless steel cover plate profiles in 2.0mm gauge for residential and commercial installations.
Grade: 304L Stainless Steel.

SC30

Finishes Available	Gauge	Stock Length	Screw Size	Length/Tube
Bright Stainless Steel	2mm	2.000m	8	6
Brushed Stainless Steel	2mm	2.000m	8	6

SC38

Finishes Available	Gauge	Stock Length	Screw Size	Length/Tube
Bright Stainless Steel	2mm	2.000m	8	6
Brushed Stainless Steel	2mm	2.000m	8	6

SC50

Finishes Available	Gauge	Stock Length	Screw Size	Length/Tube
Bright Stainless Steel	2mm	2.000m	8	6
Brushed Stainless Steel	2mm	2.000m	8	6

SC60

Finishes Available	Gauge	Stock Length	Screw Size	Length/Tube
Bright Stainless Steel	2mm	2.000m	8	6
Brushed Stainless Steel	2mm	2.000m	8	6

SC55

Finishes Available	Gauge	Stock Length	Screw Size	Length/Tube
Bright Stainless Steel	2mm	2.000m	8	6
Brushed Stainless Steel	2mm	2.000m	8	6


**TSO**

To Special Order



Samples Available

Fixings not supplied



look for the Stick Fix™ logo



Stainless Steel Ramp Flooring Profiles

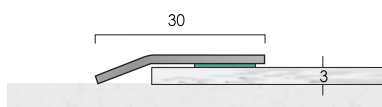


Supplied undrilled with Stick Fix™ tape pre-applied.

- Mechanical fixing free - no screws installation.
- No risk to underfloor cables and pipes.
- Rapid install time.

Grade: 304L Stainless Steel.

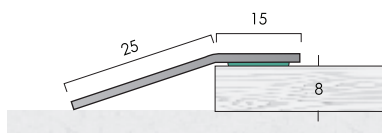
SLE SF



SLE SF

Finishes Available	Gauge	Stock Length	Length/Tube
Bright Stainless Steel	1.5mm	2.000m	6
Brushed Stainless Steel	1.5mm	2.000m	6

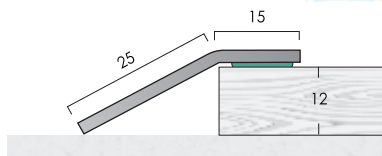
SR8 SF



SR8 SF

Finishes Available	Gauge	Stock Length	Length/Tube
Bright Stainless Steel	1.5mm	2.000m	6
Brushed Stainless Steel	1.5mm	2.000m	6

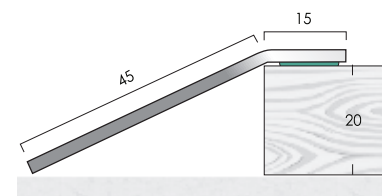
SR12 SF



SR12 SF

Finishes Available	Gauge	Stock Length	Length/Tube
Bright Stainless Steel	2mm	2.000m	6
Brushed Stainless Steel	2mm	2.000m	6

SR20 SF



SR20 SF

Finishes Available	Gauge	Stock Length	Length/Tube
Bright Stainless Steel	2mm	2.000m	6
Brushed Stainless Steel	2mm	2.000m	6

Finishes



Bright
Stainless Steel



Brushed
Stainless Steel

Profiles shown are also available
drilled for mechanical fixing:



Screw size 6 for 1.5mm gauge
screw size 8 for 2.0mm gauge



To Special Order



Samples Available



Threshold Cover Plates

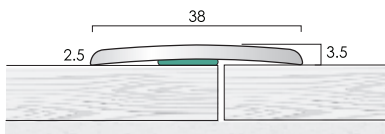
Aluminium, Brass
& Stainless Steel



DESIGNER

HOME COLLECTION

AC38 DHC SF



Aluminium Cover Plates

Supplied undrilled with Stick Fix™ tape pre-applied.

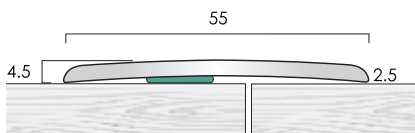
- Mechanical fixing free - no screws installation.
- No risk to underfloor cables and pipes.
- Rapid install time.



AC38 DHC SF DESIGNER FINISHES FOR DESIGNER FLOORS

Finishes Available	Stock Length	Length/Tube
Brushed Stainless	0.900m	6
	2.715m	6
Bright	0.900m	6
	2.715m	6
Bronze	0.900m	6
	2.715m	6
Light Bronze	0.900m	6
	2.715m	6
Pewter	0.900m	6
	2.715m	6
Onyx Black	0.900m	6
	2.715m	6
Designer Satin	0.900m	6
	2.715m	6

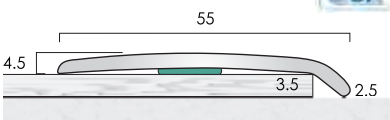
AC55 SF



AC55 SF

Finishes Available	Stock Length	Length/Tube
Designer Satin	2.715m	6
Bright	2.715m	6


A155 SF



A155 SF

Finishes Available	Stock Length	Length/Tube
Designer Satin	2.715m	6
Bright	2.715m	6

AC38 DHC SF Designer Finishes



Brushed
Stainless

Bright

Bronze


Light
Bronze

Pewter

Onyx
Black


Designer
Satin

AC55 SF & A155 SF Finishes



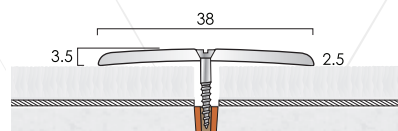
Bright

Designer
Satin

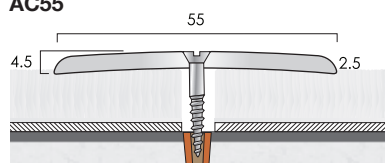


Samples Available
Fixings not supplied

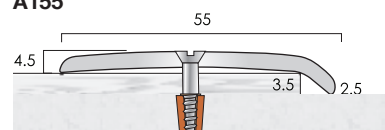
Designer Home Collection finishes are anodised finishes and shades can vary from batch to batch.

**AC38 DHC**


supplied centre drilled

AC55

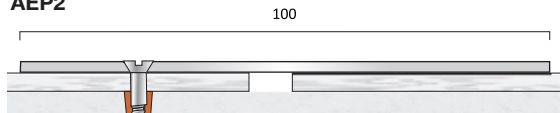
supplied centre drilled

A155


supplied centre drilled

AEP1

supplied off-centre drilled

AEP2

supplied off-centre drilled

**DHC Designer Finishes**

Bright Bronze Light Bronze Pewter Onyx Black Designer Satin Mill Aluminium

Designer Home Collection finishes are anodised finishes and shades can vary from batch to batch.

Standard Finish

Mill Aluminium

Aluminium Cover Plates

General purpose aluminium cover plates for various applications. Supplied drilled for mechanical fixings. Where not shown as standard supply, off-centre drilled, undrilled and centre drilled available to special order **TSO**.

AC38 DHC DESIGNER FINISHES FOR DESIGNER FLOORS

Finishes Available	Maximum Length	Screw Size	Length/Tube
Bright	0.900m	6	6
	2.715m	6	6
Bronze	0.900m	6	6
	2.715m	6	6
Light Bronze	0.900m	6	6
	2.715m	6	6
Pewter	0.900m	6	6
	2.715m	6	6
Onyx Black	0.900m	6	6
	2.715m	6	6
Designer Satin	0.900m	6	6
	2.715m	6	6
Brushed Stainless	0.900m	6	6
	2.715m	6	6

AC55

Finishes Available	Stock Length	Screw Size	Length/Tube
Designer Satin	2.715m	8	6
Bright	2.715m	8	6

A155

Finishes Available	Stock Length	Screw Size	Length/Tube
Designer Satin	2.715m	8	6
Bright	2.715m	8	6

AEP1

Finish Available	Gauge	Stock Length	Screw Size	Length/Tube
Mill Aluminium	2mm	2.000m	8	6

AEP2

Finish Available	Gauge	Stock Length	Screw Size	Length/Tube
Mill Aluminium	2mm	2.000m	8	6



To Special Order



Samples Available

Fixings not supplied



look for the Stick Fix™ logo



Aluminium Wide Cover Plates

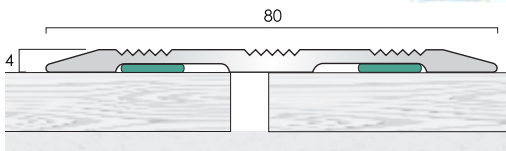


Supplied undrilled with Stick Fix™ tape pre-applied.

- Mechanical fixing free - no screws installation.
- No risk to underfloor cables and pipes.
- Rapid install time.



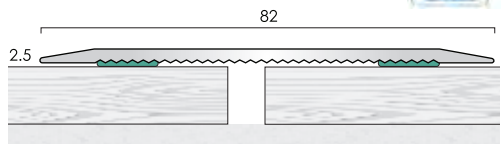
AC80 SF



AC80 SF

Finish Available	Stock Length	Length/Tube
Matt Silver	2.715m	6

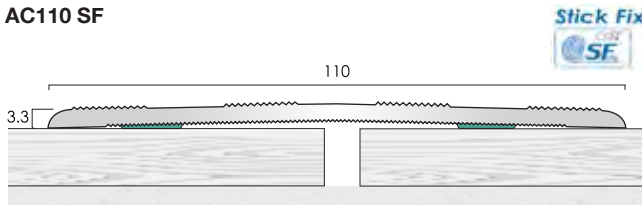
AC82 SF



AC82 SF

Finish Available	Stock Length	Length/Tube
Mill Aluminium	2.715m	6

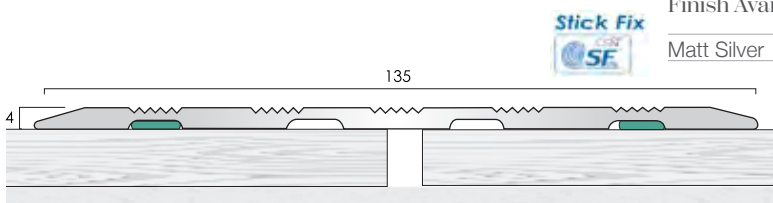
AC110 SF



AC110 SF

Finish Available	Stock Length	Length/Tube
Mill Aluminium	2.715m	6

AC135 SF



AC135 SF

Finish Available	Stock Length	Length/Tube
Matt Silver	2.715m	6


Finishes



Mill Aluminium



Matt Silver



Samples Available

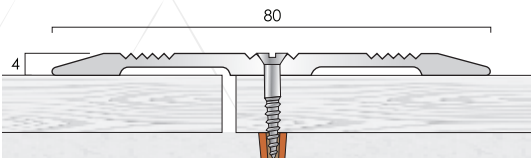


Aluminium Wide Cover Plates

For commercial and public areas.

- Available in different styles and widths.
- Supplied centre drilled for mechanical fixings.
- Available off-centre drilled and undrilled to special order **TSO**.

AC80

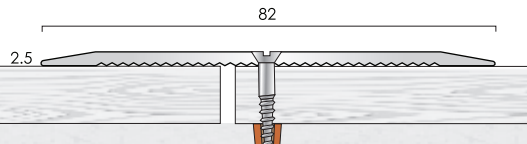


supplied centre drilled

AC80

Finish Available	Stock Length	Screw Size	Length/Tube
Matt Silver	2.715m	8	6

AC82

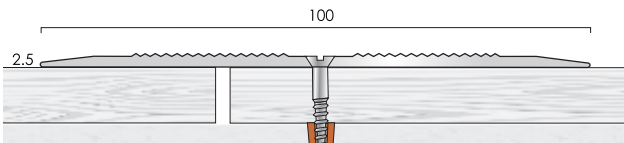


supplied centre drilled

AC82

Finish Available	Stock Length	Screw Size	Length/Tube
Mill Aluminium	2.715m	8	6

AC100

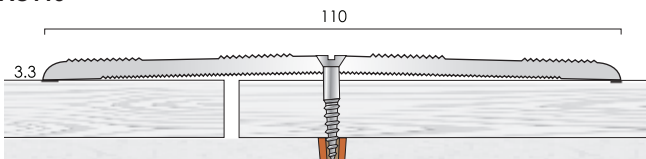


supplied centre drilled

AC100

Finish Available	Stock Length	Screw Size	Length/Tube
Matt Silver	2.715m	8	6

AC110

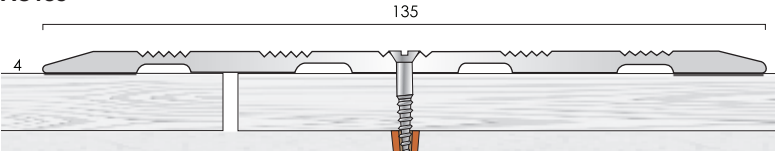


supplied centre drilled

AC110

Finish Available	Stock Length	Screw Size	Length/Tube
Mill Aluminium	2.715m	8	6

AC135

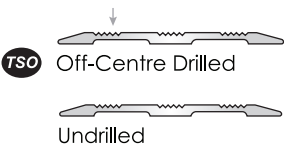



supplied centre drilled

AC135

Finish Available	Stock Length	Screw Size	Length/Tube
Matt Silver	2.715m	8	6

Finishes



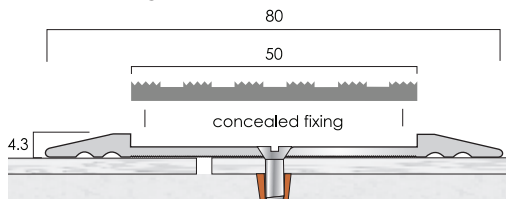


Aluminium Transition Plates

T80i and T78i plates are supplied pre-taped for retro fit PVC infills or ATI 49.5 Aluminium Tread Inserts, to conceal screw fixings and compliment floor coverings in commercial environments.

T80i

Surface fix wide transition plate for various floorings



T80i PVC Castellated

Supplied with a castellated PVC infill. Colours as shown below.

Finishes Available	Stock Length	Screw Size	Length/Tube
Matt Silver	2.715m	8	6

T80i / ATI 49.5

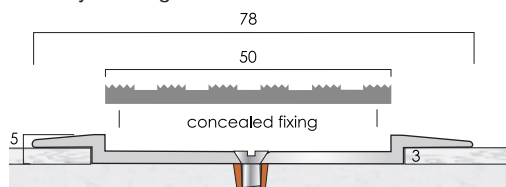
Supplied with aluminium insert plate.

Finishes Available	Stock Length	Screw Size	Length/Tube
Matt Silver	2.715m	8	6
Black Anodised*	2.715m	8	6

*ATI49.5 only

T78i

Wide transition plate for installation with vinyl floorings



T78i PVC Castellated

Supplied with a castellated PVC infill. Colours as shown below.

Finishes Available	Stock Length	Screw Size	Length/Tube
Matt Silver	2.715m	8	6

T78i / ATI 49.5

Supplied with aluminium insert plate.

Finishes Available	Stock Length	Screw Size	Length/Tube
Matt Silver	2.715m	8	6
Black Anodised*	2.715m	8	6

*ATI49.5 only

PVC Castellated infill colours available:



Black
LRV 4.25

Polar Grey
LRV 42.53

Light Grey
LRV 12.33

Granite
LRV 7.02

Other colours available to special order.

Colours shown for guidance only. Please request sample for accurate referencing.


Castellated PVC - SRV:

Dry *PTV = 85

Wet *PTV = 76

**Pendulum Test Value*

Finishes




Matt Silver



Black Anodised
ATI 49.5 Insert Only



To Special Order



Samples Available

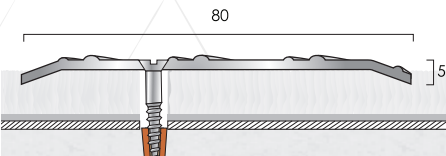
Fixings not supplied



Aluminium Chequer Plate Wide Cover Plates

Heavy duty cover plates produced from aluminium chequer plate. Standard widths 80mm and 100mm. Other sizes available to special order **TSO**. The use of a packer (P) is advised.

ACHP80

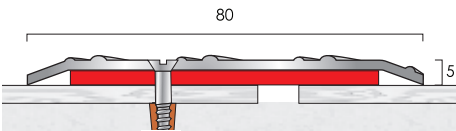


supplied off-centre drilled

ACHP80

Finish Available		Gauge	Stock Length	Length/Tube
Mill Chequer Plate	TSO	2mm	2.000m	3

ACHP80P with packer

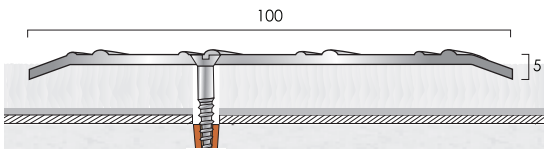


supplied off-centre drilled

ACHP80P

Finish Available		Gauge	Stock Length	Length/Tube
Mill Chequer Plate	TSO	2mm	2.000m	3

ACHP100

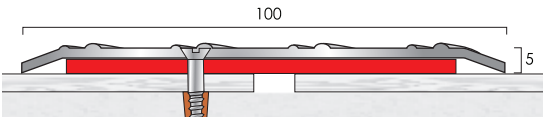


supplied off-centre drilled

ACHP100

Finish Available		Gauge	Stock Length	Length/Tube
Mill Chequer Plate	TSO	2mm	2.000m	3

ACHP100P with packer



supplied off-centre drilled

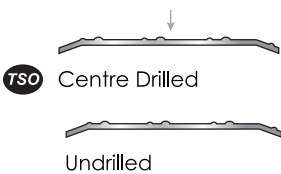
ACHP100P

Finish Available		Gauge	Stock Length	Length/Tube
Mill Chequer Plate	TSO	2mm	2.000m	3

Finish



Mill Chequer Plate

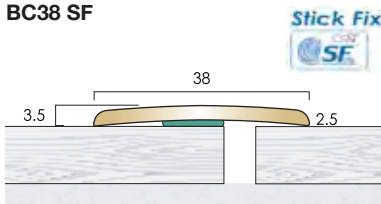




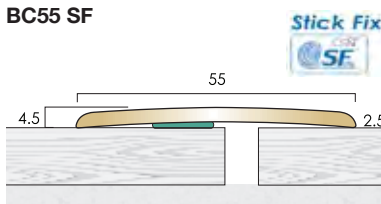
Solid Brass Cover Plates

Supplied undrilled with Stick Fix™ tape pre-applied.

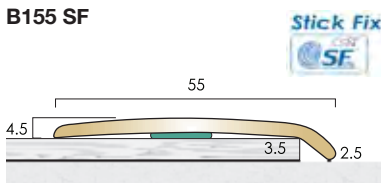
- Mechanical fixing free - no screws installation.
- No risk to underfloor cables and pipes.
- Rapid install time.

**BC38 SF****BC38 SF**

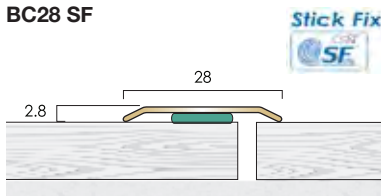
Finishes Available	Gauge	Stock Length	Length/Tube
Polished Brass	2.5mm	0.900m	6
	2.5mm	2.715m	6
Satin Brass	2.5mm	0.900m	6
	2.5mm	2.715m	6
Antique Brass	2.5mm	0.900m	6
	2.5mm	2.715m	6
Antique Bronze	2.5mm	0.900m	6
	2.5mm	2.715m	6
Chrome	2.5mm	0.900m	6
Satin Chrome	2.5mm	0.900m	6

BC55 SF**BC55 SF**

Finishes Available	Gauge	Stock Length	Length/Tube
Polished Brass	2.5mm	2.715m	6
Satin Brass	2.5mm	2.715m	6
Antique Brass	2.5mm	2.715m	6
Antique Bronze	2.5mm	2.715m	6


B155 SF**B155 SF**

Finishes Available	Gauge	Stock Length	Length/Tube
Polished Brass	2.5mm	2.715m	6
Satin Brass	2.5mm	2.715m	6
Antique Brass	TSO 2.5mm	2.715m	6
Antique Bronze	TSO 2.5mm	2.715m	6

BC28 SF**BC28 SF**

Finishes Available	Gauge	Stock Length	Length/Tube
Polished Brass	1.2mm	0.900m	6
	1.2mm	2.715m	6
Satin Brass	1.2mm	0.900m	6
	1.2mm	2.715m	6
Antique Brass	TSO 1.2mm	0.900m	6
	TSO 1.2mm	2.715m	6
Antique Bronze	TSO 1.2mm	0.900m	6
	TSO 1.2mm	2.715m	6
Chrome	1.2mm	0.900m	6
Satin Chrome	1.2mm	0.900m	6

Finishes



Polished Brass

Satin Brass

Antique Brass


Antique Bronze

Chrome

Satin Chrome



To Special Order

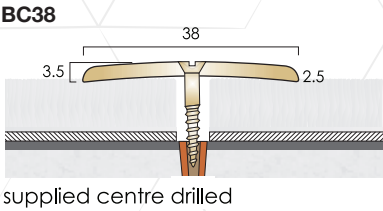


Samples Available

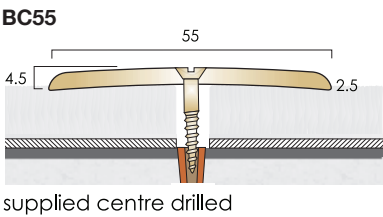


Solid Brass Cover Plates

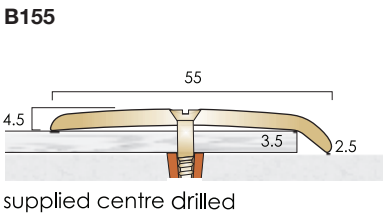
Brass cover plates are supplied centre drilled for mechanical fixings. Available undrilled and off-centre drilled to special order **TSO**.



BC38	Finishes Available	Stock Length	Screw Size	Length/Tube
	Polished Brass	0.900m	6	6
		2.715m	6	6
	Satin Brass	0.900m	6	6
		2.715m	6	6
	Antique Brass	0.900m	6	6
		2.715m	6	6
	Antique Bronze	0.900m	6	6
		2.715m	6	6
	Chrome	0.900m	6	6
		2.715m	6	6
	Satin Chrome	0.900m	6	6
		2.715m	6	6




BC55	Finishes Available	Stock Length	Screw Size	Length/Tube
	Polished Brass	2.715m	8	6
		2.715m	8	6
	Satin Brass	2.715m	8	6
		2.715m	8	6
	Antique Brass	2.715m	8	6
		2.715m	8	6
	Antique Bronze	2.715m	8	6
		2.715m	8	6



B155	Finishes Available	Stock Length	Screw Size	Length/Tube
	Polished Brass	2.715m	8	6
		2.715m	8	6
	Satin Brass	2.715m	8	6
		2.715m	8	6
	Antique Brass	2.715m	8	6
		2.715m	8	6
	Antique Bronze	2.715m	8	6
		2.715m	8	6

B155 is a variation of BC55 cover plate produced with a 3.5mm underside fold. It can accommodate minor height differences when installed on hard floorings. It is particularly useful when joining hard floorings such as stone or timber to carpet where the carpet has some compression allowance to be made.

Finishes

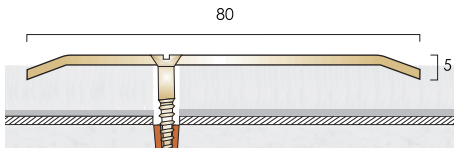




Solid Brass Wide Cover Plates - Made To Order ^{TSO}

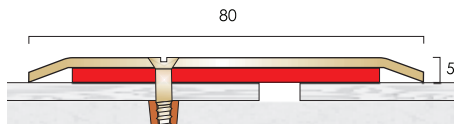
Large sections for universal applications in commercial and public areas. The use of a packer (P) is advised where moderate to heavy footfall is anticipated for profile support. Other sizes available.

BC80



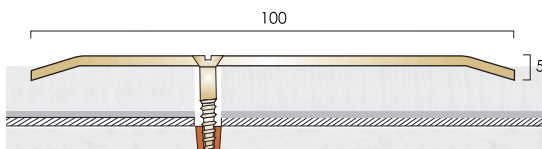
supplied off-centre drilled

BC80P with packer



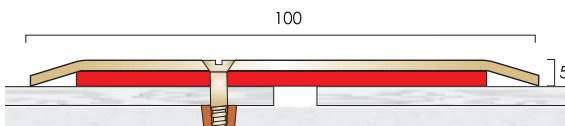
supplied off-centre drilled

BC100




supplied off-centre drilled

BC100P with packer



supplied off-centre drilled

Finishes



Polished
Brass

Satin
Brass

Antique
Brass


Antique
Bronze



Available Undrilled



To Special Order



Samples Available

Fixings not supplied

BC80

Finishes Available	Gauge	Stock Length	Screw Size	Length/Tube
Polished Brass	2mm	2.000m	8	6
Satin Brass	2mm	2.000m	8	6
Antique Brass	2mm	2.000m	8	6
Antique Bronze	2mm	2.000m	8	6

BC80P

Finishes Available	Gauge	Stock Length	Screw Size	Length/Tube
Polished Brass	2mm	2.000m	8	6
Satin Brass	2mm	2.000m	8	6
Antique Brass	2mm	2.000m	8	6
Antique Bronze	2mm	2.000m	8	6

BC100

Finishes Available	Gauge	Stock Length	Screw Size	Length/Tube
Polished Brass	2mm	2.000m	8	6
Satin Brass	2mm	2.000m	8	6
Antique Brass	2mm	2.000m	8	6
Antique Bronze	2mm	2.000m	8	6

BC100P

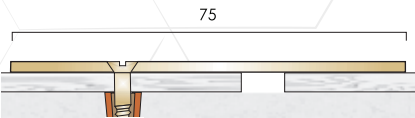
Finishes Available	Gauge	Stock Length	Screw Size	Length/Tube
Polished Brass	2mm	2.000m	8	6
Satin Brass	2mm	2.000m	8	6
Antique Brass	2mm	2.000m	8	6
Antique Bronze	2mm	2.000m	8	6



Solid Brass Flat Plates

Flat plates can be used to identify the transition between two floorings and as an expansion plate offset fixed to one side of the flooring to allow movement. Other sizes available **TSO** .

BEP1

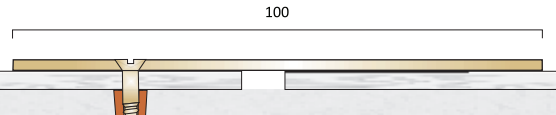


supplied off-centre drilled
Available undrilled for adhesive fixing

BEP1

Finishes Available	Gauge	Stock Length	Screw Size	Length/Tube
Polished Brass	2mm	2.000m	8	6
Satin Brass	2mm	2.000m	8	6
Antique Brass TSO	2mm	2.000m	8	6
Antique Bronze TSO	2mm	2.000m	8	6

BEP2



supplied off-centre drilled
Available undrilled for adhesive fixing


BEP2

Finishes Available	Gauge	Stock Length	Screw Size	Length/Tube
Polished Brass	2mm	2.000m	8	6
Satin Brass	2mm	2.000m	8	6
Antique Brass TSO	2mm	2.000m	8	6
Antique Bronze TSO	2mm	2.000m	8	6



BEP2, Antique brass finish

Finishes



Polished Brass Satin Brass Antique Brass Antique Bronze



To Special Order



Samples Available

Fixings not supplied



look for the Stick Fix™ logo



Stainless Steel Cover Plates



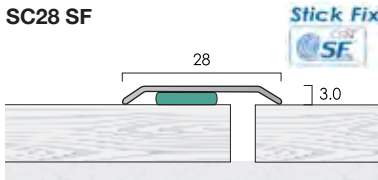
Supplied undrilled with Stick Fix™ tape pre-applied.

- Mechanical fixing free - no screws installation.
- No risk to underfloor cables and pipes.
- Rapid install time.

Grade: 304L Stainless Steel.



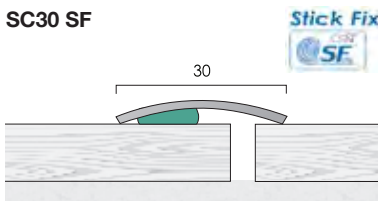
SC28 SF



SC28 SF

Finishes Available	Gauge	Stock Length	Length/Tube
Bright Stainless Steel	0.9mm	2.000m	6
Brushed Stainless Steel	0.9mm	2.000m	6

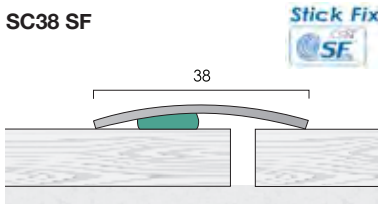
SC30 SF



SC30 SF

Finishes Available	Gauge	Stock Length	Length/Tube
Bright Stainless Steel	2mm	2.000m	6
Brushed Stainless Steel	2mm	2.000m	6

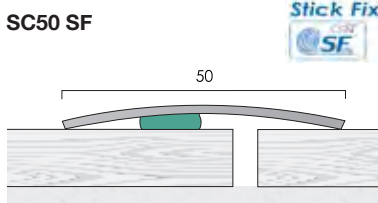
SC38 SF



SC38 SF

Finishes Available	Gauge	Stock Length	Length/Tube
Bright Stainless Steel	2mm	2.000m	6
Brushed Stainless Steel	2mm	2.000m	6

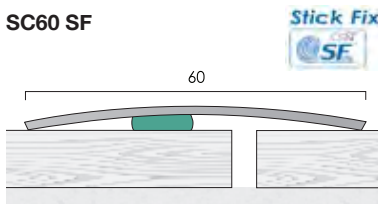
SC50 SF



SC50 SF

Finishes Available	Gauge	Stock Length	Length/Tube
Bright Stainless Steel	2mm	2.000m	6
Brushed Stainless Steel	2mm	2.000m	6


SC60 SF



SC60 SF


Finishes Available	Gauge	Stock Length	Length/Tube
Bright Stainless Steel	2mm	2.000m	6
Brushed Stainless Steel	2mm	2.000m	6

Finishes



Bright
Stainless Steel Brushed
Stainless Steel

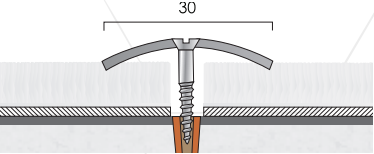
Profiles also available drilled. Please see page 56.



Samples Available

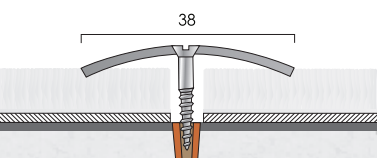


SC30



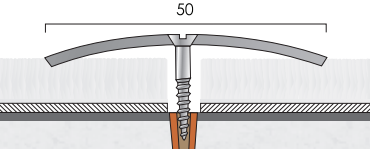
supplied centre drilled

SC38



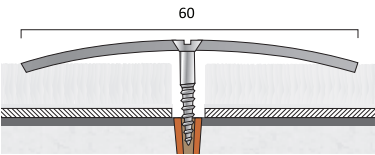
supplied centre drilled

SC50



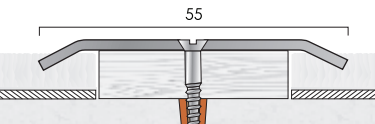
supplied centre drilled

SC60



supplied centre drilled

SC55



supplied centre drilled

Finishes



Bright Stainless Steel Brushed Stainless Steel

Stainless Steel Cover Plates

Range of stainless steel cover plate profiles in 2.0mm gauge for residential and commercial installations. Grade: 304L Stainless Steel.

SC30

Finishes Available	Gauge	Stock Length	Screw Size	Length/Tube
Bright Stainless Steel	2mm	2.000m	8	6
Brushed Stainless Steel	2mm	2.000m	8	6

SC38

Finishes Available	Gauge	Stock Length	Screw Size	Length/Tube
Bright Stainless Steel	2mm	2.000m	8	6
Brushed Stainless Steel	2mm	2.000m	8	6

SC50

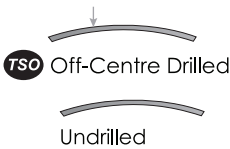
Finishes Available	Gauge	Stock Length	Screw Size	Length/Tube
Bright Stainless Steel	2mm	2.000m	8	6
Brushed Stainless Steel	2mm	2.000m	8	6

SC60

Finishes Available	Gauge	Stock Length	Screw Size	Length/Tube
Bright Stainless Steel	2mm	2.000m	8	6
Brushed Stainless Steel	2mm	2.000m	8	6

SC55

Finishes Available	Gauge	Stock Length	Screw Size	Length/Tube
Bright Stainless Steel	2mm	2.000m	8	6
Brushed Stainless Steel	2mm	2.000m	8	6





Stainless Steel Wide Cover Plates - Made To Order

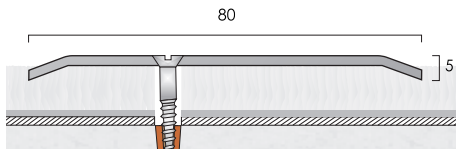
For Commercial and Public Areas.

Other sizes available.

The use of packer (P) is advised where moderate to heavy footfall is anticipated for profile support.

Grade: 304L Stainless Steel.

SC80

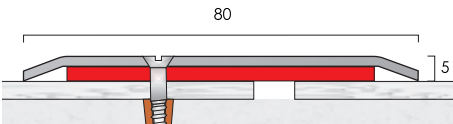


supplied off-centre drilled

SC80

Finishes Available	Gauge	Stock Length	Screw Size	Length/Tube
Bright Stainless Steel	2mm	2.000m	8	6
Brushed Stainless Steel	2mm	2.000m	8	6

SC80P with packer

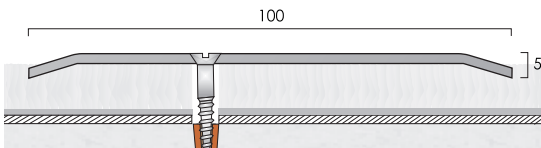


supplied off-centre drilled

SC80P

Finishes Available	Gauge	Stock Length	Screw Size	Length/Tube
Bright Stainless Steel	2mm	2.000m	8	6
Brushed Stainless Steel	2mm	2.000m	8	6

SC100

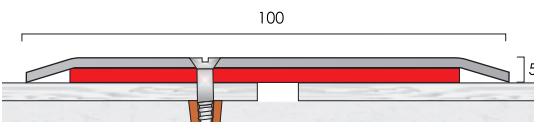


supplied off-centre drilled

SC100

Finishes Available	Gauge	Stock Length	Screw Size	Length/Tube
Bright Stainless Steel	2mm	2.000m	8	6
Brushed Stainless Steel	2mm	2.000m	8	6

SC100P with packer




supplied off-centre drilled

SC100P

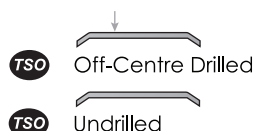
Finishes Available	Gauge	Stock Length	Screw Size	Length/Tube
Bright Stainless Steel	2mm	2.000m	8	6
Brushed Stainless Steel	2mm	2.000m	8	6

Finishes




Bright
Stainless Steel

Brushed
Stainless Steel



To Special Order



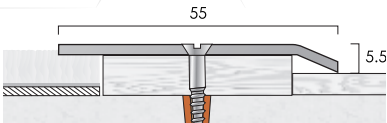
Samples Available

Fixings not supplied



Stainless Steel Cover Plates

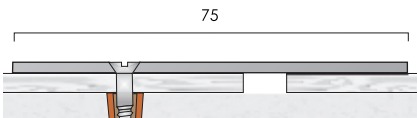
S155



supplied centre drilled

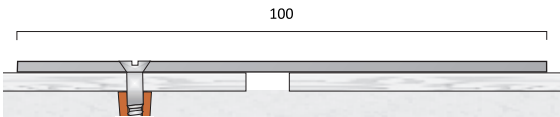
Stainless Steel Flat Plates

SSEP1



supplied off-centre drilled

SSEP2



supplied off-centre drilled

Finishes



Bright Stainless Steel Brushed Stainless Steel

Stainless Steel Cover Plates And Flat Plates

S155 cover plate is produced with a 3.5mm underside fold. It can accommodate minor height differences when installed on hard floorings. It is particularly useful when joining hard floorings such as stone or timber to carpet where the carpet has some compression allowance to be made.
Grade: 304L stainless steel.

S155

Finishes Available	Gauge	Stock Length	Screw Size	Length/Tube
Bright Stainless Steel	2mm	2.000m	8	6
Brushed Stainless Steel	2mm	2.000m	8	6

Flat plates can be used to identify the transition between two floorings and as an expansion plate offset fixed to one side of the flooring to allow movement. Other sizes available **TSO**.
Grade: 304L stainless steel.

SSEP1

Finishes Available	Gauge	Stock Length	Screw Size	Length/Tube
Bright Stainless Steel	2mm	2.000m	8	6
Brushed Stainless Steel	2mm	2.000m	8	6

SSEP2

Finishes Available	Gauge	Stock Length	Screw Size	Length/Tube
Bright Stainless Steel	2mm	2.000m	8	6
Brushed Stainless Steel	2mm	2.000m	8	6



Ramp Profiles

Aluminium, Brass & Stainless Steel





DESIGNER

HOME COLLECTION

AR3 SF DHC

Aluminium



Aluminium Ramp Flooring Profiles

Supplied with pre-applied Stick Fix™ tape.

AR3 SF DHC

DESIGNER FINISHES FOR DESIGNER FLOORS

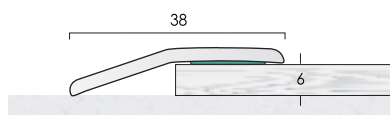
Finishes Available	Stock Length	Length/Tube
Brushed Stainless	0.900m	6
	2.715m	6
Bright	0.900m	6
	2.715m	6
Bronze	0.900m	6
	2.715m	6
Light Bronze	0.900m	6
	2.715m	6
Pewter	0.900m	6
	2.715m	6
Onyx Black	0.900m	6
	2.715m	6
Designer Satin	0.900m	6
	2.715m	6

DESIGNER

HOME COLLECTION

AR6 SF DHC

Aluminium




AR6 SF DHC

DESIGNER FINISHES FOR DESIGNER FLOORS

Finishes Available	Stock Length	Length/Tube
Brushed Stainless	0.900m	6
	2.715m	6
Bright	0.900m	6
	2.715m	6
Bronze	0.900m	6
	2.715m	6
Light Bronze	0.900m	6
	2.715m	6
Pewter	0.900m	6
	2.715m	6
Onyx Black	0.900m	6
	2.715m	6
Designer Satin	0.900m	6
	2.715m	6

DHC Designer Finishes



Brushed
Stainless

Bright

Bronze

Light
Bronze

Pewter

Onyx
Black

Designer
Satin

Designer Home Collection finishes are anodised finishes and shades can vary from batch to batch.



Samples Available

Fixings not supplied



look for the Stick Fix™ logo

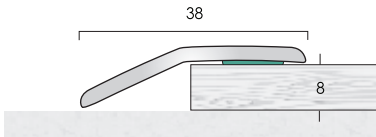


Aluminium Ramp Flooring Profiles

Supplied with pre-applied Stick Fix™ tape.



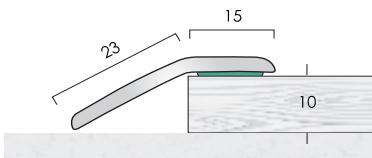
AR8/2 SF



AR8/2 SF

Finish Available	Stock Length	Length/Tube
Designer Satin DHC	2.715m	6

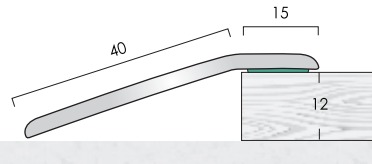
AR10 SF



AR10 SF

Finish Available	Stock Length	Length/Tube
Satin Aluminium	2.715m	6

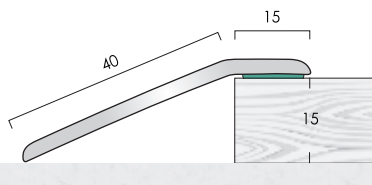
AR12/2 SF



AR12/2 SF

Finish Available	Stock Length	Length/Tube
Designer Satin DHC	2.715m	6

AR15 SF



AR15 SF

Finish Available	Stock Length	Length/Tube
Designer Satin DHC	2.715m	6

DHC Designer Finish


Standard Finish



Designer Satin

Satin Aluminium

Designer Home Collection finishes are anodised finishes and shades can vary from batch to batch.

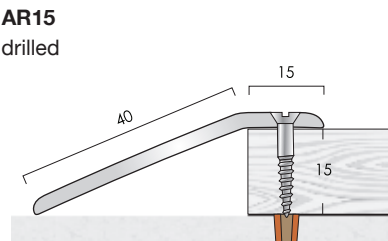
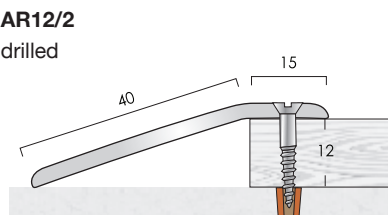
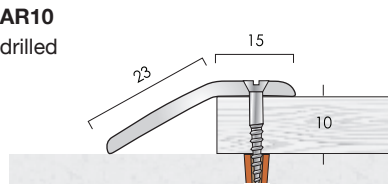
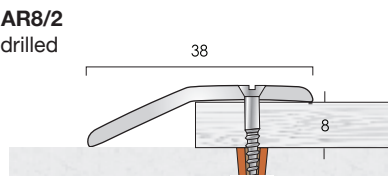
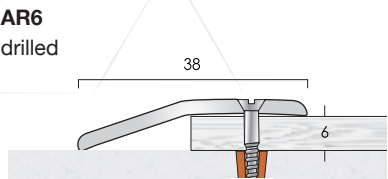
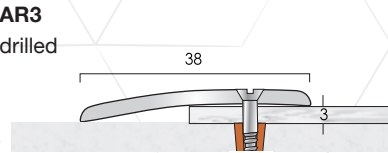


Samples Available



Aluminium Ramp Flooring Profiles

Finishing ramp trims where floors adjoin at different levels. Supplied drilled for mechanical fixings.



DHC Designer Finishes

Standard Finish



Bright

Designer Satin

Satin Aluminium

Designer Home Collection finishes are anodised finishes and shades can vary from batch to batch.

AR3

Finishes Available	Stock Length	Screw Size	Length/Tube
Designer Satin DHC	2.715m	6	6
Bright DHC	2.715m	6	6

AR6

Finishes Available	Stock Length	Screw Size	Length/Tube
Designer Satin DHC	2.715m	6	6
Bright DHC	2.715m	6	6

AR8/2

Finish Available	Stock Length	Screw Size	Length/Tube
Designer Satin DHC	2.715m	6	6

AR10


Finish Available	Stock Length	Screw Size	Length/Tube
Satin Aluminium	2.715m	6	6

AR12/2

Finish Available	Stock Length	Screw Size	Length/Tube
Designer Satin DHC	2.715m	8	6

AR15

Finish Available	Stock Length	Screw Size	Length/Tube
Designer Satin DHC	2.715m	8	6



Samples Available

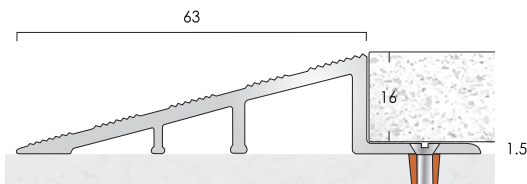
Fixings not supplied



Aluminium Ramp Flooring Profiles

For installation where one type of flooring is higher than the adjoining floor.
Typically, barrier matting entrance areas.

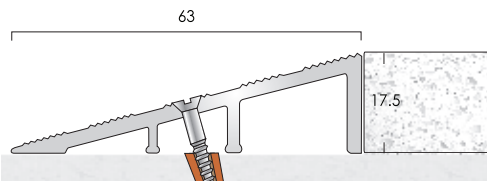
AR63
drilled



AR63

Finish Available	Stock Length	Screw Size	Length/Tube
Mill Aluminium	2.715m	8	6

TSO AR63/17.5
drilled



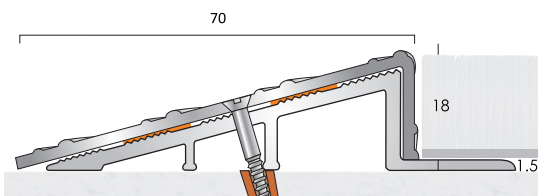
AR63/17.5

Finish Available	Stock Length	Screw Size	Length/Tube
Mill Aluminium	2.715m	8	6

Specialist Ramp Flooring Profiles

Aluminium ramp profiles with bonded covers.
Heavy duty ramp profiles for heavily trafficked commercial environments. Finish: Mill Aluminium Chequer Plate.

TSO ARCP/70/18



Aluminium with bonded chequer plate cover - drilled

ARCP/70/18

Finish Available	Stock Length	Screw Size	Length/Tube
Mill Chequer Plate	2.000m	8	6

Finishes



Mill
Aluminium



Mill Chequer
Plate



Samples Available
Fixings not supplied

look for the Stick Fix™ logo



Kliks™ Aluminium Ramp Flooring Profiles



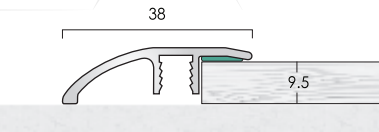
Supplied undrilled with Stick Fix™ tape pre-applied.

- Mechanical fixing free - no screws installation.
- No risk to underfloor cables and pipes.
- Rapid install time.



DESIGNER HOME COLLECTION

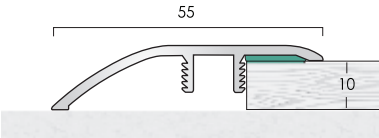
Kliks Slim Ramp DHC SF
Stick Fix™ option - no base



Kliks SLIM RAMP DHC SF
DESIGNER FINISHES FOR DESIGNER FLOORS

Finishes Available	Stock Length	Length/Tube
Brushed Stainless	2.715m	6
Bright	2.715m	6
Bronze	2.715m	6
Light Bronze	2.715m	6
Pewter	2.715m	6
Onyx Black	2.715m	6
Designer Satin	2.715m	6

Kliks Ramp SF
Stick Fix™ option - no base



KK123 SF

Finish Available	Stock Length	Length/Tube
Polished Aluminium	2.715m	6



KK133 SF

Finish Available	Stock Length	Length/Tube
Satin Aluminium	2.715m	6

Kliks™ aluminium ramp profiles are also available with a range of uPVC clip in bases. Please refer to the Kliks™ section of this catalogue for details.


DHC Designer Finishes

Standard Finishes



Brushed Stainless Bright Bronze Light Bronze Pewter Onyx Black Designer Satin Polished Aluminium Satin Aluminium

Designer Home Collection finishes are anodised finishes and shades can vary from batch to batch.



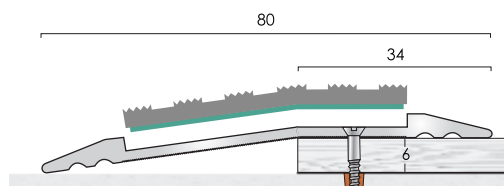
Samples Available



Aluminium Wide Ramp Flooring Profiles with PVC Infill

T80i ramps are supplied pre-taped for retro fit PVC infills to conceal screw fixings where floors adjoin at different levels. Available undrilled for adhesive fixing.

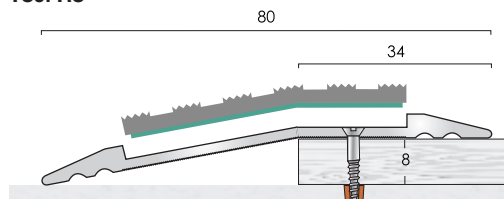
T80i R6



T80i R6

Finish Available	Stock Length	Screw Size	Length/Tube
Matt Silver	2.500m	6	6

T80i R8



T80i R8

Finishes Available	Stock Length	Screw Size	Length/Tube
Matt Silver	2.500m	6	6



PVC Castellated infill colours available:




Black
LRV 4.25



Polar Grey
LRV 42.53



Light Grey
LRV 12.33



Granite
LRV 7.02

Other colours available to special order.

Colours shown for guidance only. Please request sample for accurate referencing.

Castellated PVC - SRV:

Dry *PTV = 85

Wet *PTV = 76

***Pendulum Test Value**

Finish



Matt
Silver



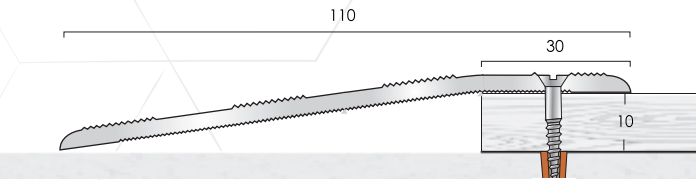
Samples Available

Fixings not supplied



Aluminium Wide Ramp Flooring Profiles

AR110/10

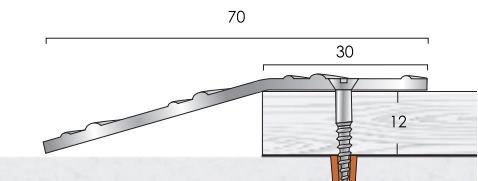


AR110/10

Finish Available	Stock Length	Screw Size	Length/Tube
Mill Aluminium	2.715m	8	6

- TSO** AR110 is also available undrilled.
 - TSO** Other ramp height variations available.
- For further information, please contact the C.A.T. sales office.

ARCP/12




ARCP/12

Finish Available	Stock Length	Screw Size	Length/Tube
Mill Chequer Plate	2.500m	8	6

- TSO** ARCP is produced from aluminium chequer plate and is available undrilled.
- TSO** Other ramp height variations available to accommodate flooring to 20mm and above.

Please note that a suitable packer may be required for ramp profiles for support in commercial traffic environments.
For further information, please contact the C.A.T. sales office.

Finishes



Mill Aluminium

Mill Chequer Plate






Aluminium Feather Edge Flooring Profiles TSO

Feather edge profiles provide a protective diminishing edge where there is a minor height difference between adjoining resilient floorings.

Suitable for commercial and residential installations.

AFE25

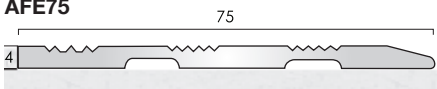


supplied undrilled for adhesive fixing

AFE25

Finish Available	Stock Length	Length/Tube
Mill Aluminium	2.500m	6

AFE75




supplied undrilled for adhesive fixing

AFE75

Finish Available	Stock Length	Length/Tube
Matt Silver	2.500m	6

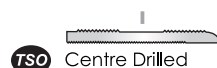
Finishes



Mill
Aluminium

Matt
Silver

AFE75 can be supplied drilled on request.
When ordering, please advise if centre drilled
or off-centre drilled:




TSO Centre Drilled



TSO Off-Centre Drilled



To Special Order



Samples Available

Fixings not supplied

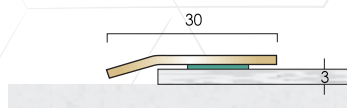
look for the Stick Fix™ logo



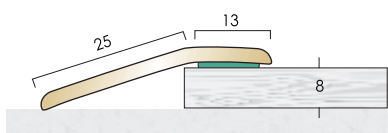
Solid Brass Ramp Flooring Profiles

Supplied with Stick Fix™ tape pre-applied.

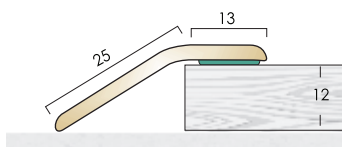
Brass finishing trims where floors adjoin at different levels. Typical examples: stone and timber floors. Polished and Satin brass standard supply. Antique finishes to special order **TSO**.

**BLE/2 SF****BLE/2 SF**

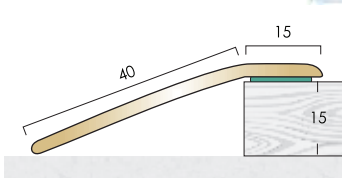
Finishes Available	Stock Length	Length/Tube
Polished Brass	2.000m	6
Satin Brass	2.000m	6
Antique Brass TSO	2.000m	6
Antique Bronze TSO	2.000m	6

BR8 SF**BR8 SF**

Finishes Available	Stock Length	Length/Tube
Polished Brass	2.715m	6
Satin Brass	2.715m	6
Antique Brass TSO	2.715m	6
Antique Bronze TSO	2.715m	6


BR12 SF**BR12 SF**

Finishes Available	Stock Length	Length/Tube
Polished Brass	2.715m	6
Satin Brass	2.715m	6
Antique Brass TSO	2.715m	6
Antique Bronze TSO	2.715m	6


BR15 SF**BR15 SF**

Finishes Available	Stock Length	Length/Tube
Polished Brass	2.715m	6
Satin Brass	2.715m	6
Antique Brass TSO	2.715m	6
Antique Bronze TSO	2.715m	6

Finishes



To Special Order



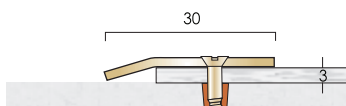
Samples Available



Solid Brass Ramp Flooring Profiles

Brass finishing trims where floors adjoin at different levels.
Typical examples: stone and timber floors.
Polished and Satin brass standard supply.
Antique finishes to special order **TSO**.

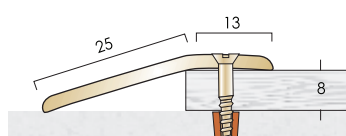
BLE/2
drilled



BLE/2

Finishes Available	Stock Length	Screw Size	Length/Tube
Polished Brass	2.000m	6	6
Satin Brass	2.000m	6	6
Antique Brass TSO	2.000m	6	6
Antique Bronze TSO	2.000m	6	6

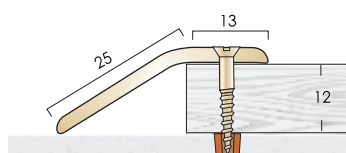
BR8
drilled



BR8

Finishes Available	Stock Length	Screw Size	Length/Tube
Polished Brass	2.715m	6	6
Satin Brass	2.715m	6	6
Antique Brass TSO	2.715m	6	6
Antique Bronze TSO	2.715m	6	6

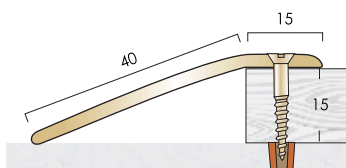
BR12
drilled



BR12

Finishes Available	Stock Length	Screw Size	Length/Tube
Polished Brass	2.715m	6	6
Satin Brass	2.715m	6	6
Antique Brass TSO	2.715m	6	6
Antique Bronze TSO	2.715m	6	6

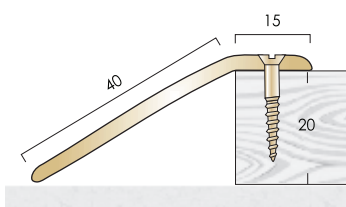
BR15
drilled



BR15

Finishes Available	Stock Length	Screw Size	Length/Tube
Polished Brass	2.715m	8	6
Satin Brass	2.715m	8	6
Antique Brass TSO	2.715m	8	6
Antique Bronze TSO	2.715m	8	6


BR20
drilled



BR20

Finishes Available	Stock Length	Screw Size	Length/Tube
Polished Brass	2.715m	8	6
Satin Brass	2.715m	8	6
Antique Brass TSO	2.715m	8	6
Antique Bronze TSO	2.715m	8	6

Finishes



Polished Brass

Satin Brass

Antique Brass

Antique Bronze



To Special Order



Samples Available

Fixings not supplied

look for the Stick Fix™ logo



Kliks™ Solid Brass Ramp Flooring Profiles

Supplied undrilled with Stick Fix™ tape pre-applied.

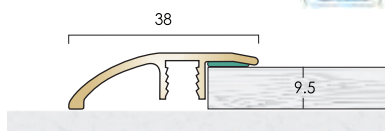
- Mechanical fixing free - no screws installation.
- No risk to underfloor cables and pipes.
- Rapid install time.



Available in 38mm and 55mm widths, Kliks ramp profiles provide a neat transition between floorings at different 9-10mm levels - ceramic floors.

Kliks Slim Ramp SF

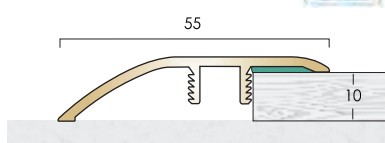
Stick Fix™ option - no base



Finishes Available	Gauge	Stock Length	Length/Tube
KKSLR3 SF			
Polished Brass	2.5mm	0.900m	6
	2.5mm	2.715m	6
KKSLR301 SF			
Satin Brass	2.5mm	0.900m	6
	2.5mm	2.715m	6
KKSLR203 SF			
Antique Brass	2.5mm	0.900m	6
	2.5mm	2.715m	6
KKSLR213 SF			
Antique Bronze	2.5mm	0.900m	6
	2.5mm	2.715m	6
KKSLR223 SF			
Chrome	2.5mm	0.900m	6
	2.5mm	2.715m	6
KKSLR243 SF			
Satin Chrome	2.5mm	0.900m	6
	2.5mm	2.715m	6


Kliks Ramp SF

Stick Fix™ option - no base



Finishes Available	Gauge	Stock Length	Length/Tube
KK3 SF			
Polished Brass	2.5mm	2.715m	6
KK301 SF			
Satin Brass	2.5mm	2.715m	6
KK203 SF			
Antique Brass	2.5mm	2.715m	6
KK213 SF			
Antique Bronze	2.5mm	2.715m	6
KK223 SF			
Chrome	2.5mm	2.715m	6

Finishes



Polished Brass

Satin Brass

Antique Brass

Antique Bronze

Chrome

Satin Chrome



Samples Available

Fixings not supplied



Specialist Ramp Flooring Profiles - Made To Order

Aluminium ramp profiles with brass and stainless steel bonded covers.

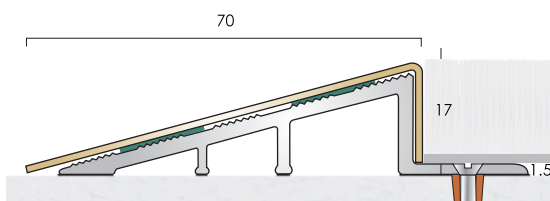
High-quality finish ramp profiles for prestigious installations.

Hidden screw fixing through base.

Various heights available to suit matting, stone and ceramic floors.

Stainless steel covers - Grade: 304L.

BR17/70

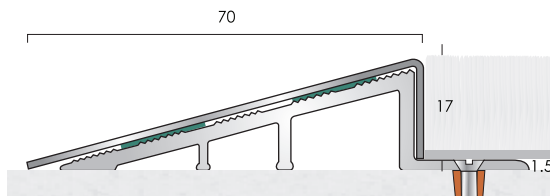


Aluminium with bonded brass cover - drilled

BR17/70

Finishes Available	Stock Length	Screw Size	Length/Tube
Polished Brass 	2.000m	8	6
Satin Brass 	2.000m	8	6
Antique Brass 	2.000m	8	6
Antique Bronze 	2.000m	8	6

SR17/70



Aluminium with bonded stainless steel cover - drilled

SR17/70

Finishes Available	Stock Length	Screw Size	Length/Tube
Bright Stainless Steel 	2.500m	8	6
Brushed Stainless Steel 	2.500m	8	6

Finishes



Polished Brass



Satin Brass



Antique Brass



Antique Bronze




Bright Stainless Steel



Brushed Stainless Steel




To Special Order



Samples Available

Fixings not supplied



Stainless Steel Ramp Flooring Profiles

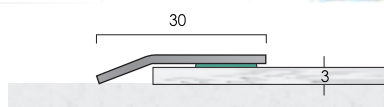
Supplied undrilled with Stick Fix™ tape pre-applied.

- Mechanical fixing free - no screws installation.
- No risk to underfloor cables and pipes.
- Rapid install time.

Grade: 304L Stainless Steel.



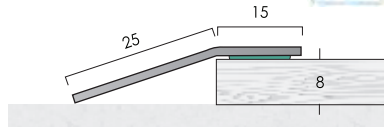
SLE SF



SLE SF

Finishes Available	Gauge	Stock Length	Length/Tube
Bright Stainless Steel	1.5mm	2.000m	6
Brushed Stainless Steel	1.5mm	2.000m	6

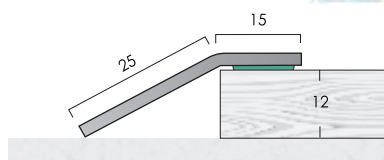
SR8 SF



SR8 SF

Finishes Available	Gauge	Stock Length	Length/Tube
Bright Stainless Steel	2mm	2.000m	6
Brushed Stainless Steel	2mm	2.000m	6

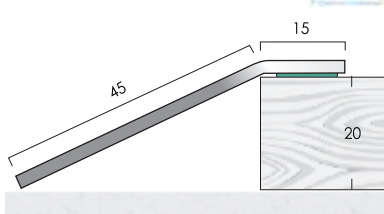
SR12 SF



SR12 SF

Finishes Available	Gauge	Stock Length	Length/Tube
Bright Stainless Steel	2mm	2.000m	6
Brushed Stainless Steel	2mm	2.000m	6


SR20 SF



SR20 SF

Finishes Available	Gauge	Stock Length	Length/Tube
Bright Stainless Steel	2mm	2.000m	6
Brushed Stainless Steel	2mm	2.000m	6

Finishes



Bright Stainless Steel Brushed Stainless Steel


TSO Profiles shown are also available drilled for mechanical fixing:



screw size 6 for 1.5mm gauge
screw size 8 for 2.0mm gauge



To Special Order



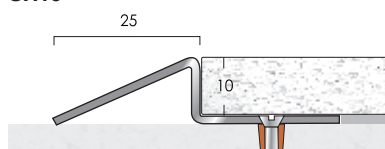
Samples Available
Fixings not supplied



Stainless Steel Ramp Flooring Profiles

Suitable for 10mm, 12mm and 14mm matting and ceramic tiles.
Other sizes available to special order **TSO**.

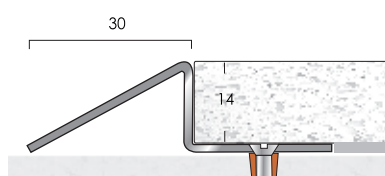
SR10



SR10

Finishes Available	Gauge	Stock Length	Screw Size	Length/Tube
Bright Stainless Steel	1.2mm	2.000m	6	6
Brushed Stainless Steel	1.2mm	2.000m	6	6

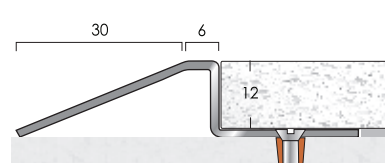
SR14



SR14

Finishes Available	Gauge	Stock Length	Screw Size	Length/Tube
Bright Stainless Steel	1.2mm	2.000m	6	6
Brushed Stainless Steel	1.2mm	2.000m	6	6

FTRS 12



FTRS 12

Finishes Available	Gauge	Stock Length	Screw Size	Length/Tube
Bright Stainless Steel	1.2mm	2.000m	6	6
Brushed Stainless Steel	1.2mm	2.000m	6	6

Finishes



To Special Order




Samples Available

Fixings not supplied

Kliks™ Clip In Flooring Profiles System

Aluminium, Brass, Stainless Steel & uPVC





Clip In Systems

In this section you will find information on flooring profiles with a system where the base is fixed to the subfloor prior to the flooring being laid, and finally the top profile being fitted into the base, finishing the installation.

Kliks™ Primary Application: Commercial Environments

Comprising twin, ramp and end-stop profiles in a variety of metals and finishes.



- Including:
- Brass
 - Aluminium
 - Chrome
 - Antique
 - Stainless Steel

- Suitable with:
- Timber
 - Stone
 - Ceramics
 - Carpet

Height adjustable uPVC bases.

Kliks Slim™ Primary Application: High-End Residential and Light Commercial Environments

Comprising slim style twin, ramp and stop-end profiles in a variety of metals and finishes.



- Including:
- Brass
 - Aluminium
 - Chrome
 - Antique
 - Stainless Steel

- Suitable with:
- Laminates
 - Stone
 - Ceramics
 - Carpet

Height adjustable uPVC bases.

Kliks™ Spectrum Zip™ Primary Application: Commercial and Retail Environments



Formable into curves on site with uPVC bases.


Comprising twin, ramp and end-stop profiles in a wide selection of colours.

- Suitable with:
- Timber
 - Stone
 - Ceramics
 - Carpet

Height adjustable uPVC bases.



80% Recycled factory waste streams



Samples Available

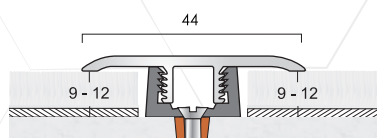


Kliks™ Clip In Flooring Profiles System

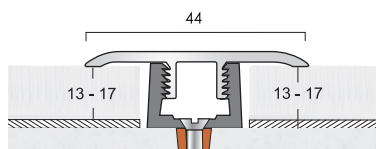
Examples of Tops & Bases Combinations



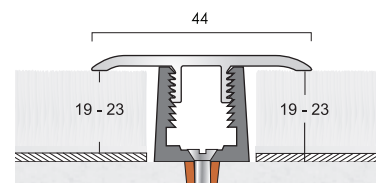
Twin top joining profiles



Kliks Twin Top
with
KB1 Base

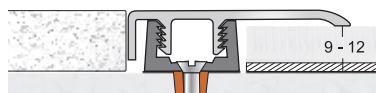


Kliks Twin Top
with
KB2 Base

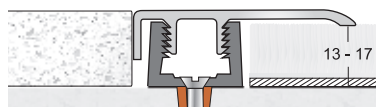


Kliks Twin Top
with
KB3 Base

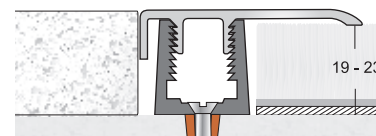
End stop for wall perimeter finishing profiles



Kliks End Stop
with
KB1 Base

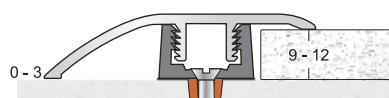


Kliks End Stop
with
KB2 Base

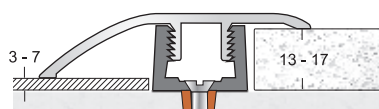


Kliks End Stop
with
KB3 Base

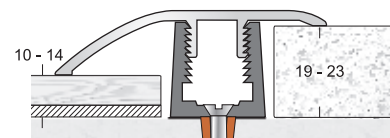
For junctions where floors are at different levels




Kliks Ramp
with
KB1 Base




Kliks Ramp
with
KB2 Base



Kliks Ramp
with
KB3 Base



Samples Available



Base shown with Kliks Twin Top



Kliks™ Clip In Flooring Profiles System - Bases

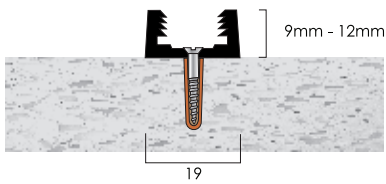
uPVC bases for Kliks tops, supplied pre-drilled. Select base dependent upon height of floor covering. Bases have interlocking barb design for height adjustment when tops are secured.

KB1, KB2, & KB3 profiles contain up to



80% Recycled factory waste streams

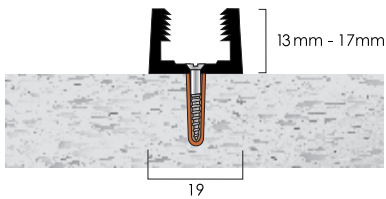
KB1



KB1

Colour	Stock Length	Screw Size	Length/Tube
Black	2.715m	6	6
Black	2.715m	6	50

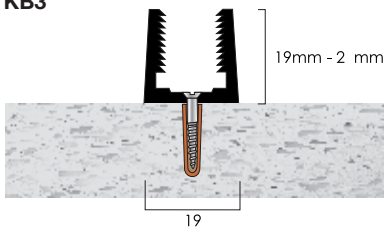
KB2



KB2

Colour	Stock Length	Screw Size	Length/Tube
Black	2.715m	6	6
Black	2.715m	6	50

KB3




KB3

Colour	Stock Length	Screw Size	Length/Tube
Black	2.715m	6	6
Black	2.715m	6	50

Method of Installation:

A: Subfloor



B: Base fitted



Adhesive and Screws


C: Flooring fitted to base



D: Top fitted into base



Base shown installed with Kliks Twin Top



Samples Available

Fixings not supplied



Kliks Slim™ Clip In Flooring Profiles System

Neat • Slim • High-End Finishes

For residential and commercial applications. Tops can be fitted into a wide range of bases to suit a wide variety of floorings.



Examples of Tops & Bases Combinations

Twin top joining profiles



Kliks Slim Twin Top
with
KKSBA2 Aluminium Base



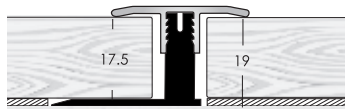
Kliks Slim Twin Top
with
KKSBP9.5 uPVC Base



Kliks Slim Twin Top
with
KKSBP12 uPVC Base

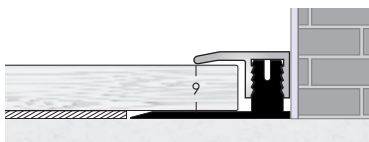


Kliks Slim Twin Top
with
KKSBP15 uPVC Base




Kliks Slim Twin Top
with
KKSBP20 uPVC Base

End stop & wall perimeter finishing profiles



Kliks Slim End Stop
with
KKSBP12 uPVC Base
Compatible with other bases



TSO Kliks Slim End Stop with Expansion/Compression feature
with
KKSBP12 uPVC Base.
Compatible with other bases

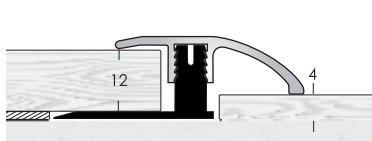
For junctions where floors are at different levels



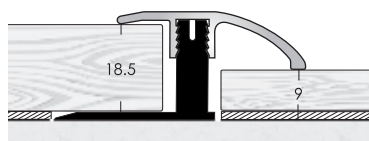
Kliks Slim Ramp Top
with
KKSBP9.5 uPVC Base



Kliks Slim Ramp Top
with
KKSBP12 uPVC Base




Kliks Slim Ramp Top
with
KKSBP15 uPVC Base



Kliks Slim Ramp Top
with
KKSBP20 uPVC Base



To Special Order



Samples Available



Kliks Slim™ Clip In Flooring Profiles System - Bases

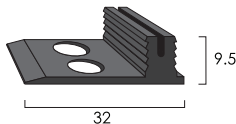
For use with Kliks Slim™ Tops. KKSBP9.5, 12, 15, & 20 profiles contain up to



80% Recycled factory waste streams

uPVC bases with punched slots for adhesive fixing. Suitable for stone, ceramic and laminate/timber floors.

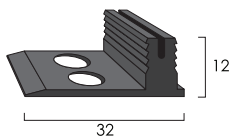
KKSBP9.5



KKSBP9.5

Colour	Stock Length	Screw Size	Length/Tube
Black	0.900m	6	6
Black	2.715m	6	6
Black	2.715m	6	50

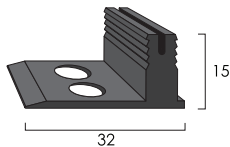
KKSBP12



KKSBP12

Colour	Stock Length	Screw Size	Length/Tube
Black	0.900m	6	6
Black	2.715m	6	6
Black	2.715m	6	50

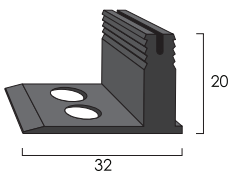
KKSBP15



KKSBP15

Colour	Stock Length	Screw Size	Length/Tube
Black	0.900m	6	6
Black	2.715m	6	6
Black	2.715m	6	50

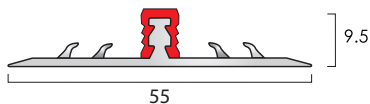
KKSBP20



KKSBP20

Colour	Stock Length	Screw Size	Length/Tube
Black	0.900m	6	6
Black	2.715m	6	6
Black	2.715m	6	50

KKSBA2




KKSBA2

Finishes Available	Stock Length	Length/Tube
Mill Aluminium	2.715m	6

Method of Installation:

A: Subfloor



B: Base fitted



Adhesive and Screws

C: Flooring fitted to base



D: Top fitted into base



Fixings not supplied

Kliks™ Clip In Flooring Profiles System

Aluminium

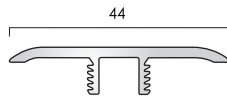




Kliks™ Twin Tops



Kliks TWIN TOP Aluminium



KK132

Finish Available	Stock Length	Length/Tube
Satin Aluminium	2.715m	6

KK122

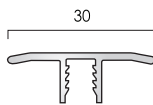
Finish Available	Stock Length	Length/Tube
Polished Aluminium	2.715m	6

Install with uPVC Bases: KB1, KB2, KB3.
See page 77.



DESIGNER HOME COLLECTION

Kliks SLIM TWIN TOP Aluminium



Kliks™ Slim Twin Tops


KKSLTTDHC

DESIGNER FINISHES FOR DESIGNER

Finishes Available	Stock Length	Length/Tube
Brushed Stainless	2.715m	6
Bright	2.715m	6
Bronze	2.715m	6
Light Bronze	2.715m	6
Pewter	2.715m	6
Onyx Black	2.715m	6
Designer Satin	2.715m	6

Install with Kliks Slim Bases:
uPVC - KKSBP9.5, KKSBP12, KKSBP15, KKSBP20 & KKSBA2.
See page 79.

DHC Designer Finishes



Brushed
Stainless

Bright

Bronze


Light
Bronze

Pewter

Onyx
Black

Designer
Satin


Standard Finishes



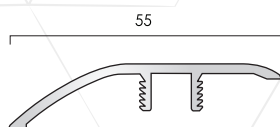
Polished
Aluminium

Satin
Aluminium

Designer Home Collection finishes are anodised finishes and shades can vary from batch to batch.



Samples Available

**Kliks RAMP TOP**

Kliks™ Ramp Tops

**KK133**

Finish Available	Stock Length	Length/Tube
Satin Aluminium	2.715m	6

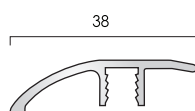
KK123

Finish Available	Stock Length	Length/Tube
Polished Aluminium	2.715m	6

Install with uPVC Bases: KB1, KB2, KB3. See page 77.

Kliks™ Slim Ramp Tops

DESIGNER HOME COLLECTION


Kliks SLIM RAMP TOP**KKSLRDHC****DESIGNER FINISHES FOR DESIGNER FLOORS**

Finishes Available	Stock Length	Length/Tube
Brushed Stainless	2.715m	6
Bright	2.715m	6
Bronze	2.715m	6
Light Bronze	2.715m	6
Pewter	2.715m	6
Onyx Black	2.715m	6
Designer Satin	2.715m	6

Install with Kliks Slim Bases:

uPVC - KKSBP9.5, KKSBP12, KKSBP15, KKSBP20.

See page 79.


DHC Designer FinishesBrushed
Stainless

Bright

Bronze

Light
Bronze


Pewter

Onyx
BlackDesigner
Satin**Standard Finishes**Polished
AluminiumSatin
Aluminium

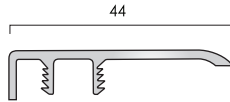
Designer Home Collection finishes are anodised finishes and shades can vary from batch to batch.



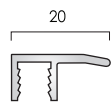
Samples Available




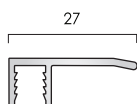
Kliks End Stop
Aluminium



Kliks Slim End Stop
Aluminium

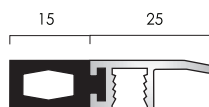


Kliks Slim Long End Stop
Aluminium



Kliks Slim End Stop
with expansion/compression feature

Aluminium/TPE

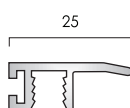


Expansion medium colours available:




Kliks Slim End Stop
without expansion/compression feature

Aluminium



Finishes



Satin
Aluminium

Polished
Aluminium

Kliks™ End Stops & Wall Perimeter Finishing Profiles



Finishes Available

Stock Length

Length/Tube

KK131

Satin Aluminium

2.715m

6

KK121

Polished Aluminium

2.715m

6

Install with uPVC Bases: KB1, KB2, KB3. See page 77.

Kliks Slim™ End Stops

Finishes Available

Stock Length

Length/Tube

KKSL131

Satin Aluminium

2.715m

6

KKSL121

Polished Aluminium

2.715m

6

Finishes Available

Stock Length

Length/Tube

KKSL2713

Satin Aluminium

2.715m

6

KKSL2712

Polished Aluminium

2.715m

6

Install with Kliks Slim Bases: uPVC - KKSBP9.5, KKSBP12, KKSBP15, KKSBP20. See page 79.

Kliks Slim™ End Stop With Expansion/Compression Feature

Finishes Available

Stock Length

Length/Tube

KKSL24ES13

Satin Aluminium



2.715m

6

KKSL24ES12

Polished Aluminium



2.715m

6

Install with Kliks Slim Bases: uPVC - KKSBP9.5, KKSBP12, KKSBP15, KKSBP20. See page 79.

Kliks Slim™ End Stop Without Expansion/Compression Feature

Finishes Available

Stock Length

Length/Tube

KKSL2413

Satin Aluminium



2.715m

6

KKSL2412

Polished Aluminium




2.715m

6

Install with Kliks Slim Bases: uPVC - KKSBP9.5, KKSBP12, KKSBP15, KKSBP20. See page 79.



To Special Order




Samples Available

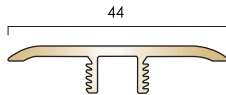
Kliks™ Clip In Flooring Profiles System

Brass





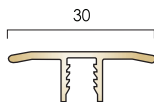
Kliks Twin Top
Brass



Install with uPVC Bases: KB1, KB2, KB3.
See page 77.







Kliks Slim Twin Top
Brass



Install with Kliks Slim Bases:
uPVC - KKSBP9.5, KKSBP12,
KKSBP15, KKSBP20 or aluminium
base KKSBA2 .
See page 79.




Kliks™ Solid Brass Twin Tops

Finishes Available	Stock Length	Length/Tube
KK2		
Polished Brass	2.715m	6
KK201		
Satin Brass 	2.715m	6
KK202		
Antique Brass 	2.715m	6
KK212		
Antique Bronze 	2.715m	6
KK222		
Chrome 	2.715m	6

Kliks Slim™ Solid Brass Twin Tops

Finishes Available	Stock Length	Length/Tube
KKSL2		
Polished Brass	0.900m	6
	2.715m	6
KKSL201		
Satin Brass 	0.900m	6
	2.715m	6
KKSL20		
Antique Brass 	0.900m	6
	2.715m	6
KKSL21		
Antique Bronze 	0.900m	6
	2.715m	6
KKSL22		
Chrome 	0.900m	6
	2.715m	6
KKSL42		
Satin Chrome 	0.900m	6
	2.715m	6

Finishes



Polished
Brass

Satin
Brass

Antique
Brass


Antique
Bronze

Chrome

Satin
Chrome



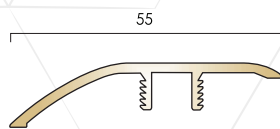
To Special Order



Samples Available







**Kliks Ramp Top
Brass**



Kliks™ Solid Brass Ramp Tops

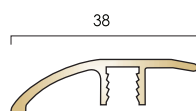


Finishes Available	Stock Length	Length/Tube
KK3		
Polished Brass	2.715m	6
KK301		
Satin Brass 	2.715m	6
KK203		
Antique Brass 	2.715m	6
KK213		
Antique Bronze 	2.715m	6
KK223		
Chrome 	2.715m	6




Install with uPVC Bases: KB1, KB2, KB3. See page 77.



**Kliks Slim Ramp Top
Brass**



Kliks Slim™ Solid Brass Ramp Tops


Finishes Available	Stock Length	Length/Tube
KKSLR3		
Polished Brass	0.900m	6
	2.715m	6
KKSLR301		
Satin Brass 	0.900m	6
	2.715m	6
KKSLR203		
Antique Brass 	0.900m	6
	2.715m	6
KKSLR213		
Antique Bronze 	0.900m	6
	2.715m	6
KKSLR223		
Chrome	0.900m	6
	2.715m	6
KKSLR243		
Satin Chrome	0.900m	6
	2.715m	6

Install with Kliks Slim Bases:


uPVC - KKSBP9.5, KKSBP12, KKSBP15, KKSBP20.

See page 79.


Finishes



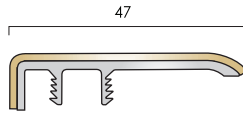
To Special Order



Samples Available


**Kliks END STOP**

Aluminium with brass top




Kliks™ End Stops & Wall Perimeter Finishing Profiles

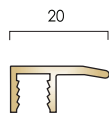


Finishes Available	Stock Length	Length/Tube
KK1		
Polished Brass 	2.000m	6
KK101		
Satin Brass 	2.000m	6
KK210		
Antique Brass 	2.000m	6
KK211		
Antique Bronze 	2.000m	6




Install with Kliks Bases: uPVC - KB1, KB2, KB3. See page 77.

**Kliks SLIM END STOP**

Solid Brass



Kliks Slim™ Solid Brass End Stop Profiles


Finishes Available	Stock Length	Length/Tube
KKSL1		
Polished Brass	2.715m	6
KKSL101		
Satin Brass 	2.715m	6
KKSL210		
Antique Brass 	2.715m	6
KKSL211		
Antique Bronze 	2.715m	6

Install with Kliks Slim Bases:

uPVC - KKSBP9.5, KKSBP12, KKSBP15, KKSBP20.

See page 79.

Finishes



Polished Brass


Satin Brass

Antique Brass

Antique Bronze



To Special Order



Samples Available

KliksTM Clip In Flooring Profiles System Stainless Steel

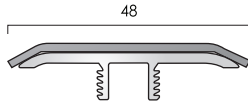




Kliks™ Twin Tops

Kliks TWIN TOP

Aluminium with stainless steel top



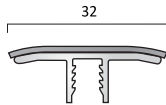
Finish Available	Stock Length	Length/Tube
KK225		
Bright Stainless Steel	2.500m	6
KK235		
Brushed Stainless Steel	2.500m	6

Install with uPVC Bases: KB1, KB2, KB3. See page 77.

Kliks Slim™ Twin Tops

Kliks SLIM TWIN TOP

Aluminium with stainless steel top




Finish Available	Stock Length	Length/Tube
KKSL225		
Bright Stainless Steel	1.000m	6
Bright Stainless Steel	2.000m	6
KKSL235		
Brushed Stainless Steel	1.000m	6
Brushed Stainless Steel	2.000m	6


Install with Kliks Slim Bases: uPVC - KKSBP9.5, KKSBP12, KKSBP15, KKSBP20 or aluminium base KKSBA2. See page 79



Finishes



Bright Stainless Steel Brushed Stainless Steel



Samples Available

Kliks™ Spectrum Zip™ uPVC Clip In System





Kliks™ Spectrum Zip™ uPVC Colour Option Clip In System Formable Profiles



80% Recycled factory waste streams



Installation

Kliks profiles have been designed for simple installation. With versatile height adjustment and pre-drilled bases, the Spectrum Zip range is quick and easy to install.



Stage 1:


Bases are secured to the sub-floor with adhesive* and No.6 countersunk screws.



adhesive and screws

Stage 2:

Once the base is firmly secured to the sub-floor, the flooring can be laid up to the base section.



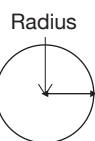
Stage 3:

The top section may then be fitted by hand or using a soft mallet if necessary.



Formable On Site

The following table shows the minimum radii of Kliks Spectrum Zip curves when tops are fitted in a KB1 base at normal room temperature.



Profile	Radius (m)	Tail Position
KSP5 Zip	1.5m	
KSP7 Zip	1.5m	
KSP6 Zip KSP73 Zip	1.5m	tail of ramp on the outer edge of circle
KSP6 Zip KSP73 Zip	1.7m	tail of ramp on the inside of circle
KSP2 Zip	1.5m	tail of ramp on the outer edge of circle
KSP3 Zip	1.7m	

Maintenance

PVC flooring profiles should be cleaned with a mild detergent with water and a damp - not wet - cloth, ensuring that the profile is wiped dry before allowing traffic to return to the area.

Polishes and industrial cleaning agents should not be used on PVC flooring profiles.

*C.A.T. recommend the use of STYCCO FLEX by F. Ball and Co Ltd, subject to following their product technical data sheet, safety data sheet and installation guidelines, available in full from: www.f-ball.com

Installation Environment

Care should be taken that the profiles are not fitted or stored, prior to fitting, in extreme conditions of cold or warmth.

The ideal conditions for fitting are with temperatures in the range of 15°C to 25°C. Allowing a period of acclimatisation will assist in achieving a satisfactory result.

Ensure when fitting the tops into the bases, the profile section is not heated with hot air guns/hot water which can lead to material being inadvertently stretched whilst being fitted into position.

If the profiles are stretched during installation they will, over time, revert to their original size, leaving gaps at the joints and ends.

Joints

The base profiles joints should be staggered with a minimum overlap of 150mm. Wherever possible, position the joints away from the main traffic areas.

When using the profiles in curved situations, it is recommended that an adhesive fix be also applied into the base (50mm along) at the joints.



Kliks™ Spectrum Zip™ uPVC Colour Option Clip in Flooring Profiles System

Typical Applications

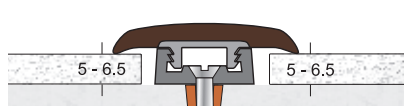
Carpet to ceramic and timber. Timber to timber.

Spectrum Zip is curvable on site when installed with uPVC bases.



80% Recycled factory waste streams

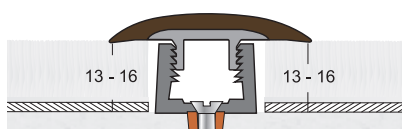
Twin Top Joining Profiles



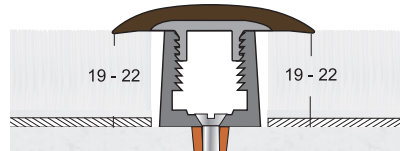
Kliks KSP2 Twin Top with KB4 Base



Kliks KSP5 Twin Top with KB1 Base




Kliks KSP5 Twin Top with KB2 Base

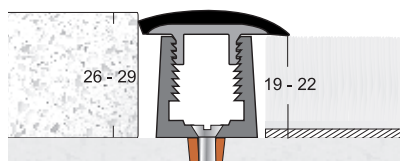


Kliks KSP5 Twin Top with KB3 Base

End Stop Profiles



Kliks KSP7 End Stop with KB2 Base

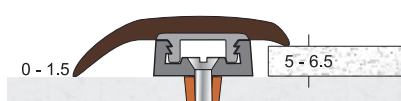


Kliks KSP7 End Stop with KB3 Base

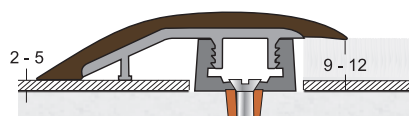


Kliks KSP7 End Stop with KB1 Base

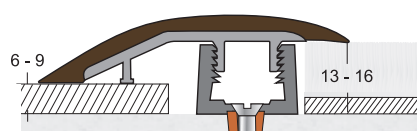
Ramp Profiles



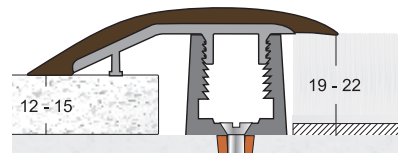
Kliks KSP3 Ramp Top with KB4 Base



Kliks KSP6 Ramp Top with KB1 Base



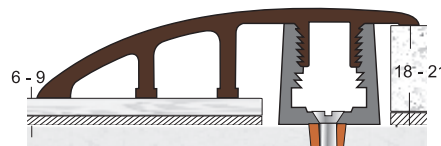
Kliks KSP6 Ramp Top with KB2 Base



Kliks KSP6 Ramp Top with KB3 Base



Kliks KSP73 Ramp Top with KB2 Base



Kliks KSP73 Ramp Top with KB3 Base



uPVC Bases - supplied pre-drilled.

Kliks™ Spectrum Zip™ Bases uPVC Clip In Flooring Profiles System



KB1, KB2, KB3 & KB4 profiles contains up to

80% Recycled factory waste streams**KB4**

for use with KSP2 and KSP3 tops

**KB4**

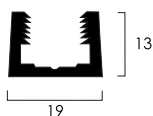
Colour	Stock Length	Screw Size	Length/Tube
Black	2.715m	6	6

KB1 • KB2 • KB3 bases for use with KSP5 • KSP6 • KSP7 tops.

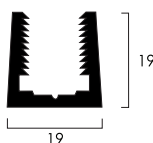
Use KB2 and KB3 bases with KSP73 top.

KB1**KB1**

Colour	Stock Length	Screw Size	Length/Tube
Black	2.715m	6	6

KB2**KB2**

Colour	Stock Length	Screw Size	Length/Tube
Black	2.715m	6	6

KB3**KB3**

Colour	Stock Length	Screw Size	Length/Tube
Black	2.715m	6	6



Samples Available



Kliks™ Spectrum Zip™ - Twin Tops & End Stop

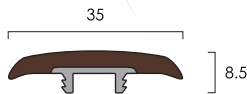
For use with uPVC bases.
When installing runs over 2.715m, always overlap top joints by a minimum of 150mm over base joints.

KSP2, KSP5, & KSP7 profiles contains up to



30% Recycled factory waste streams

TWIN TOP
KSP2

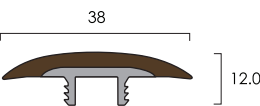


KSP2

Colours Available	Stock Length	Length/Tube
See Below	2.715m	6

Install with uPVC Base, KB4.
See page 93.

TWIN TOP
KSP5

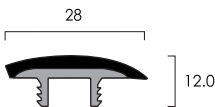


KSP5

Colours Available	Stock Length	Length/Tube
See Below	2.715m	6

Install with uPVC Base, KB1, KB2, KB3.
See page 93.

END STOP
KSP7



KSP7

Colours Available	Stock Length	Length/Tube
See Below	2.715m	6

Install with uPVC Base, KB1, KB2, KB3.
See page 93.

Colours



Samples Available



Kliks™ Spectrum Zip™ uPVC Clip in Flooring Profiles System Ramp Tops

For use with uPVC bases.

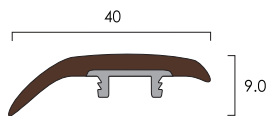
When installing runs over 2.715m, always overlap top joints by a minimum of 150mm over base joints.



KSP3 & KSP6 profiles contain up to

30% Recycled factory waste streams

RAMP TOP KSP3



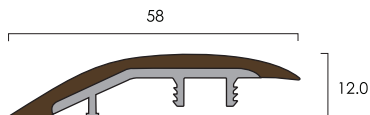
KSP3

Colours Available	Stock Length	Length/Tube
See Below	2.715m	6

Install with uPVC Base, KB4.

See page 93.

RAMP TOP KSP6



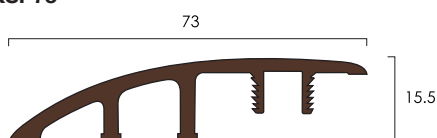
KSP6

Colours Available	Stock Length	Length/Tube
See Below	2.715m	6

Install with uPVC Base, KB1, KB2, KB3.

See page 93.

RAMP TOP KSP73




KSP73

Colours Available	Stock Length	Length/Tube
See Below	2.715m	6

Install with uPVC Base, KB2, KB3.

See page 93.

Colours



Black

KSP3
KSP6
KSP73

Granite

KSP3
KSP6
KSP73

Peat

KSP3
KSP6
KSP73

Grey

KSP6



Samples Available

Perimeter Trims & Floor Edging Trims

Aluminium, Brass,
Stainless Steel & uPVC



Perimeter Trims

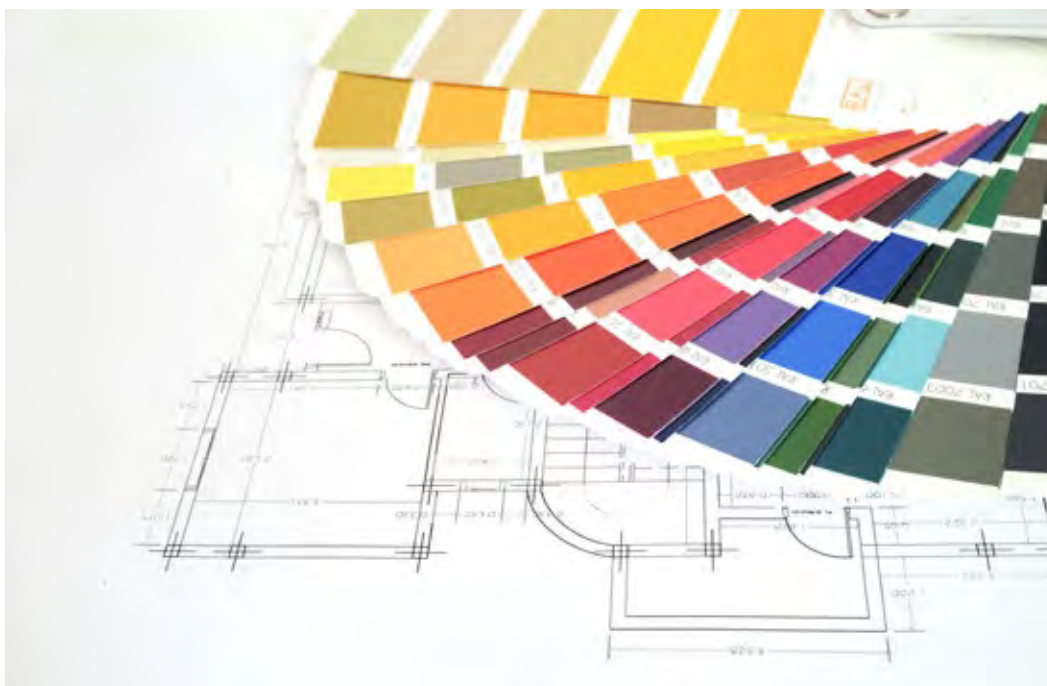
Powder Coat Finishes

Increasing our range of special finishes, C.A.T. can now provide aluminium perimeter trims in a powder coat finish.

The facility is subject to minimum order quantities dependent upon colour specification.

When considering powder coat finishes, please consider the project and where the products are to be installed. C.A.T. would not advise powder coating on floor profiles where high footfall is anticipated and consider low footfall environments the most suitable for this finish.

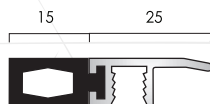
Powder coat is a type of coating that is applied as a free-flowing, dry powder. The coating is typically applied electrostatically and is cured under heat to allow it to flow and form a 'skin' which is a hard finish that is tougher than conventional paint.





Klik's SLIM END STOP with expansion/compression feature

Aluminium/TPE



Expansion medium colours available:



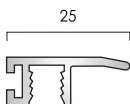
Black



Light Grey

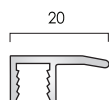
Klik's SLIM END STOP without expansion/compression feature

Aluminium



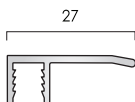
Klik's SLIM END STOP

Aluminium



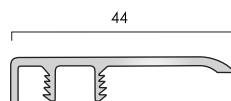
Klik's SLIM LONG END STOP

Aluminium

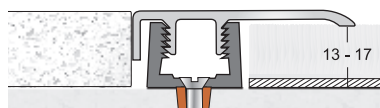


Klik's END STOP

Aluminium




Example application:



Klik's End Stop with KB2 uPVC Base

Finishes



Polished
Aluminium

Satin
Aluminium



Klik's™ Perimeter Floor Trims

Designed to enhance the appearance of the floor and to allow for expansion with timber floor installations. Suitable for timber and ceramic floors.

Finish Available	Stock Length	Length/Tube
KKSL24ES12		
Polished Aluminium 	2.715m	6
KKSL24ES13		
Satin Aluminium 	2.715m	6

Install with Klik's Slim Bases: uPVC - KKSBP9.5, KKSBP12, KKSBP15, KKSBP20. See page 79.

Finish Available	Stock Length	Length/Tube
KKSL2412		
Polished Aluminium 	2.715m	6
KKSL2413		
Satin Aluminium 	2.715m	6

Install with Klik's Slim Bases: uPVC - KKSBP9.5, KKSBP12, KKSBP15, KKSBP20. See page 79

Finish Available	Stock Length	Length/Tube
KKSL121		
Polished Aluminium	2.715m	6
KKSL131		
Satin Aluminium	2.715m	6

Install with Klik's Slim Bases: uPVC - KKSBP9.5, KKSBP12, KKSBP15, KKSBP20. See page 79

Finish Available	Stock Length	Length/Tube
KKSL2712		
Polished Aluminium	2.715m	6
KKSL2713		
Satin Aluminium	2.715m	6

Install with Klik's Slim Bases: uPVC - KKSBP9.5, KKSBP12, KKSBP15, KKSBP20. See page 79

Finish Available	Stock Length	Length/Tube
KK131		
Satin Aluminium	2.715m	6
KK121		
Polished Aluminium	2.715m	6

Install with uPVC Bases: KB1, KB2, KB3. See page 77.

 Powder Coat Finishes



Powder coat finishes are available subject to minimum order quantities and colour specification.



To Special Order



look for the Stick-Fix™ logo



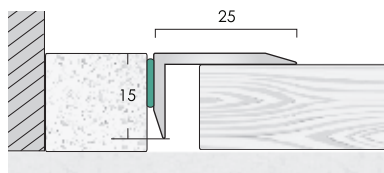
Aluminium Perimeter Trims



Supplied undrilled with Stick-Fix tape pre-applied.
Designed to enhance the appearance of the floor and
to allow for expansion with timber floor installations.
Suitable for timber and stone floors.

PERIMETER TRIMS

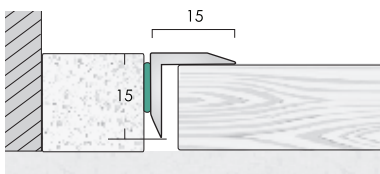
PTA 25/15 OSF



PTA 25/15 OSF

Finish Available	Gauge	Stock Length	Length/Tube
Mill Aluminium	2mm	2.715m	6
Polished Aluminium	2mm	2.715m	6
Satin Aluminium	2mm	2.715m	6

PTA 15/15 OSF



PTA 15/15 OSF

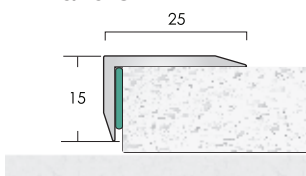
Finish Available	Gauge	Stock Length	Length/Tube
Mill Aluminium	2mm	2.715m	6
Polished Aluminium	2mm	2.715m	6
Satin Aluminium	2mm	2.715m	6



Floor Edging Trims

Aluminium Perimeter Floor Trims can also be used as Floor Edging Trims. For this purpose, the Stick-Fix tape is pre-affixed to the internal face of the vertical, as shown below.

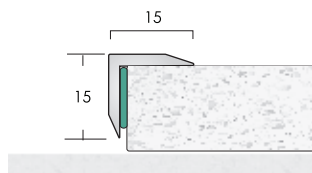
PTA 25/15 ISF



PTA 25/15 ISF

Finish Available	Gauge	Stock Length	Length/Tube
Mill Aluminium	2mm	2.715m	6
Polished Aluminium	2mm	2.715m	6
Satin Aluminium	2mm	2.715m	6

PTA 15/15 ISF




PTA 15/15 ISF

Finish Available	Gauge	Stock Length	Length/Tube
Mill Aluminium	2mm	2.715m	6
Polished Aluminium	2mm	2.715m	6
Satin Aluminium	2mm	2.715m	6

Please note that the finishes are to the top, visible edge only.

Where the finish is also required on another facet of the profile, please consult with the sales office.

Finishes



Polished
Aluminium

Satin
Aluminium

Mill
Aluminium

TSO Powder Coat Finishes



Powder coat finishes are
available subject to minimum
order quantities
and colour specification.



To Special Order



Samples Available



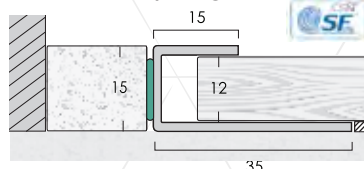
look for the Stick-Fix™ logo



Timberline™ Aluminium Perimeter Floor Trims

Designed to enhance the appearance of the floor and to allow for expansion with timber floor installations. Suitable for timber and ceramic floors. Other sizes available to special order **TSO**.

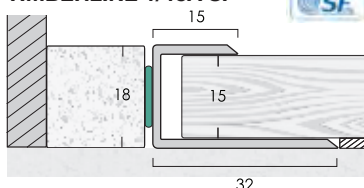
TIMBERLINE 1/12A SF



TIMBERLINE 1/12A SF

Finish Available	Gauge	Stock Length	Length/Tube
Satin Aluminium	1.5mm	2.500m	6

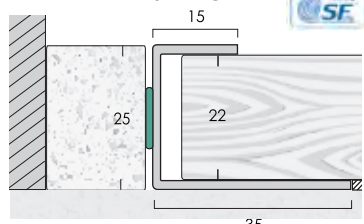
TIMBERLINE 1/15A SF



TIMBERLINE 1/15A SF

Finish Available	Gauge	Stock Length	Length/Tube
Satin Aluminium	1.5mm	2.715m	6

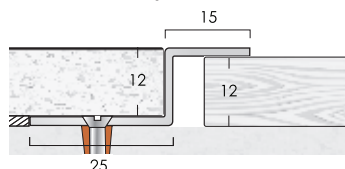
TIMBERLINE 1/22A SF



TIMBERLINE 1/22A SF

Finish Available	Gauge	Stock Length	Length/Tube
Satin Aluminium	1.5mm	2.500m	6

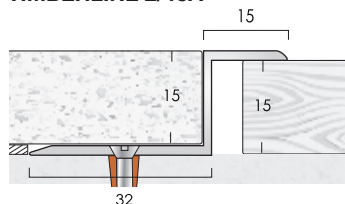
TIMBERLINE 2/12A



TIMBERLINE 2/12A

Finish Available	Gauge	Stock Length	Length/Tube
Satin Aluminium	1.5mm	2.500m	6

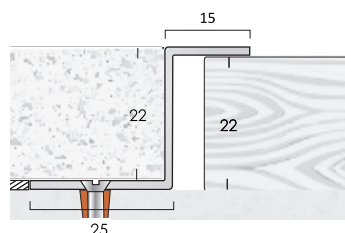
TIMBERLINE 2/15A



TIMBERLINE 2/15A

Finish Available	Gauge	Stock Length	Length/Tube
Satin Aluminium	1.5mm	2.715m	6

TIMBERLINE 2/22A



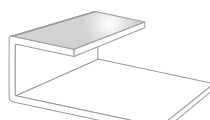
TIMBERLINE 2/22A

Finish Available	Gauge	Stock Length	Length/Tube
Satin Aluminium	1.5mm	2.500m	6

Finish



Satin Aluminium




Visible Top edge finish

Please note that the finishes are to the top visible edge only. Where the finish is also required on another facet of the profile, please consult with the sales office.



Samples Available

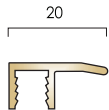
Fixings not supplied



Kliks™ Perimeter Floor Trims

Designed to enhance the appearance of the floor and to allow for expansion with timber floor installations. Suitable for timber and ceramic floors.




Kliks SLIM END STOP Solid Brass



Example application:

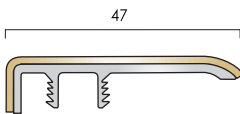


Kliks Slim End Stop with KKSBP12 uPVC Base

Finish Available	Stock Length	Length/Tube
KKSL1		
Polished Brass	2.715m	6
KKSL101		
Satin Brass 	2.715m	6
KKSL210		
Antique Brass 	2.715m	6
KKSL211		
Antique Bronze 	2.715m	6

Also compatible with other Kliks Slim Bases:
uPVC - KKSBP9.5, KKSBP15, KKSBP20. See page 79

Kliks END STOP Aluminium With Brass Cover



Example application:




Kliks End Stop with KB1 uPVC Base

Finish Available	Stock Length	Length/Tube
KK1		
Polished Brass 	2.000m	6
KK101		
Satin Brass 	2.000m	6
KK210		
Antique Brass 	2.000m	6
KK211		
Antique Bronze 	2.000m	6

Also compatible with other Kliks Bases:
uPVC - KB2, KB3. See page 77

Finishes



Polished
Brass


Satin
Brass

Antique
Brass

Antique
Bronze



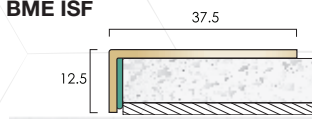
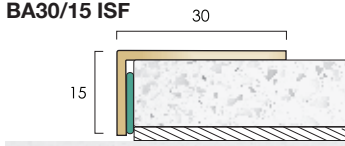
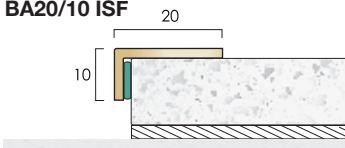
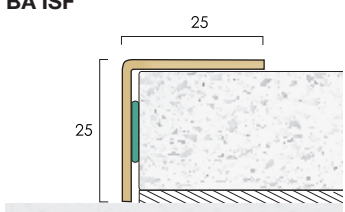
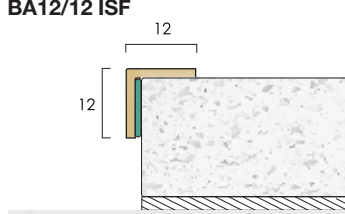
To Special Order



Samples Available



1.5mm gauge

BME ISF**BA30/15 ISF****BA20/10 ISF****BA ISF****BA12/12 ISF**

Finishes



Polished Brass



Satin Brass



Antique Brass



Antique Bronze

look for the Stick-Fix™ logo

**Solid Brass
Floor Edging Trims**

Supplied undrilled with Stick-Fix tape pre-applied. Brass Perimeter Floor Trims can also be used as Floor Edging Trims.

For this purpose, the Stick-Fix tape is pre-affixed to the internal face of the vertical, as shown below.

**BME ISF**

Finish Available	Gauge	Stock Length	Length/Tube
Polished Brass	1.5mm	2.000m	6
Satin Brass	1.5mm	2.000m	6
Antique Brass	1.5mm	2.000m	6
Antique Bronze	1.5mm	2.000m	6

BA30/15 ISF

Finish Available	Gauge	Stock Length	Length/Tube
Polished Brass	1.5mm	2.715m	6
Satin Brass	1.5mm	2.715m	6
Antique Brass	1.5mm	2.715m	6
Antique Bronze	1.5mm	2.715m	6

BA20/10 ISF

Finish Available	Gauge	Stock Length	Length/Tube
Polished Brass	1.5mm	2.715m	6
Satin Brass	1.5mm	2.715m	6
Antique Brass	1.5mm	2.715m	6
Antique Bronze	1.5mm	2.715m	6

BA ISF

Finish Available	Gauge	Stock Length	Length/Tube
Polished Brass	1.5mm	2.000m	6
Satin Brass	1.5mm	2.000m	6
Antique Brass	1.5mm	2.000m	6
Antique Bronze	1.5mm	2.000m	6

BA12/12 ISF

Finish Available	Gauge	Stock Length	Length/Tube
Polished Brass	1.5mm	2.715m	6
Satin Brass	1.5mm	2.715m	6
Antique Brass	1.5mm	2.715m	6
Antique Bronze	1.5mm	2.715m	6



To Special Order



Samples Available



look for the Stick-Fix™ logo

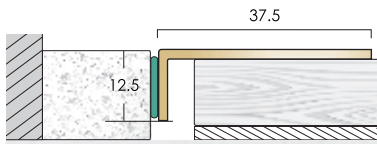


Solid Brass Perimeter Trims




Supplied undrilled with Stick-Fix tape pre-applied.
Designed to enhance the appearance of the floor and
to allow for expansion with timber floor installations.
Suitable for timber and stone floors.



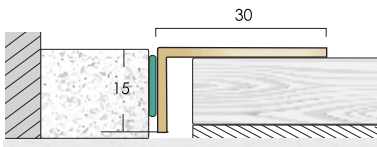
BME OSF




BME OSF

Finish Available	Gauge	Stock Length	Length/Tube
Polished Brass	1.5mm	2.715m	6
Satin Brass	 1.5mm	2.715m	6
Antique Brass	 1.5mm	2.715m	6
Antique Bronze	 1.5mm	2.715m	6

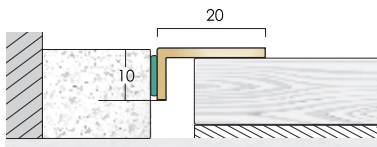
BA30/15 OSF



BA30/15 OSF

Finish Available	Gauge	Stock Length	Length/Tube
Polished Brass	1.5mm	2.715m	6
Satin Brass	 1.5mm	2.715m	6
Antique Brass	 1.5mm	2.715m	6
Antique Bronze	 1.5mm	2.715m	6

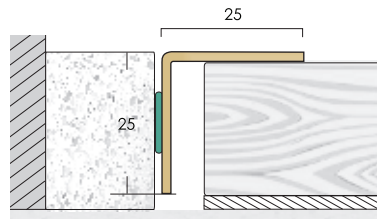
BA20/10 OSF




BA20/10 OSF

Finish Available	Gauge	Stock Length	Length/Tube
Polished Brass	1.5mm	2.715m	6
Satin Brass	 1.5mm	2.715m	6
Antique Brass	 1.5mm	2.715m	6
Antique Bronze	 1.5mm	2.715m	6

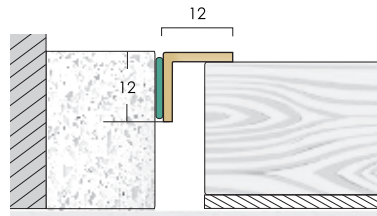
BA OSF



BA OSF

Finish Available	Gauge	Stock Length	Length/Tube
Polished Brass	1.5mm	2.000m	6
Satin Brass	 1.5mm	2.000m	6
Antique Brass	 1.5mm	2.000m	6
Antique Bronze	 1.5mm	2.000m	6


BA12/12 OSF



BA12/12 OSF

Finish Available	Gauge	Stock Length	Length/Tube
Polished Brass	1.5mm	2.715m	6
Satin Brass	 1.5mm	2.715m	6
Antique Brass	 1.5mm	2.715m	6
Antique Bronze	 1.5mm	2.715m	6

Finishes



Polished
Brass


Satin
Brass

Antique
Brass

Antique
Bronze



To Special Order



Samples Available

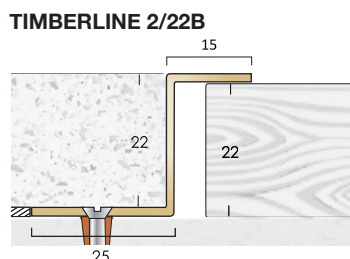
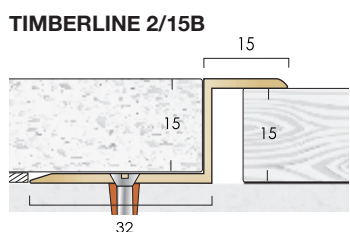
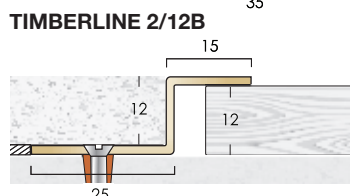
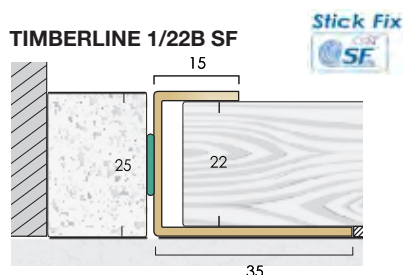
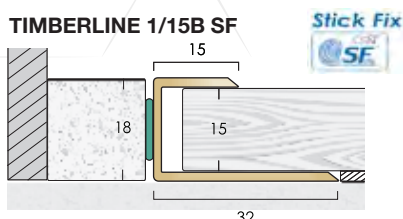
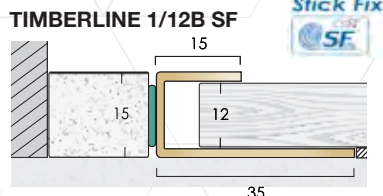


Timberline™ Solid Brass Perimeter Floor Trims


Designed to enhance the appearance of the floor and to allow for expansion with timber floor installations.

Suitable for timber and ceramic floors.

Other sizes available to special order **TSO**.



Finishes

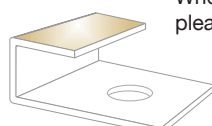


Polished Brass

Satin Brass

Antique Brass

Antique Bronze



Visible Top edge finish

Please note that the finishes are to the top visible edge only. Where the finish is also required on another facet of the profile, please consult with the sales office.



To Special Order



Samples Available

TIMBERLINE 1/12B SF

Finish Available	Gauge	Stock Length	Length/Tube
Polished Brass	1.5mm	2.000m	6
Satin Brass TSO	1.5mm	2.000m	6
Antique Brass TSO	1.5mm	2.000m	6
Antique Bronze TSO	1.5mm	2.000m	6

TIMBERLINE 1/15B SF

Finish Available	Gauge	Stock Length	Length/Tube
Polished Brass	1.5mm	2.715m	6
Satin Brass TSO	1.5mm	2.715m	6
Antique Brass TSO	1.5mm	2.715m	6
Antique Bronze TSO	1.5mm	2.715m	6

TIMBERLINE 1/22B SF

Finish Available	Gauge	Stock Length	Length/Tube
Polished Brass	1.5mm	2.000m	6
Satin Brass TSO	1.5mm	2.000m	6
Antique Brass TSO	1.5mm	2.000m	6
Antique Bronze TSO	1.5mm	2.000m	6

TIMBERLINE 2/12B

Finish Available	Gauge	Stock Length	Length/Tube
Polished Brass	1.5mm	2.000m	6
Satin Brass TSO	1.5mm	2.000m	6
Antique Brass TSO	1.5mm	2.000m	6
Antique Bronze TSO	1.5mm	2.000m	6

TIMBERLINE 2/15B

Finish Available	Gauge	Stock Length	Length/Tube
Polished Brass	1.5mm	2.715m	6
Satin Brass TSO	1.5mm	2.715m	6
Antique Brass TSO	1.5mm	2.715m	6
Antique Bronze TSO	1.5mm	2.715m	6

TIMBERLINE 2/22B

Finish Available	Gauge	Stock Length	Length/Tube
Polished Brass	1.5mm	2.000m	6
Satin Brass TSO	1.5mm	2.000m	6
Antique Brass TSO	1.5mm	2.000m	6
Antique Bronze TSO	1.5mm	2.000m	6

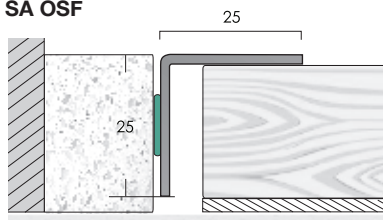


Stainless Steel Perimeter Floor Trims

Supplied undrilled with Stick-Fix tape pre-applied. Designed to enhance the appearance of the floor and to allow for expansion with timber floor installations. Suitable for timber and stone floors.



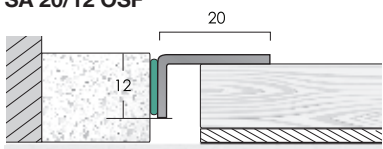
SA OSF



SA OSF

Finish Available	Gauge	Stock Length	Length/Tube
Bright Stainless Steel	1.5mm	2.000m	6
Brushed Stainless Steel	1.5mm	2.000m	6

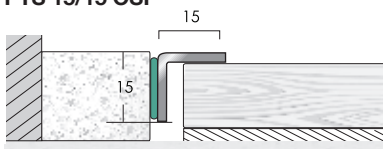
SA 20/12 OSF



SA 20/12 OSF

Finish Available	Gauge	Stock Length	Length/Tube
Bright Stainless Steel	1.5mm	2.000m	6
Brushed Stainless Steel	1.5mm	2.000m	6

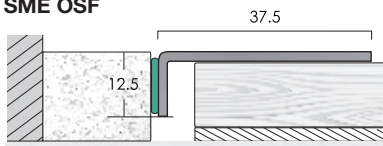
PTS 15/15 OSF



PTS 15/15 OSF

Finish Available	Gauge	Stock Length	Length/Tube
Bright Stainless Steel	1.5mm	2.000m	6
Brushed Stainless Steel	1.5mm	2.000m	6


SME OSF



SME OSF

Finish Available	Gauge	Stock Length	Length/Tube
Bright Stainless Steel	1.5mm	2.000m	6
Brushed Stainless Steel	1.5mm	2.000m	6

Finishes



Bright
Stainless Steel Brushed
Stainless Steel



Samples Available



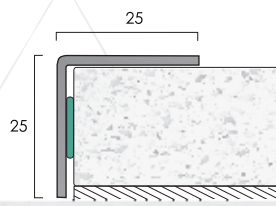
Stainless Steel Floor Edging Trims



Supplied undrilled with Stick-Fix tape pre-applied. Stainless Steel Perimeter Floor Trims can also be used as Floor Edging Trims.

For this purpose, the Stick-Fix tape is pre-affixed to the internal face of the vertical, as shown below. Suitable for timber and stone floors.

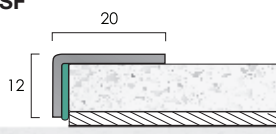
SA ISF



SA ISF

Finish Available	Gauge	Stock Length	Length/Tube
Bright Stainless Steel	1.5mm	2.000m	6
Brushed Stainless Steel	1.5mm	2.000m	6

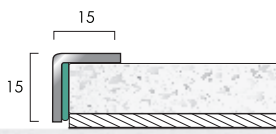
SA 20/12 ISF



SA 20/12 ISF

Finish Available	Gauge	Stock Length	Length/Tube
Bright Stainless Steel	1.5mm	2.000m	6
Brushed Stainless Steel	1.5mm	2.000m	6

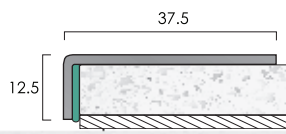
PTS 15/15 ISF



PTS 15/15 ISF

Finish Available	Gauge	Stock Length	Length/Tube
Bright Stainless Steel	1.5mm	2.000m	6
Brushed Stainless Steel	1.5mm	2.000m	6

SME ISF



SME ISF

Finish Available	Gauge	Stock Length	Length/Tube
Bright Stainless Steel	1.5mm	2.000m	6
Brushed Stainless Steel	1.5mm	2.000m	6

Finishes



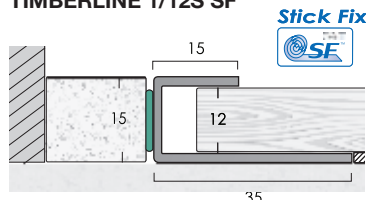
Samples Available



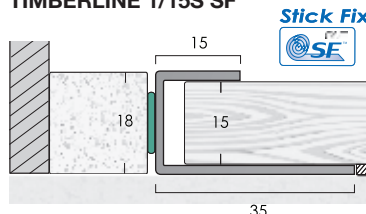
Timberline™ Stainless Steel Perimeter Floor Trims

Designed to enhance the appearance of the floor and to allow for expansion with timber floor installations. Suitable for timber and ceramic floors. Other sizes available to special order **TSO**.

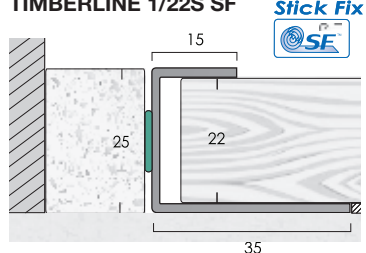
TIMBERLINE 1/12S SF



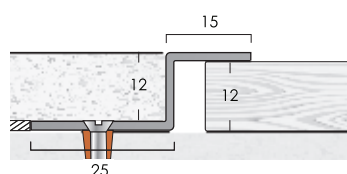
TIMBERLINE 1/15S SF



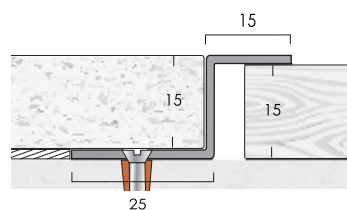
TIMBERLINE 1/22S SF



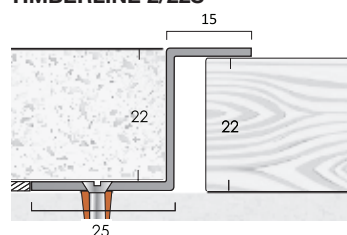
TIMBERLINE 2/12S



TIMBERLINE 2/15S

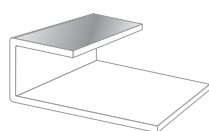


TIMBERLINE 2/22S



Finishes


Bright
Stainless Steel

Brushed
Stainless Steel


Visible Top edge finish

TIMBERLINE 1/12S SF

Finish Available	Gauge	Stock Length	Screw Size	Length/Tube
Bright Stainless Steel	1.5mm	2.000m	6	6
Brushed Stainless Steel	1.5mm	2.000m	6	6

TIMBERLINE 1/15S SF

Finish Available	Gauge	Stock Length	Screw Size	Length/Tube
Bright Stainless Steel	1.5mm	2.000m	6	6
Brushed Stainless Steel	1.5mm	2.000m	6	6

TIMBERLINE 1/22S SF

Finish Available	Gauge	Stock Length	Screw Size	Length/Tube
Bright Stainless Steel	1.5mm	2.000m	6	6
Brushed Stainless Steel	1.5mm	2.000m	6	6

TIMBERLINE 2/12S

Finish Available	Gauge	Stock Length	Screw Size	Length/Tube
Bright Stainless Steel	1.5mm	2.000m	6	6
Brushed Stainless Steel	1.5mm	2.000m	6	6

TIMBERLINE 2/15S

Finish Available	Gauge	Stock Length	Screw Size	Length/Tube
Bright Stainless Steel	1.5mm	2.000m	6	6
Brushed Stainless Steel	1.5mm	2.000m	6	6

TIMBERLINE 2/22S

Finish Available	Gauge	Stock Length	Screw Size	Length/Tube
Bright Stainless Steel	1.5mm	2.000m	6	6
Brushed Stainless Steel	1.5mm	2.000m	6	6

Please note that the finishes are to the top visible edge only.
Where the finish is also required on another facet of the profile, please consult with the sales office.



To Special Order



Samples Available

Fixings not supplied



look for the Stick-Fix™ logo

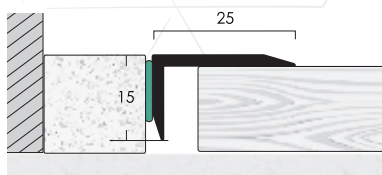


uPVC Perimeter Trims

Supplied undrilled with Stick-Fix tape pre-applied. Designed to enhance the appearance of the floor and to allow for expansion with timber floor installations. Suitable for timber and stone floors.



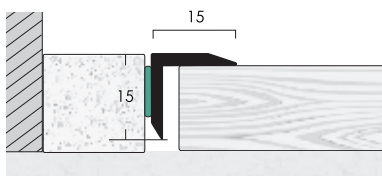
PTP 25/15 OSF



PTP 25/15 OSF

Colours Available	Gauge	Stock Length	Length/Tube
Black	2mm	2.715m	6
Light Grey	2mm	2.715m	6
White	2mm	2.715m	6

PTP 15/15 OSF



PTP 15/15 OSF

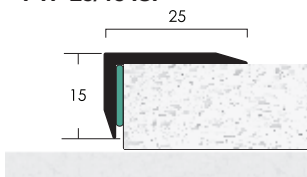
Colours Available	Gauge	Stock Length	Length/Tube
Black	2mm	2.715m	6
Light Grey	2mm	2.715m	6
White	2mm	2.715m	6



Floor Edging Trims

uPVC Perimeter Floor Trims can also be used as Floor Edging Trims. For this purpose, the Stick-Fix tape is pre-affixed to the internal face of the vertical, as shown below.

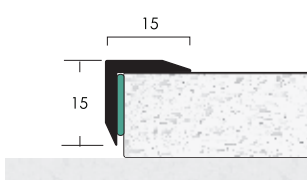
PTP 25/15 ISF



PTP 25/15 ISF

Colours Available	Gauge	Stock Length	Length/Tube
Black	2mm	2.715m	6
Light Grey	2mm	2.715m	6
White	2mm	2.715m	6

PTP 15/15 ISF



PTP 15/15 ISF

Colours Available	Gauge	Stock Length	Length/Tube
Black	2mm	2.715m	6
Light Grey	2mm	2.715m	6
White	2mm	2.715m	6

Colours



Black



Light Grey



White


TSO Special Colours



Special colours are available subject to minimum order quantities and colour specification.



To Special Order



Samples Available

Metal Inlay Strips

Aluminium, Brass & Stainless Steel





Floor Inlay Feature

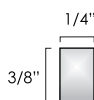
Aluminium Profile FPA 10x3

(Imperial sizes)

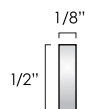


Profile FPA 10x6

Also available 16 x 6 to special order



Profile FPA 12x3



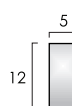
Stainless Steel Profile FPSS 10x3

(Metric sizes)



Profile FPSS 12x5

Also available 5 x 5 to special order

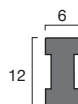


PVC

Profile PIP 10



Profile PIP 12

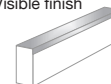


Floor & Wall Metal Inlay Strips Aluminium, Stainless Steel & PVC

Typical Installation: To create designs and patterns on floors and walls. Tolerance allowance should always be made when rebating to allow for any variation in size.

Please note that the finishes are to the top edge and approximately 3mm down the vertical edges only. Where the finish is also required on another aspect of the profile, please consult with the sales office.

Visible finish



FPA 10x3

Finish Available	Stock Length	Length/Tube
Mill Aluminium	2.500m	6
*Polished Aluminium 	2.500m	6
Satin Aluminium 	2.500m	6

*minimum quantity 50 lengths.

FPA 10x6

Finish Available	Stock Length	Length/Tube
Mill Aluminium	2.500m	6
*Polished Aluminium 	2.500m	6
Satin Aluminium 	2.500m	6

*minimum quantity 50 lengths.

FPA 12x3

Finish Available	Stock Length	Length/Tube
Mill Aluminium	2.500m	6
*Polished Aluminium 	2.500m	6
Satin Aluminium 	2.500m	6

*minimum quantity 50 lengths.

FPSS 10x3

Finish Available	Stock Length	Length/Tube
Mill Stainless Steel	2.000m	6

FPSS 12x5

Finish Available	Stock Length	Length/Tube
Mill Stainless Steel	2.000m	6

Profile PIP 10

Finish Available	Stock Length	Length/Tube
Black & Granite	2.750m	6

Profile PIP 12

Finish Available	Stock Length	Length/Tube
Black & Granite	2.750m	6

Aluminium Finishes



Mill Aluminium



Polished Aluminium



Satin Aluminium

Stainless Steel Finish



Mill Stainless Steel

PVC Finishes



Black



Granite



To Special Order

Samples Available
prior to rebating.



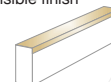
Floor inlay feature

Floor & Wall Metal Inlay Strips Brass

Typical Installation: To create designs and patterns on floors and walls. Tolerance allowance should always be made when rebating to allow for any variation in size.

Please note that the finishes are to the top edge and approximately 3mm down the vertical edges only. Where the finish is also required on another aspect of the profile, please consult with the sales office.

Visible finish



Profile FPB 6x3



FPB 6x3

Finish Available	Stock Length	Length/Tube
Mill Brass	2.000m	6
	3.000m	6

Profile FPB 10x3



FPB 10x3

Finish Available	Stock Length	Length/Tube
Mill Brass	2.000m	6
*Polished Brass 	2.000m	6
Satin Brass 	2.000m	6
Antique Brass 	2.000m	6
Antique Bronze 	2.000m	6

*minimum quantity 50 lengths.

Profile FPB 10x6

Also available 6 x 6 to special order




FPB 10x6

Finish Available	Stock Length	Length/Tube
Mill Brass	2.000m	6
*Polished Brass 	2.000m	6
Satin Brass 	2.000m	6
Antique Brass 	2.000m	6
Antique Bronze 	2.000m	6

*minimum quantity 50 lengths.

Profile FPB 12x3



FPB 12x3

Finish Available	Stock Length	Length/Tube
Mill Brass	2.000m	6
	3.000m	6
*Polished Brass 	2.000m	6
	3.000m	6
Satin Brass 	2.000m	6
	3.000m	6
Antique Brass 	2.000m	6
	3.000m	6
Antique Bronze 	2.000m	6
	3.000m	6

*minimum quantity 50 lengths.

Finishes



Mill Brass



Polished Brass



Satin Brass



Antique Brass



Antique Bronze



To Special Order



Samples Available prior to rebating.



floor inlay feature

Profile FPB 16x3Also available 16 x 6
to special order

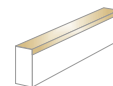
Floor & Wall Metal Inlay Strips

Brass

Typical Installation: To create designs and patterns on floors and walls. Tolerance allowance should always be made when rebating to allow for any variation in size.

Please note that the finishes are to the top edge and approximately 3mm down the vertical edges only.
Where the finish is also required on another aspect of the profile, please consult with the sales office.





Visible finish

**FPB 16x3**

Finish Available	Stock Length	Length/Tube
Mill Brass	2.000m	6
*Polished Brass 	2.000m	6
Satin Brass 	2.000m	6
Antique Brass 	2.000m	6
Antique Bronze 	2.000m	6

*minimum quantity 50 lengths.

Profile FPB 19x3Also available 19 x 6
to special order**FPB 19x3**

Finish Available	Stock Length	Length/Tube
Mill Brass	2.000m	6
	3.000m	6
*Polished Brass 	2.000m	6
	3.000m	6
Satin Brass 	2.000m	6
	3.000m	6
Antique Brass 	2.000m	6
	3.000m	6
Antique Bronze 	2.000m	6
	3.000m	6

*minimum quantity 50 lengths.

Finishes

Mill
BrassPolished
BrassSatin
BrassAntique
BrassAntique
Bronze

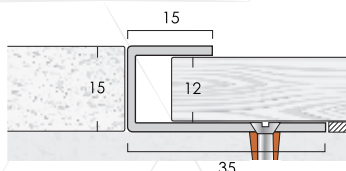
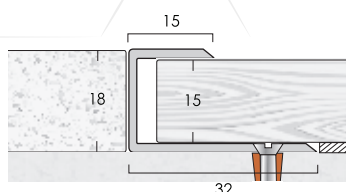
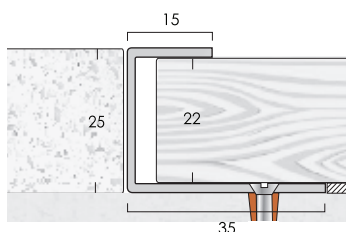
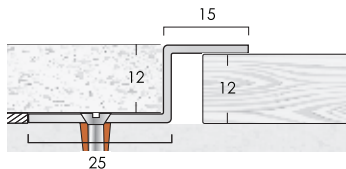
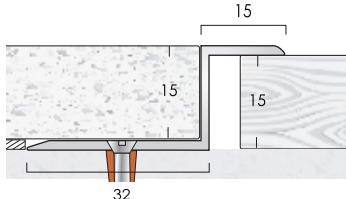
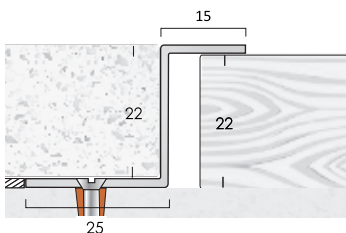
To Special Order

Samples Available
prior to rebating.

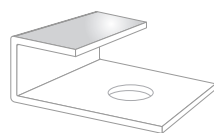
Timberline™ Profiles For Timber Floors

Aluminium, Brass
& Stainless Steel



**TIMBERLINE 1/12A****TIMBERLINE 1/15A****TIMBERLINE 1/22A****TIMBERLINE 2/12A****TIMBERLINE 2/15A****TIMBERLINE 2/22A**

Finish

Satin
Aluminium

Visible Top edge

Timberline™ Aluminium Profiles For Timber Floors

Designed to allow for expansion with timber floor installations.
Suitable for timber and ceramic floors.
Other sizes available to special order **TSO**.

TIMBERLINE 1/12A

Finish Available	Gauge	Stock Length	Screw Size	Length/Tube
Satin Aluminium	1.5mm	2.500m	6	6

TIMBERLINE 1/15A

Finish Available	Gauge	Stock Length	Screw Size	Length/Tube
Satin Aluminium	1.5mm	2.715m	6	6

TIMBERLINE 1/22A

Finish Available	Gauge	Stock Length	Screw Size	Length/Tube
Satin Aluminium	1.5mm	2.500m	6	6

TIMBERLINE 2/12A

Finish Available	Gauge	Stock Length	Screw Size	Length/Tube
Satin Aluminium	1.5mm	2.500m	6	6

TIMBERLINE 2/15A

Finish Available	Gauge	Stock Length	Screw Size	Length/Tube
Satin Aluminium	1.5mm	2.715m	6	6

TIMBERLINE 2/22A

Finish Available	Gauge	Stock Length	Screw Size	Length/Tube
Satin Aluminium	1.5mm	2.500m	6	6

Please note that the finish is to the top visible edge only.
Where the finish is also required on another facet of the profile, please consult with the sales office.



Samples Available
Fixings not supplied



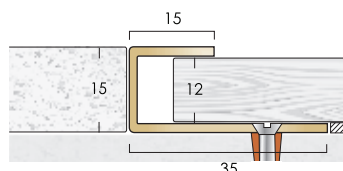
Timberline™ Solid Brass Profiles For Timber Floors

Designed to allow for expansion with timber floor installations.

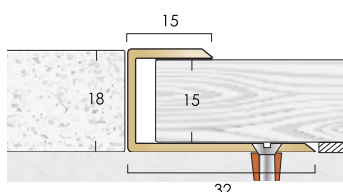
Suitable for timber and ceramic floors.

Other sizes available to special order **TSO**.

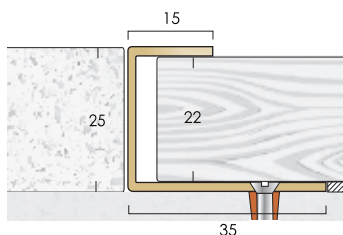
TIMBERLINE 1/12B



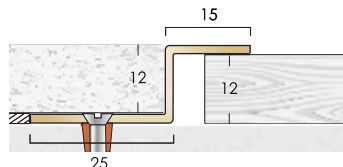
TIMBERLINE 1/15B



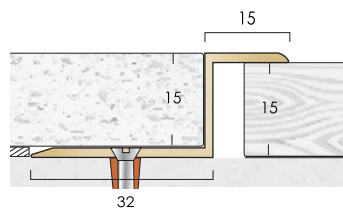
TIMBERLINE 1/22B



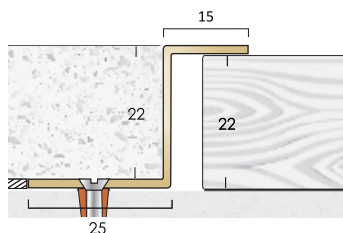
TIMBERLINE 2/12B




TIMBERLINE 2/15B



TIMBERLINE 2/22B



Finishes



Polished
Brass

Satin
Brass

Antique
Brass

Antique
Bronze

TIMBERLINE 1/12B

Finish Available	Gauge	Stock Length	Screw Size	Length/Tube
Polished Brass	1.5mm	2.000m	6	6
Satin Brass	TSO 1.5mm	2.000m	6	6
Antique Brass	TSO 1.5mm	2.000m	6	6
Antique Bronze	TSO 1.5mm	2.000m	6	6

TIMBERLINE 1/15B

Finish Available	Gauge	Stock Length	Screw Size	Length/Tube
Polished Brass	1.5mm	2.715m	6	6
Satin Brass	TSO 1.5mm	2.715m	6	6
Antique Brass	TSO 1.5mm	2.715m	6	6
Antique Bronze	TSO 1.5mm	2.715m	6	6

TIMBERLINE 1/22B

Finish Available	Gauge	Stock Length	Screw Size	Length/Tube
Polished Brass	1.5mm	2.000m	6	6
Satin Brass	TSO 1.5mm	2.000m	6	6
Antique Brass	TSO 1.5mm	2.000m	6	6
Antique Bronze	TSO 1.5mm	2.000m	6	6

TIMBERLINE 2/12B

Finish Available	Gauge	Stock Length	Screw Size	Length/Tube
Polished Brass	1.5mm	2.000m	6	6
Satin Brass	TSO 1.5mm	2.000m	6	6
Antique Brass	TSO 1.5mm	2.000m	6	6
Antique Bronze	TSO 1.5mm	2.000m	6	6

TIMBERLINE 2/15B

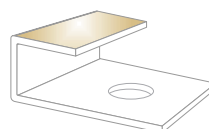
Finish Available	Gauge	Stock Length	Screw Size	Length/Tube
Polished Brass	1.5mm	2.715m	6	6
Satin Brass	TSO 1.5mm	2.715m	6	6
Antique Brass	TSO 1.5mm	2.715m	6	6
Antique Bronze	TSO 1.5mm	2.715m	6	6

TIMBERLINE 2/22B

Finish Available	Gauge	Stock Length	Screw Size	Length/Tube
Polished Brass	1.5mm	2.000m	6	6
Satin Brass	TSO 1.5mm	2.000m	6	6
Antique Brass	TSO 1.5mm	2.000m	6	6
Antique Bronze	TSO 1.5mm	2.000m	6	6

Please note that the finishes are to the top visible edge only.

Where the finish is also required on another facet of the profile, please consult with the sales office.



Visible Top edge



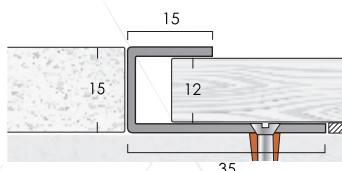
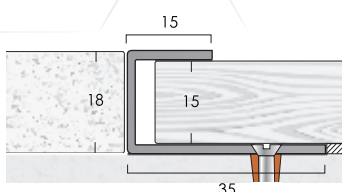
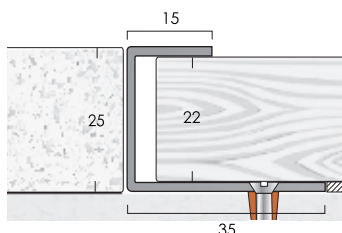
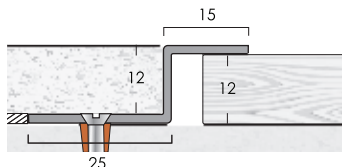
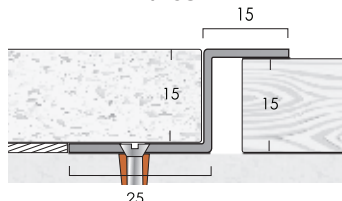
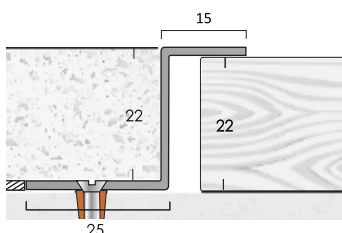
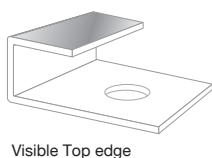
To Special Order



Samples Available
Fixings not supplied



Timberline 1/15S curved

TIMBERLINE 1/12S**TIMBERLINE 1/15S****TIMBERLINE 1/22S****TIMBERLINE 2/12S****TIMBERLINE 2/15S****TIMBERLINE 2/22S****Finishes**Bright
Stainless Steel Brushed
Stainless Steel

Visible Top edge

Timberline™**Stainless Steel Profiles For Timber Floors**

Designed to allow for expansion with timber floor installations.
Suitable for timber and ceramic floors.
Other sizes available to special order **TSO**.

TIMBERLINE 1/12S

Finish Available	Gauge	Stock Length	Screw Size	Length/Tube
Bright Stainless Steel	1.5mm	2.000m	6	6
Brushed Stainless Steel	1.5mm	2.000m	6	6

TIMBERLINE 1/15S

Finish Available	Gauge	Stock Length	Screw Size	Length/Tube
Bright Stainless Steel	1.5mm	2.000m	6	6
Brushed Stainless Steel	1.5mm	2.000m	6	6

TIMBERLINE 1/22S

Finish Available	Gauge	Stock Length	Screw Size	Length/Tube
Bright Stainless Steel	1.5mm	2.000m	6	6
Brushed Stainless Steel	1.5mm	2.000m	6	6

TIMBERLINE 2/12S

Finish Available	Gauge	Stock Length	Screw Size	Length/Tube
Bright Stainless Steel	1.5mm	2.000m	6	6
Brushed Stainless Steel	1.5mm	2.000m	6	6

TIMBERLINE 2/15S

Finish Available	Gauge	Stock Length	Screw Size	Length/Tube
Bright Stainless Steel	1.5mm	2.000m	6	6
Brushed Stainless Steel	1.5mm	2.000m	6	6

TIMBERLINE 2/22S

Finish Available	Gauge	Stock Length	Screw Size	Length/Tube
Bright Stainless Steel	1.5mm	2.000m	6	6
Brushed Stainless Steel	1.5mm	2.000m	6	6

Please note that the finishes are to the top visible edge only.
Where the finish is also required on another facet of the profile,
please consult with the sales office.




To Special Order

Samples Available
Fixings not supplied

Matwell Frames

Aluminium, Brass
& Stainless Steel





Matwell Frames

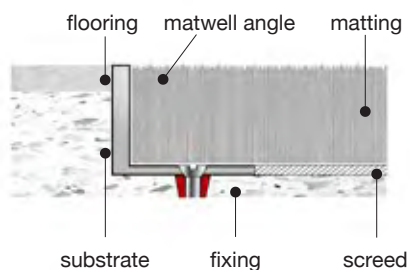
Produced to customer sizes.

All matwell frames have safety edge machine finished corners.

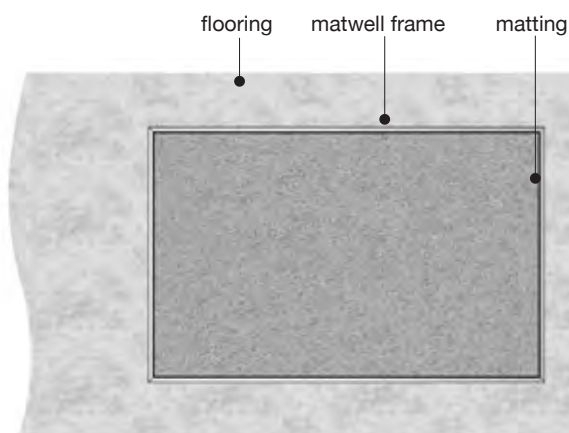
Examples of pre-fabricated matwell frames

ANGLE FRAME

Base fixed



cross section view

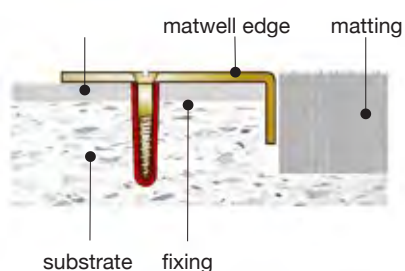


plan view

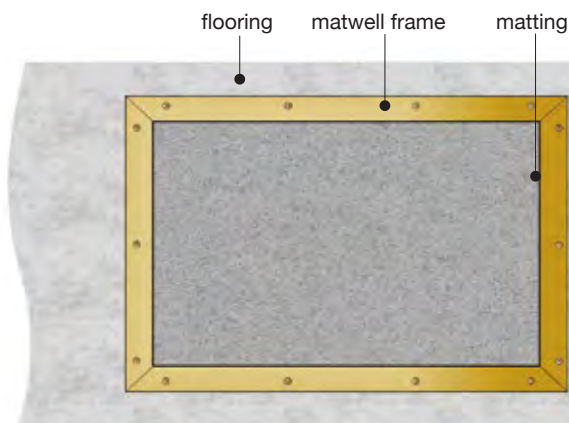
Options:
Pre-cut mitres. Pre-cut mitres with welded base (subject to frame size).

MATWELL EDGE FRAME

Top fixed



cross section view

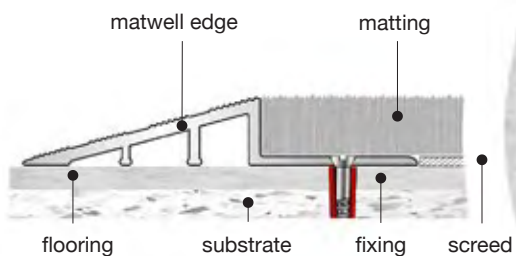


plan view

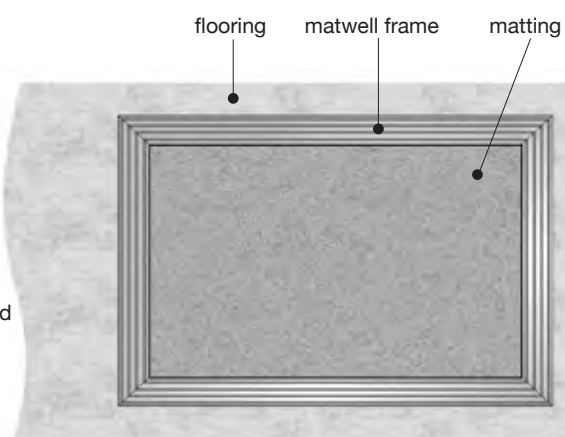
Options:
Pre-cut mitres.

RAMP EDGE FRAME

Base fixed



cross section view



plan view

Options:
Pre-cut mitres with welded base (subject to frame size).

Fixings not supplied



Matwell Frame Base Fix Profiles

Standard popular sections listed.

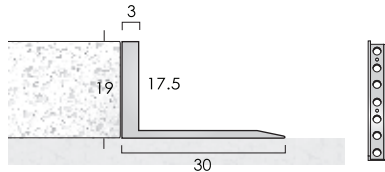
Frames are available in other profiles in the C.A.T. range, subject to availability.

Supplied with pre-punched bases for adhesive fixing.

For mechanical fixing, use size 6 screws.

ALUMINIUM ANGLES

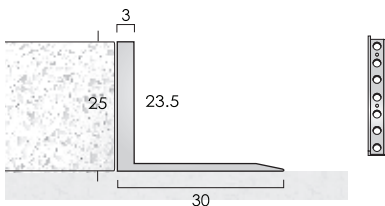
A19



A19

Finish Available	Stock Length	Length/Tube
Mill Aluminium	2.715m	6
Satin Aluminium TSO	2.715m	6
Polished Aluminium TSO	2.715m	6

A25

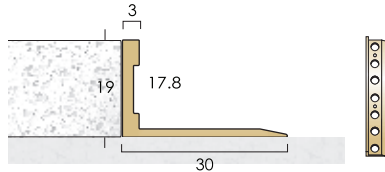


A25

Finish Available	Stock Length	Length/Tube
Mill Aluminium	2.715m	6
Satin Aluminium TSO	2.715m	6
Polished Aluminium TSO	2.715m	6

SOLID BRASS ANGLES

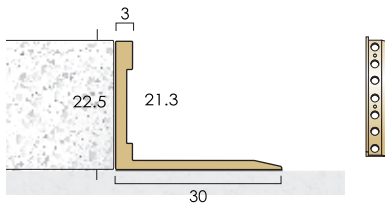
B19



B19

Finish Available	Gauge	Stock Length	Length/Tube
Polished Brass	1.5mm	2.715m	6
Satin Brass TSO	1.5mm	2.715m	6
Antique Brass TSO	1.5mm	2.715m	6
Antique Bronze TSO	1.5mm	2.715m	6

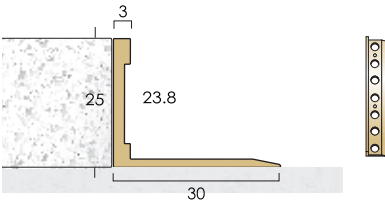
B22.5



B22.5

Finish Available	Gauge	Stock Length	Length/Tube
Polished Brass	1.5mm	2.715m	6
Satin Brass TSO	1.5mm	2.715m	6
Antique Brass TSO	1.5mm	2.715m	6
Antique Bronze TSO	1.5mm	2.715m	6

B25




B25

Finish Available	Gauge	Stock Length	Length/Tube
Polished Brass	1.5mm	2.715m	6
Satin Brass TSO	1.5mm	2.715m	6
Antique Brass TSO	1.5mm	2.715m	6
Antique Bronze TSO	1.5mm	2.715m	6

Please note that the finishes are to the top visible edge only.

Where the finish is also required on another facet of the profile, please consult with the sales office.

Finishes



Mill Aluminium

Satin Aluminium

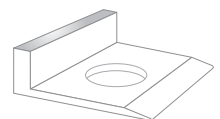
Polished Aluminium

Polished Brass


Satin Brass

Antique Brass

Antique Bronze



Visible Top edge finish



Samples Available



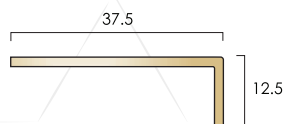
To Special Order



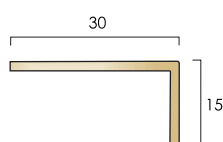
SOLID BRASS ANGLES

Standard supplied undrilled. Drilling available on request when supplied in lengths. Supplied drilled in matwell frame format, ordered frame sizes.

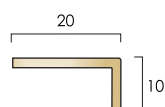
BME



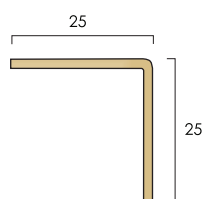
BA30/15



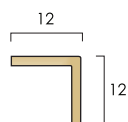
BA20/10



BA



BA12/12



Finishes



Polished Brass



Satin Brass



Antique Brass



Antique Bronze

Matwell Frame Top Fix Profiles & Small Angles

In addition to profiles shown, there are a number of C.A.T. brass and aluminium stair nosings that can be supplied in matwell frames. Typical suggestions, BN9 and BN1SLR brass and AN1SLR aluminium.

BME

Finish Available	Gauge	Stock Length	Length/Tube
Polished Brass	1.5mm	2.000m	6
Satin Brass	 1.5mm	2.000m	6
Antique Brass	 1.5mm	2.000m	6
Antique Bronze	 1.5mm	2.000m	6

BA30/15

Finish Available	Gauge	Stock Length	Length/Tube
Polished Brass	1.5mm	2.715m	6
Satin Brass	 1.5mm	2.715m	6
Antique Brass	 1.5mm	2.715m	6
Antique Bronze	 1.5mm	2.715m	6

BA20/10

Finish Available	Gauge	Stock Length	Length/Tube
Polished Brass	1.5mm	2.715m	6
Satin Brass	 1.5mm	2.715m	6
Antique Brass	 1.5mm	2.715m	6
Antique Bronze	 1.5mm	2.715m	6

BA


Finish Available	Gauge	Stock Length	Length/Tube
Polished Brass	1.5mm	2.715m	6
Satin Brass	 1.5mm	2.715m	6
Antique Brass	 1.5mm	2.715m	6
Antique Bronze	 1.5mm	2.715m	6

BA12/12

Finish Available	Gauge	Stock Length	Length/Tube
Polished Brass	1.5mm	2.715m	6
Satin Brass	 1.5mm	2.715m	6
Antique Brass	 1.5mm	2.715m	6
Antique Bronze	 1.5mm	2.715m	6



To Special Order



Samples Available



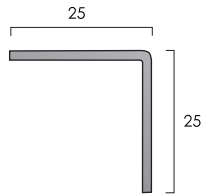
Matwell Frame Top Fix Profiles

In addition to profiles shown, there are a number of C.A.T. brass and aluminium stair nosings that can be supplied in matwell frames. Typical suggestions, BN9 and BN1SLR brass and AN1SLR aluminium.

STAINLESS STEEL - Grade 304L

Standard supplied undrilled. Drilling available on request when supplied in lengths. Supplied drilled in matwell frame format, ordered frame sizes.

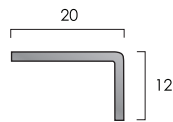
SA



SA

Finish Available	Gauge	Stock Length	Length/Tube
Bright Stainless Steel	1.5mm	2.000m	6
Brushed Stainless Steel	1.5mm	2.000m	6

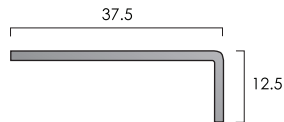
SA20/12



SA20/12


Finish Available	Gauge	Stock Length	Length/Tube
Bright Stainless Steel	1.5mm	2.000m	6
Brushed Stainless Steel	1.5mm	2.000m	6

SME



SME

Finish Available	Gauge	Stock Length	Length/Tube
Bright Stainless Steel	1.5mm	2.000m	6
Brushed Stainless Steel	1.5mm	2.000m	6




Finishes



Bright
Stainless Steel

Brushed
Stainless Steel



Samples Available

Aluminium Angles & Tag Trim™ Formable Angles



Angles and Tag Trim™ Formable Angles




A fine line between a straight floor and a great floor.
For over 25 years.

General

The Angles section of this guide has angles in Aluminium, Brass, Stainless Steel and PVC.

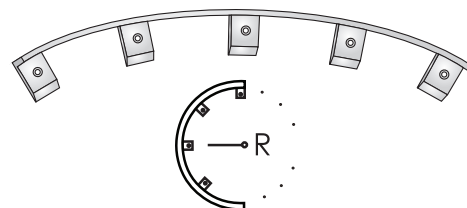
Angles create a defining line between floor coverings from 4.5mm to 25mm in height.

For Straight Runs



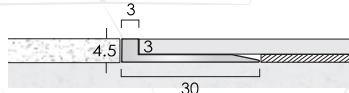
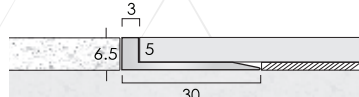
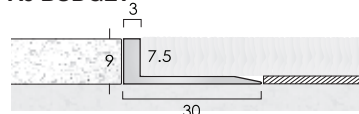
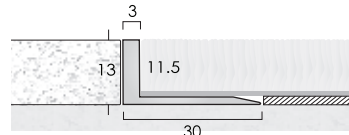
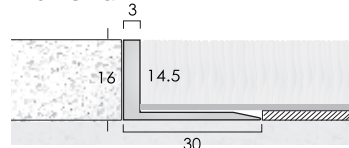
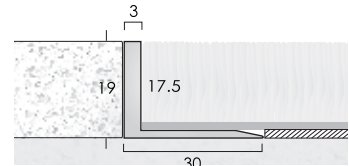
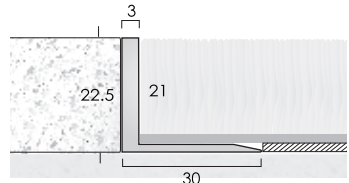
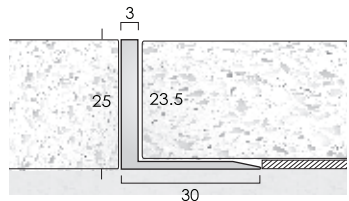
Standard angles are supplied with pre-punched bases for adhesive fixing.

For Curved Runs



Tag Trim angles have pre-drilled fixing tags at 80mm centres for forming curves on site.

The minimum radius to which Tag Trim angles can be formed is depicted with this symbol above which is shown against each angle:

**A4.5 BUDGET****A6.5 BUDGET****A9 BUDGET****A13 BUDGET****A16 BUDGET****A19 BUDGET****A22.5 BUDGET****A25 BUDGET**

Finish

Mill
Aluminium

Budget Aluminium Angles For Straights

To create a neat, straight edge between floor coverings.

Supplied with unpunched bases.

Available in full tubes only.

A4.5 BUDGET

Finish Available	Stock Length	Length/Tube
Mill Aluminium	2.715m	10

A6.5 BUDGET

Finish Available	Stock Length	Length/Tube
Mill Aluminium	2.715m	10

A9 BUDGET

Finish Available	Stock Length	Length/Tube
Mill Aluminium	2.715m	10

A13 BUDGET

Finish Available	Stock Length	Length/Tube
Mill Aluminium	2.715m	10

A16 BUDGET

Finish Available	Stock Length	Length/Tube
Mill Aluminium	2.715m	10

A19 BUDGET

Finish Available	Stock Length	Length/Tube
Mill Aluminium	2.715m	10

A22.5 BUDGET

Finish Available	Stock Length	Length/Tube
Mill Aluminium	2.715m	10

A25 BUDGET

Finish Available	Stock Length	Length/Tube
Mill Aluminium	2.715m	10



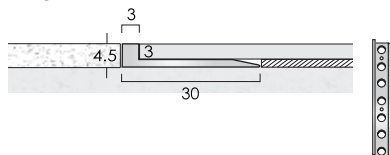
Samples Available



Aluminium Angles For Straights

To create a neat, straight edge between floor coverings.
Supplied with pre-punched bases for adhesive fixing.
For mechanical fixing, use screw size 6.

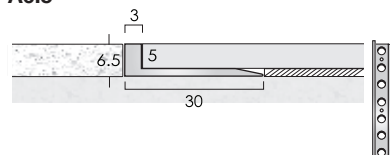
A4.5



A4.5

Finish Available	Stock Length	Screw Size	Length/Tube
Mill Aluminium	2.715m	6	6
Satin Aluminium	TSO 2.715m	6	6
Polished Aluminium	TSO 2.715m	6	6
Black Anodised	2.715m	6	6

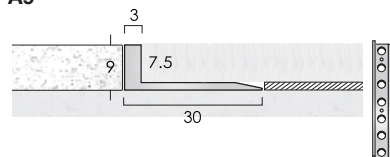
A6.5



A6.5

Finish Available	Stock Length	Screw Size	Length/Tube
Mill Aluminium	2.715m	6	6
Satin Aluminium	TSO 2.715m	6	6
Polished Aluminium	TSO 2.715m	6	6
Black Anodised	2.715m	6	6

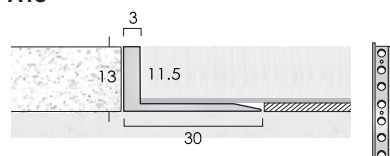
A9



A9

Finish Available	Stock Length	Screw Size	Length/Tube
Mill Aluminium	2.715m	6	6
Satin Aluminium	TSO 2.715m	6	6
Polished Aluminium	TSO 2.715m	6	6
Black Anodised	2.715m	6	6

A13



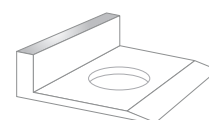

A13

Finish Available	Stock Length	Screw Size	Length/Tube
Mill Aluminium	2.715m	6	6
Satin Aluminium	TSO 2.715m	6	6
Polished Aluminium	TSO 2.715m	6	6
Black Anodised	2.715m	6	6

Please note that the above finishes are to the top visible edge only.
*except Black Anodised.

Where the finish is also required on another facet of the profile,
please consult with the sales office.

Finishes



Visible Top edge finish



To Special Order



Samples Available

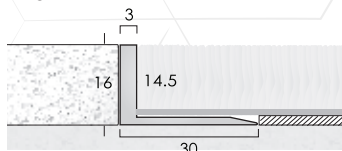
Fixings not supplied



Aluminium Angles For Straights

To create a neat, straight edge between floor coverings.
Supplied with pre-punched bases for adhesive fixing.
For mechanical fixing, use screw size 6.

A16

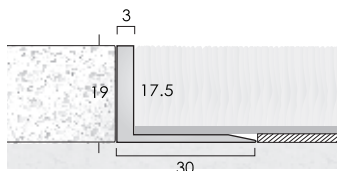


A16



Finish Available	Stock Length	Screw Size	Length/Tube
Mill Aluminium	2.715m	6	6
Satin Aluminium TSO	2.715m	6	6
Polished Aluminium TSO	2.715m	6	6
Black Anodised	2.715m	6	6

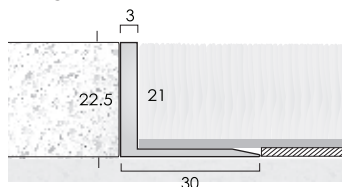
A19



A19

Finish Available	Stock Length	Screw Size	Length/Tube
Mill Aluminium	2.715m	6	6
Satin Aluminium TSO	2.715m	6	6
Polished Aluminium TSO	2.715m	6	6

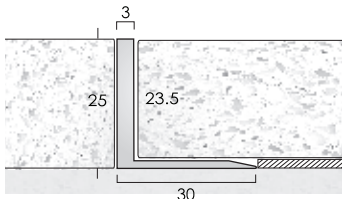
A22.5



A22.5

Finish Available	Stock Length	Screw Size	Length/Tube
Mill Aluminium	2.715m	6	6
Satin Aluminium TSO	2.715m	6	6
Polished Aluminium TSO	2.715m	6	6

A25




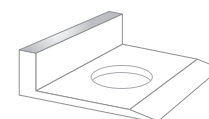
A25

Finish Available	Stock Length	Screw Size	Length/Tube
Mill Aluminium	2.715m	6	6
Satin Aluminium TSO	2.715m	6	6
Polished Aluminium TSO	2.715m	6	6

Please note that the above finishes are to the top visible edge only*except Black Anodised.

Where the finish is also required on another facet of the profile, please consult with the sales office.

Finishes

Mill
AluminiumPolished
AluminiumSatin
Aluminium*Black
Anodised

Visible Top edge finish



Samples Available

Fixings not supplied



To Special Order



Tag Trim™ Formable Aluminium Angles For Curves

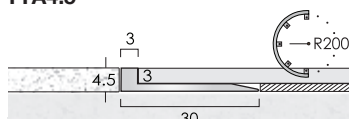
3mm wide feature for transition and definition between floorings



This symbol denotes minimum radius to which the profile can be formed to create gradual concave and convex curves on site.

Bases with tags at 80mm centres for ease of curving.
For mechanical fixing, use screw size 6.

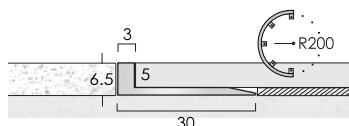
TTA4.5



TTA4.5

Finish Available	Stock Length	Screw Size	Length/Tube
Mill Aluminium	2.715m	6	6
Satin Aluminium	2.715m	6	6
Polished Aluminium	2.715m	6	6
Black Anodised	2.715m	6	6

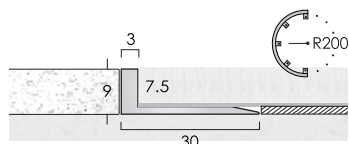
TTA6.5



TTA6.5

Finish Available	Stock Length	Screw Size	Length/Tube
Mill Aluminium	2.715m	6	6
Satin Aluminium	2.715m	6	6
Polished Aluminium	2.715m	6	6
Black Anodised	2.715m	6	6

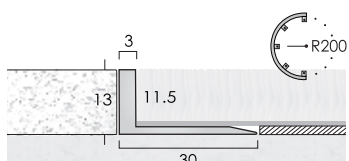
TTA9



TTA9

Finish Available	Stock Length	Screw Size	Length/Tube
Mill Aluminium	2.715m	6	6
Satin Aluminium	2.715m	6	6
Polished Aluminium	2.715m	6	6
Black Anodised	2.715m	6	6

TTA13



TTA13

Finish Available	Stock Length	Screw Size	Length/Tube
Mill Aluminium	2.715m	6	6
Satin Aluminium	2.715m	6	6
Polished Aluminium	2.715m	6	6
Black Anodised	2.715m	6	6

Please note that the above finishes are to the top visible edge only
*except Black Anodised.

Where the finish is also required on another facet of the profile,
please consult with the sales office.

Finishes



Mill
Aluminium



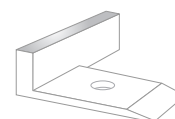
Polished
Aluminium



Satin
Aluminium



*Black
Anodised



Visible Top edge finish



To Special Order



Samples Available

Fixings not supplied



Tag Trim™ Formable Aluminium Angles For Curves

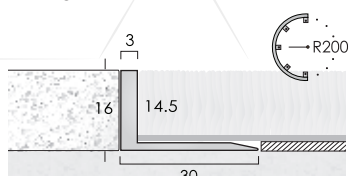
3mm wide feature for transition and definition between floorings



This symbol denotes minimum radius to which the profile can be formed to create gradual concave and convex curves on site.

Bases with tags at 80mm centres for ease of curving.
For mechanical fixing, use screw size 6.

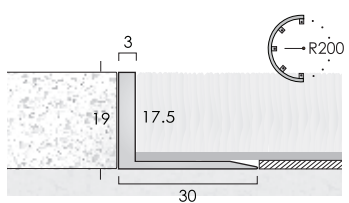
TTA16



TTA16

Finish Available	Stock Length	Screw Size	Length/Tube
Mill Aluminium	2.715m	6	6
Satin Aluminium	TSO 2.715m	6	6
Polished Aluminium	TSO 2.715m	6	6
Black Anodised	2.715m	6	6

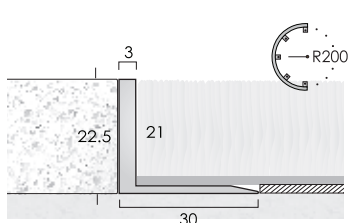
TTA19



TTA19

Finish Available	Stock Length	Screw Size	Length/Tube
Mill Aluminium	2.715m	6	6
Satin Aluminium	TSO 2.715m	6	6
Polished Aluminium	TSO 2.715m	6	6

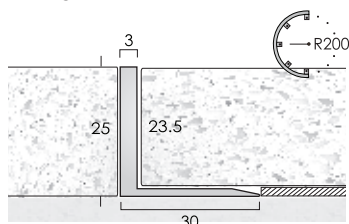
TTA22.5



TTA22.5

Finish Available	Stock Length	Screw Size	Length/Tube
Mill Aluminium	2.715m	6	6
Satin Aluminium	TSO 2.715m	6	6
Polished Aluminium	TSO 2.715m	6	6

TTA25




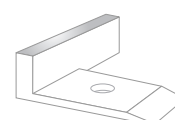
TTA25

Finish Available	Stock Length	Screw Size	Length/Tube
Mill Aluminium	2.715m	6	6
Satin Aluminium	TSO 2.715m	6	6
Polished Aluminium	TSO 2.715m	6	6


Please note that the above finishes are to the top visible edge only
*except Black Anodised.

Where the finish is also required on another facet of the profile,
please consult with the sales office.

Finishes

Mill
AluminiumPolished
AluminiumSatin
Aluminium*Black
Anodised

Visible Top edge finish



Samples Available

Fixings not supplied



To Special Order

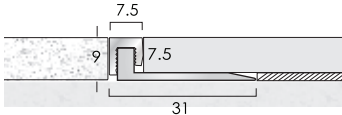


Mainline™ A Feature Angles For Straights

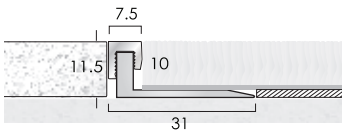
7.5mm wide top to create a bold transition definition between floorings

Supplied with pre-punched bases for adhesive fixing.
For mechanical fixing, use screw size 6.

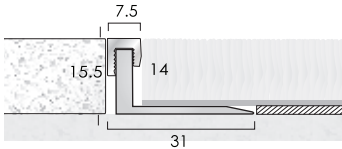
MAINLINE A9



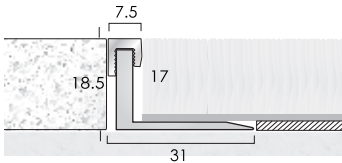
MAINLINE A11.5



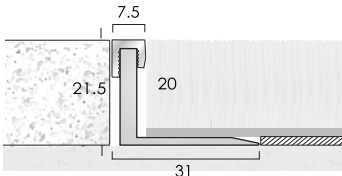
MAINLINE A15.5



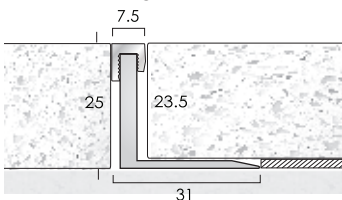
MAINLINE A18.5



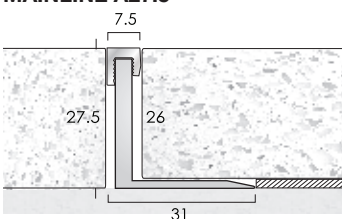
MAINLINE A21.5




MAINLINE A25



MAINLINE A27.5




MAINLINE A9

Finish Available	Stock Length	Screw Size	Length/Tube
Matt Aluminium 	2.715m	6	6

MAINLINE A11.5

Finish Available	Stock Length	Screw Size	Length/Tube
Matt Aluminium 	2.715m	6	6

MAINLINE A15.5

Finish Available	Stock Length	Screw Size	Length/Tube
Matt Aluminium 	2.715m	6	6

MAINLINE A18.5

Finish Available	Stock Length	Screw Size	Length/Tube
Matt Aluminium 	2.715m	6	6

MAINLINE A21.5

Finish Available	Stock Length	Screw Size	Length/Tube
Matt Aluminium 	2.715m	6	6

MAINLINE A25

Finish Available	Stock Length	Screw Size	Length/Tube
Matt Aluminium 	2.715m	6	6

MAINLINE A27.5

Finish Available	Stock Length	Screw Size	Length/Tube
Matt Aluminium 	2.715m	6	6

Finish



Matt
Aluminium



To Special Order



Samples Available

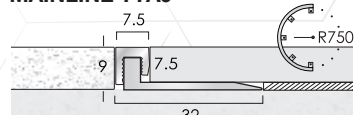


Tag Trim™ Formable Mainline™ A Feature Angles For Curves



7.5mm wide feature cap for transition definition between floorings
This symbol denotes minimum radius to which the profile can be formed to create gradual concave and convex curves on site.
Bases with tags at 80mm centres for ease of curving.
For mechanical fixing, use screw size 6.

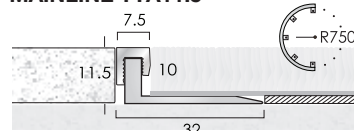
MAINLINE TTA9



MAINLINE TTA9

Finish Available	Stock Length	Screw Size	Length/Tube
Matt Aluminium TSO	2.715m	6	6

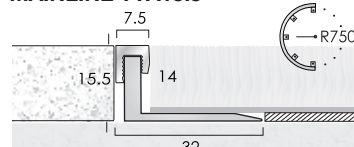
MAINLINE TTA11.5



MAINLINE TTA11.5

Finish Available	Stock Length	Screw Size	Length/Tube
Matt Aluminium TSO	2.715m	6	6

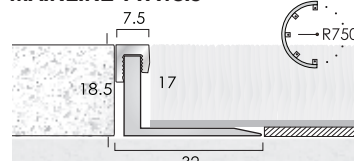
MAINLINE TTA15.5



MAINLINE TTA15.5

Finish Available	Stock Length	Screw Size	Length/Tube
Matt Aluminium TSO	2.715m	6	6

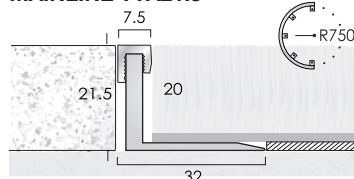
MAINLINE TTA18.5



MAINLINE TTA18.5

Finish Available	Stock Length	Screw Size	Length/Tube
Matt Aluminium TSO	2.715m	6	6

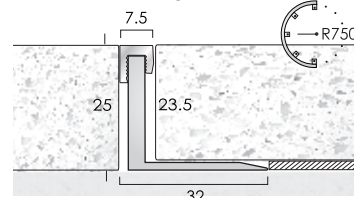
MAINLINE TTA21.5



MAINLINE TTA21.5

Finish Available	Stock Length	Screw Size	Length/Tube
Matt Aluminium TSO	2.715m	6	6

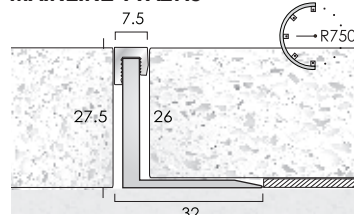
MAINLINE TTA25



MAINLINE TTA25

Finish Available	Stock Length	Screw Size	Length/Tube
Matt Aluminium TSO	2.715m	6	6

MAINLINE TTA27.5



MAINLINE TTA27.5

Finish Available	Stock Length	Screw Size	Length/Tube
Matt Aluminium TSO	2.715m	6	6

Finish



Matt
Aluminium



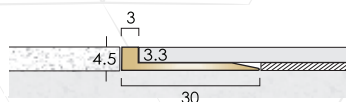
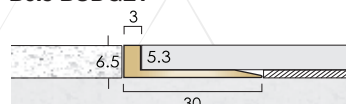
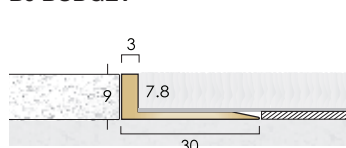
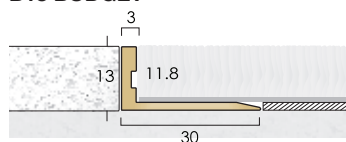
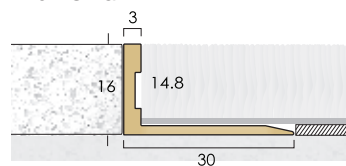
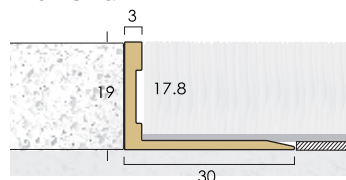
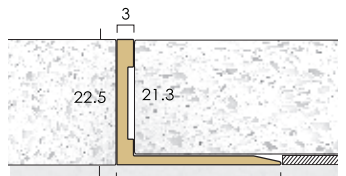
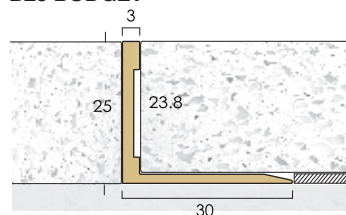
To Special Order



Samples Available

Brass Angles & Tag Trim™ Formable Angles



**B4.5 BUDGET****B6.5 BUDGET****B9 BUDGET****B13 BUDGET****B16 BUDGET****B19 BUDGET****B22.5 BUDGET****B25 BUDGET**

Budget Solid Brass Angles For Straights

To create a neat, straight edge between floor coverings.

Supplied with unpunched bases.

Available in full tubes only.

B4.5 BUDGET

Finish Available	Stock Length	Length/Tube
Mill Brass	2.715m	10

B6.5 BUDGET

Finish Available	Stock Length	Length/Tube
Mill Brass	2.715m	10

B9 BUDGET

Finish Available	Stock Length	Length/Tube
Mill Brass	2.715m	10

B13 BUDGET

Finish Available	Stock Length	Length/Tube
Mill Brass	2.715m	10

B16 BUDGET

Finish Available	Stock Length	Length/Tube
Mill Brass	2.715m	10

B19 BUDGET

Finish Available	Stock Length	Length/Tube
Mill Brass	2.715m	10

B22.5 BUDGET

Finish Available	Stock Length	Length/Tube
Mill Brass	2.715m	10

B25 BUDGET

Finish Available	Stock Length	Length/Tube
Mill Brass	2.715m	10

Finish



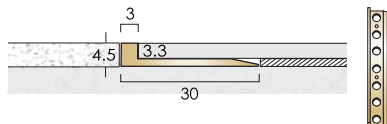
Mill
Brass



Solid Brass Angles For Straights

To create a high quality neat, straight edge between floor coverings.
Supplied with pre-punched bases for adhesive fixing.
For mechanical fixing, use screw size 6.

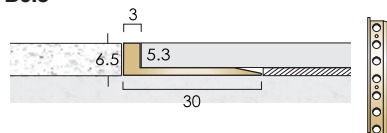
B4.5



B4.5

Finish Available	Stock Length	Screw Size	Length/Tube
Polished Brass	2.715m	6	6
Satin Brass	TSO 2.715m	6	6
Antique Brass	TSO 2.715m	6	6
Antique Bronze	TSO 2.715m	6	6

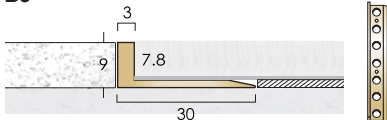
B6.5



B6.5

Finish Available	Stock Length	Screw Size	Length/Tube
Polished Brass	2.715m	6	6
Satin Brass	TSO 2.715m	6	6
Antique Brass	TSO 2.715m	6	6
Antique Bronze	TSO 2.715m	6	6

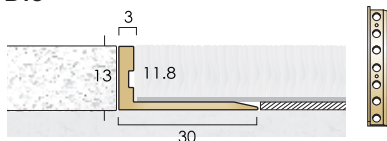
B9



B9

Finish Available	Stock Length	Screw Size	Length/Tube
Polished Brass	2.715m	6	6
Satin Brass	TSO 2.715m	6	6
Antique Brass	TSO 2.715m	6	6
Antique Bronze	TSO 2.715m	6	6

B13



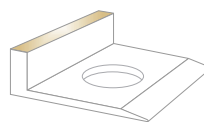

B13

Finish Available	Stock Length	Screw Size	Length/Tube
Polished Brass	2.715m	6	6
Satin Brass	TSO 2.715m	6	6
Antique Brass	TSO 2.715m	6	6
Antique Bronze	TSO 2.715m	6	6

Please note that the above finishes are to the top visible edge only.

Where the finish is also required on another facet of the profile, please consult with the sales office.

Finishes



Visible Top edge finish



To Special Order



Samples Available

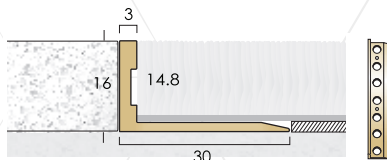
Fixings not supplied






Solid Brass Angles For Straights

To create a high quality neat, straight edge between floor coverings.
Supplied with pre-punched bases for adhesive fixing.
For mechanical fixing, use screw size 6.

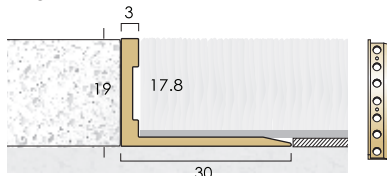
B16






B16

Finish Available	Stock Length	Screw Size	Length/Tube
Polished Brass	2.715m	6	6
Satin Brass 	2.715m	6	6
Antique Brass 	2.715m	6	6
Antique Bronze 	2.715m	6	6

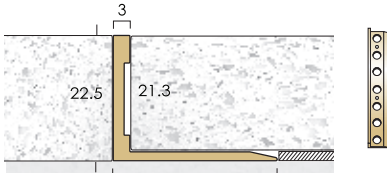
B19






B19

Finish Available	Stock Length	Screw Size	Length/Tube
Polished Brass	2.715m	6	6
Satin Brass 	2.715m	6	6
Antique Brass 	2.715m	6	6
Antique Bronze 	2.715m	6	6

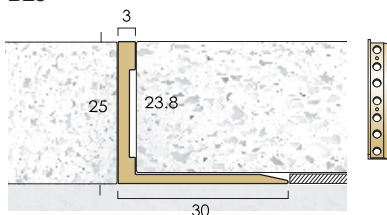
B22.5






B22.5

Finish Available	Stock Length	Screw Size	Length/Tube
Polished Brass	2.715m	6	6
Satin Brass 	2.715m	6	6
Antique Brass 	2.715m	6	6
Antique Bronze 	2.715m	6	6

B25




B25

Finish Available	Stock Length	Screw Size	Length/Tube
Polished Brass	2.715m	6	6
Satin Brass 	2.715m	6	6
Antique Brass 	2.715m	6	6
Antique Bronze 	2.715m	6	6

Please note that the above finishes are to the top visible edge only.

Where the finish is also required on another facet of the profile, please consult with the sales office.

Finishes

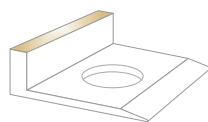


Polished Brass

Satin Brass

Antique Brass

Antique Bronze



Visible Top edge finish



To Special Order



Samples Available

Fixings not supplied

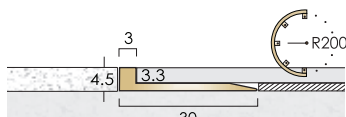


Tag Trim™ Formable Solid Brass Angles For Curves






This symbol denotes minimum radius to which the profile can be formed. Tag Trim profiles can be formed on site to allow freedom of design where curved details are required in flooring. Bases with tags at 80mm centres for ease of curving. For mechanical fixing, use screw size 6.

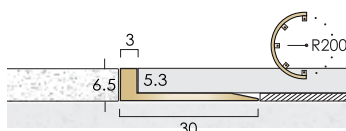
TTB4.5






TTB4.5

Finish Available	Stock Length	Screw Size	Length/Tube
Polished Brass	2.715m	6	6
Satin Brass	 2.715m	6	6
Antique Brass	 2.715m	6	6
Antique Bronze	 2.715m	6	6

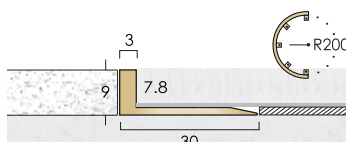
TTB6.5






TTB6.5

Finish Available	Stock Length	Screw Size	Length/Tube
Polished Brass	2.715m	6	6
Satin Brass	 2.715m	6	6
Antique Brass	 2.715m	6	6
Antique Bronze	 2.715m	6	6

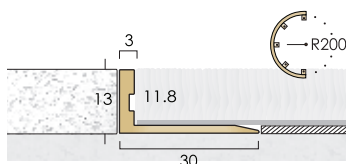
TTB9






TTB9

Finish Available	Stock Length	Screw Size	Length/Tube
Polished Brass	2.715m	6	6
Satin Brass	 2.715m	6	6
Antique Brass	 2.715m	6	6
Antique Bronze	 2.715m	6	6

TTB13




TTB13

Finish Available	Stock Length	Screw Size	Length/Tube
Polished Brass	2.715m	6	6
Satin Brass	 2.715m	6	6
Antique Brass	 2.715m	6	6
Antique Bronze	 2.715m	6	6

Please note that the above finishes are to the top visible edge only.

Where the finish is also required on another facet of the profile, please consult with the sales office.

Finishes

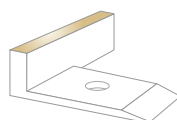


Polished Brass

Satin Brass

Antique Brass

Antique Bronze



Visible Top edge finish



To Special Order



Samples Available

Fixings not supplied

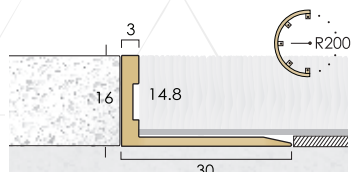


Tag Trim™ Formable Solid Brass Angles For Curves



This symbol denotes minimum radius to which the profile can be formed. Tag Trim profiles can be formed on site to allow freedom of design where curved details are required in flooring. Bases with tags at 80mm centres for ease of curving. For mechanical fixing, use screw size 6.

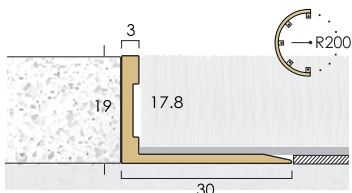
TTB16



TTB16

Finish Available	Stock Length	Screw Size	Length/Tube
Polished Brass	2.715m	6	6
Satin Brass TSO	2.715m	6	6
Antique Brass TSO	2.715m	6	6
Antique Bronze TSO	2.715m	6	6

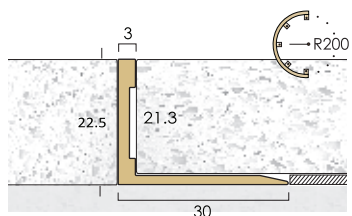
TTB19



TTB19

Finish Available	Stock Length	Screw Size	Length/Tube
Polished Brass	2.715m	6	6
Satin Brass TSO	2.715m	6	6
Antique Brass TSO	2.715m	6	6
Antique Bronze TSO	2.715m	6	6

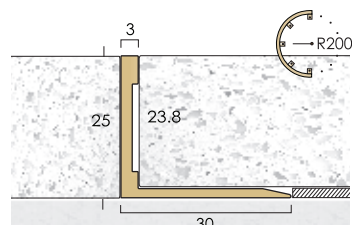
TTB22.5



TTB22.5

Finish Available	Stock Length	Screw Size	Length/Tube
Polished Brass	2.715m	6	6
Satin Brass TSO	2.715m	6	6
Antique Brass TSO	2.715m	6	6
Antique Bronze TSO	2.715m	6	6

TTB25




TTB25

Finish Available	Stock Length	Screw Size	Length/Tube
Polished Brass	2.715m	6	6
Satin Brass TSO	2.715m	6	6
Antique Brass TSO	2.715m	6	6
Antique Bronze TSO	2.715m	6	6

Please note that the above finishes are to the top visible edge only.

Where the finish is also required on another facet of the profile, please consult with the sales office.

Finishes

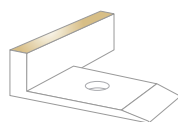


Polished Brass

Satin Brass

Antique Brass

Antique Bronze



Visible Top edge finish



To Special Order



Samples Available

Fixings not supplied



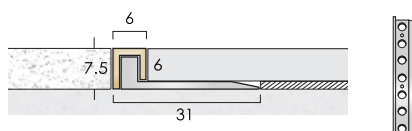
B6 Brass Cap High Quality Feature Angles For Straights

Aluminium angles with 6mm brass feature cap to define edge between floorings.

Supplied with pre-punched bases for adhesive fixing.

For mechanical fixing, use screw size 6.

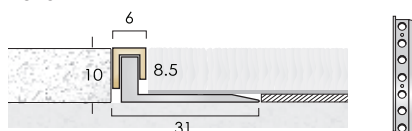
B67.5



B67.5

Finish Available		Stock Length	Screw Size	Length/Tube
Polished Brass	TSO	2.715m	6	6
Satin Brass	TSO	2.715m	6	6
Antique Brass	TSO	2.715m	6	6
Antique Bronze	TSO	2.715m	6	6

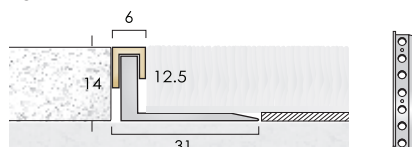
B610



B610

Finish Available		Stock Length	Screw Size	Length/Tube
Polished Brass	TSO	2.715m	6	6
Satin Brass	TSO	2.715m	6	6
Antique Brass	TSO	2.715m	6	6
Antique Bronze	TSO	2.715m	6	6

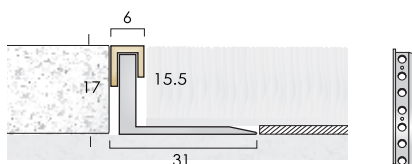
B614



B614

Finish Available		Stock Length	Screw Size	Length/Tube
Polished Brass	TSO	2.715m	6	6
Satin Brass	TSO	2.715m	6	6
Antique Brass	TSO	2.715m	6	6
Antique Bronze	TSO	2.715m	6	6

B617




B617

Finish Available		Stock Length	Screw Size	Length/Tube
Polished Brass	TSO	2.715m	6	6
Satin Brass	TSO	2.715m	6	6
Antique Brass	TSO	2.715m	6	6
Antique Bronze	TSO	2.715m	6	6

Please note that the above finishes are to the top visible edge only.

Where the finish is also required on another facet of the profile, please consult with the sales office.

Finishes

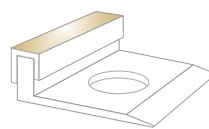


Polished Brass

Satin Brass

Antique Brass

Antique Bronze



Visible Top edge finish



To Special Order



Samples Available

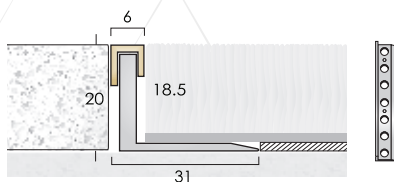
Fixings not supplied



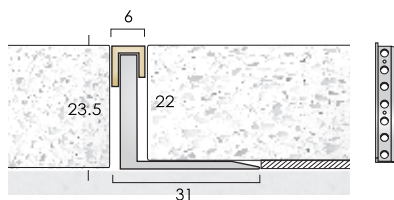
B6 Brass Cap High Quality Feature Angles For Straights ^{TSO}

Aluminium angles with 6mm brass feature cap to define edge between floorings.

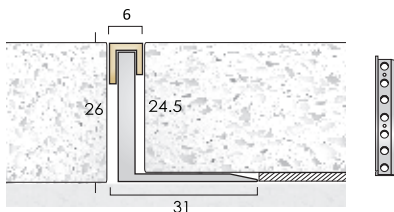
Supplied with pre-punched bases for adhesive fixing.
For mechanical fixing, use screw size 6.

B620**B620**

Finish Available		Stock Length	Screw Size	Length/Tube
Polished Brass	^{TSO}	2.715m	6	6
Satin Brass	^{TSO}	2.715m	6	6
Antique Brass	^{TSO}	2.715m	6	6
Antique Bronze	^{TSO}	2.715m	6	6

B623.5**B623.5**

Finish Available		Stock Length	Screw Size	Length/Tube
Polished Brass	^{TSO}	2.715m	6	6
Satin Brass	^{TSO}	2.715m	6	6
Antique Brass	^{TSO}	2.715m	6	6
Antique Bronze	^{TSO}	2.715m	6	6


B626**B626**

Finish Available		Stock Length	Screw Size	Length/Tube
Polished Brass	^{TSO}	2.715m	6	6
Satin Brass	^{TSO}	2.715m	6	6
Antique Brass	^{TSO}	2.715m	6	6
Antique Bronze	^{TSO}	2.715m	6	6

Please note that the above finishes are to the top visible edge only.

Where the finish is also required on another facet of the profile, please consult with the sales office.

Finishes

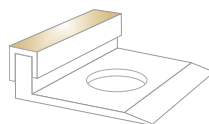


Polished Brass

Satin Brass

Antique Brass


Antique Bronze



Visible Top edge finish



To Special Order



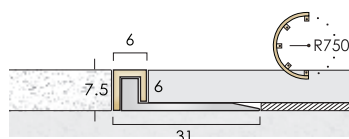
Samples Available



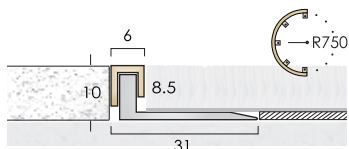
Tag Trim™ Formable B6 Brass Cap Feature Angles For Curves TSO



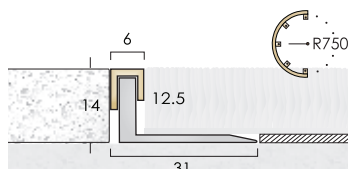
This symbol denotes minimum radius to which the profile can be formed. Aluminium angles with 6mm brass feature cap to create gradual concave and convex curves in flooring. Bases with tags at 80mm centres for ease of curving. For mechanical fixing, use screw size 6.

TTB67.5**TTB67.5**

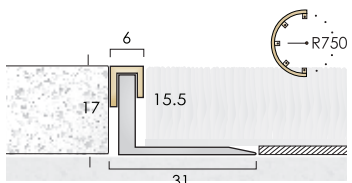
Finish Available		Stock Length	Screw Size	Length/Tube
Polished Brass	<small>TSO</small>	2.715m	6	6
Satin Brass	<small>TSO</small>	2.715m	6	6
Antique Brass	<small>TSO</small>	2.715m	6	6
Antique Bronze	<small>TSO</small>	2.715m	6	6

TTB610**TTB610**

Finish Available		Stock Length	Screw Size	Length/Tube
Polished Brass	<small>TSO</small>	2.715m	6	6
Satin Brass	<small>TSO</small>	2.715m	6	6
Antique Brass	<small>TSO</small>	2.715m	6	6
Antique Bronze	<small>TSO</small>	2.715m	6	6

TTB614**TTB614**


Finish Available		Stock Length	Screw Size	Length/Tube
Polished Brass	<small>TSO</small>	2.715m	6	6
Satin Brass	<small>TSO</small>	2.715m	6	6
Antique Brass	<small>TSO</small>	2.715m	6	6
Antique Bronze	<small>TSO</small>	2.715m	6	6

TTB617**TTB617**

Finish Available		Stock Length	Screw Size	Length/Tube
Polished Brass	<small>TSO</small>	2.715m	6	6
Satin Brass	<small>TSO</small>	2.715m	6	6
Antique Brass	<small>TSO</small>	2.715m	6	6
Antique Bronze	<small>TSO</small>	2.715m	6	6

Please note that the above finishes are to the top visible edge only.
Where the finish is also required on another facet of the profile,
please consult with the sales office.

Finishes

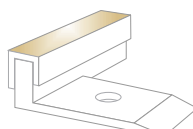


Polished Brass

Satin Brass

Antique Brass

Antique Bronze



Visible Top edge finish



To Special Order



Samples Available



Tag Trim™

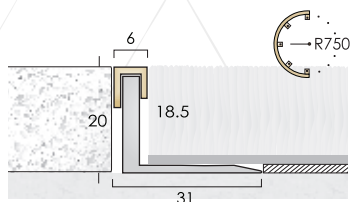
Formable B6 Brass Cap

Feature Angles For Curves ^{TSO}



This symbol denotes minimum radius to which the profile can be formed. Aluminium angles with 6mm brass feature cap to create gradual concave and convex curves in flooring. Bases with tags at 80mm centres for ease of curving. For mechanical fixing, use screw size 6.

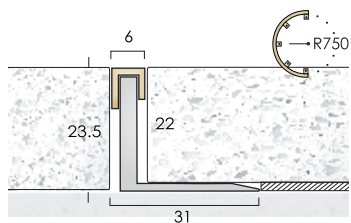
TTB620



TTB620

Finish Available		Stock Length	Screw Size	Length/Tube
Polished Brass	^{TSO}	2.715m	6	6
Satin Brass	^{TSO}	2.715m	6	6
Antique Brass	^{TSO}	2.715m	6	6
Antique Bronze	^{TSO}	2.715m	6	6

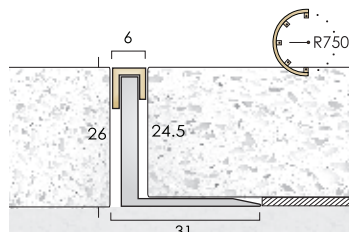
TTB623.5



TTB623.5

Finish Available		Stock Length	Screw Size	Length/Tube
Polished Brass	^{TSO}	2.715m	6	6
Satin Brass	^{TSO}	2.715m	6	6
Antique Brass	^{TSO}	2.715m	6	6
Antique Bronze	^{TSO}	2.715m	6	6

TTB626



TTB626

Finish Available		Stock Length	Screw Size	Length/Tube
Polished Brass	^{TSO}	2.715m	6	6
Satin Brass	^{TSO}	2.715m	6	6
Antique Brass	^{TSO}	2.715m	6	6
Antique Bronze	^{TSO}	2.715m	6	6

Please note that the above finishes are to the top visible edge only.

Where the finish is also required on another facet of the profile, please consult with the sales office.

Finishes



Polished Brass



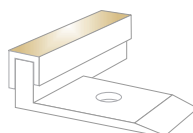
Satin Brass



Antique Brass



Antique Bronze



Visible Top edge finish



To Special Order



Samples Available



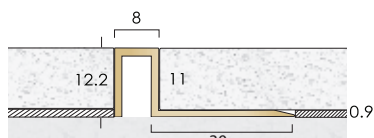
Solid Brass Feature Angles For Stone & Ceramic Floors

High finish defining profiles where stone/ceramic floors of the same height adjoin.




Punched base available on request.

For mechanical fixing, use screw size 6.

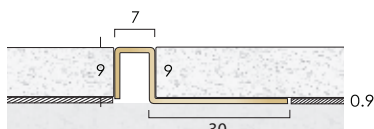
BFA 12/8






BFA 12/8

Finish Available	Stock Length	Screw Size	Length/Tube
Polished Brass	2.715m	6	6
Satin Brass 	2.715m	6	6
Antique Brass 	2.715m	6	6
Antique Bronze 	2.715m	6	6

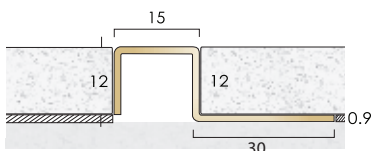
BFA 9/7






BFA 9/7

Finish Available	Stock Length	Screw Size	Length/Tube
Polished Brass	2.000m	6	6
Satin Brass 	2.000m	6	6
Antique Brass 	2.000m	6	6
Antique Bronze 	2.000m	6	6

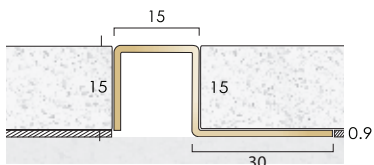
BFA 12/15






BFA 12/15

Finish Available	Stock Length	Screw Size	Length/Tube
Polished Brass	2.000m	6	6
Satin Brass 	2.000m	6	6
Antique Brass 	2.000m	6	6
Antique Bronze 	2.000m	6	6

BFA 15/15




BFA 15/15

Finish Available	Stock Length	Screw Size	Length/Tube
Polished Brass	2.000m	6	6
Satin Brass 	2.000m	6	6
Antique Brass 	2.000m	6	6
Antique Bronze 	2.000m	6	6

Please note that the above finishes are to the top visible edge only.

Where the finish is also required on another facet of the profile, please consult with the sales office.

Finishes

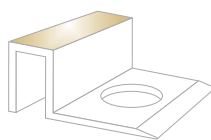


Polished Brass

Satin Brass

Antique Brass

Antique Bronze



Visible Top edge finish



To Special Order



Samples Available

Stainless Steel Angles & Tag Trim™ Formable Angles

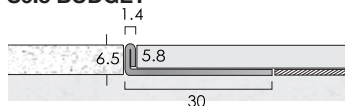




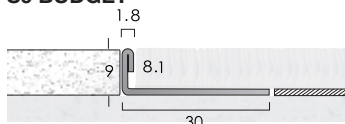
Budget Stainless Steel Angles For Straights

To create a neat, straight edge between floor coverings.
Supplied with unpunched bases.
Available in full tubes only.

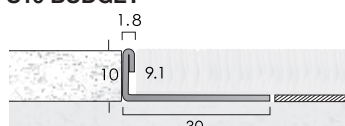
S6.5 BUDGET



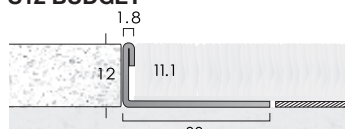
S9 BUDGET



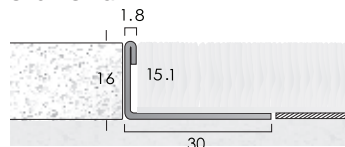
S10 BUDGET



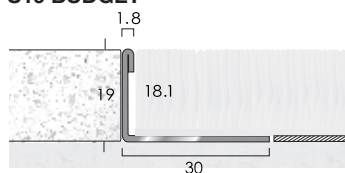
S12 BUDGET



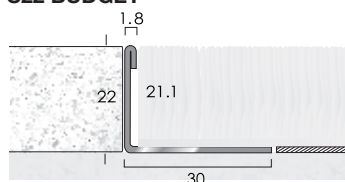
S16 BUDGET



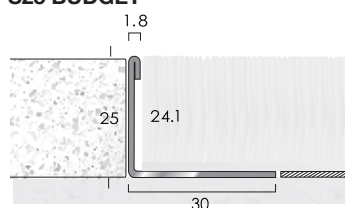
S19 BUDGET



S22 BUDGET



S25 BUDGET



S6.5 BUDGET

Finish Available	Stock Length	Length/Tube
Mill Stainless Steel	2.000m	10

S9 BUDGET

Finish Available	Stock Length	Length/Tube
Mill Stainless Steel	2.000m	10

S10 BUDGET

Finish Available	Stock Length	Length/Tube
Mill Stainless Steel	2.000m	10

S12 BUDGET

Finish Available	Stock Length	Length/Tube
Mill Stainless Steel	2.000m	10

S16 BUDGET

Finish Available	Stock Length	Length/Tube
Mill Stainless Steel	2.000m	10

S19 BUDGET

Finish Available	Stock Length	Length/Tube
Mill Stainless Steel	2.000m	10

S22 BUDGET

Finish Available	Stock Length	Length/Tube
Mill Stainless Steel	2.000m	10

S25 BUDGET

Finish Available	Stock Length	Length/Tube
Mill Stainless Steel	2.000m	10

Finish



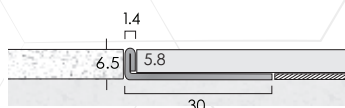
Mill
Stainless Steel



Stainless Steel Angles For Straights

High quality stainless steel angles to define edge between floorings.
Supplied with pre-punched bases for adhesive fixing.
For mechanical fixing, use screw size 6.
Grade: 304L Stainless Steel.

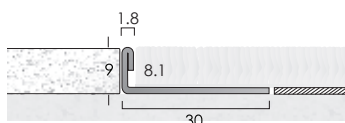
S6.5



S6.5

Finish Available	Stock Length	Screw Size	Length/Tube
Polished Stainless Steel	2.000m	6	6
Satin Stainless Steel	 2.000m	6	6

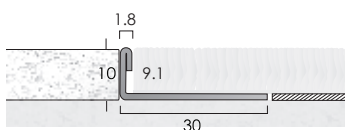
S9



S9

Finish Available	Stock Length	Screw Size	Length/Tube
Polished Stainless Steel	2.000m	6	6
Satin Stainless Steel	 2.000m	6	6

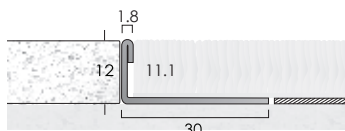
S10



S10

Finish Available	Stock Length	Screw Size	Length/Tube
Polished Stainless Steel	2.000m	6	6
Satin Stainless Steel	 2.000m	6	6

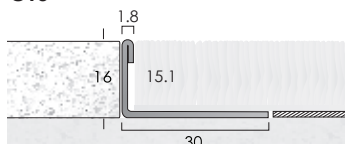
S12



S12

Finish Available	Stock Length	Screw Size	Length/Tube
Polished Stainless Steel	2.000m	6	6
Satin Stainless Steel	 2.000m	6	6

S16




S16

Finish Available	Stock Length	Screw Size	Length/Tube
Polished Stainless Steel	2.000m	6	6
Satin Stainless Steel	 2.000m	6	6

Please note that the above finishes are to the top visible edge only.

Where the finish is also required on another facet of the profile, please consult with the sales office.

Finishes



Polished
Stainless Steel


Satin
Stainless Steel



Visible Top edge finish



To Special Order



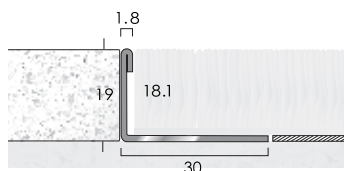
Samples Available



Stainless Steel Angles For Straights

High quality stainless steel angles to define edge between floorings. Supplied with pre-punched bases for adhesive fixing. For mechanical fixing, use screw size 6. Grade: 304L Stainless Steel.

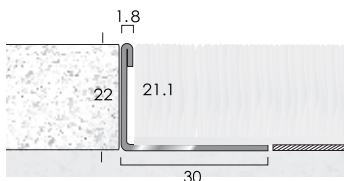
S19



S19

Finish Available	Stock Length	Screw Size	Length/Tube
Polished Stainless Steel	2.000m	6	6
Satin Stainless Steel	2.000m	6	6

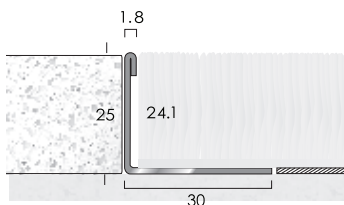
S22



S22

Finish Available	Stock Length	Screw Size	Length/Tube
Polished Stainless Steel	2.000m	6	6
Satin Stainless Steel	2.000m	6	6

S25



S25

Finish Available	Stock Length	Screw Size	Length/Tube
Polished Stainless Steel	2.000m	6	6
Satin Stainless Steel	2.000m	6	6

Please note that the above finishes are to the top visible edge only.
Where the finish is also required on another facet of the profile, please consult with the sales office.

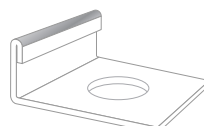
Finishes



Polished
Stainless Steel



Satin
Stainless Steel



Visible Top edge finish



To Special Order



Samples Available

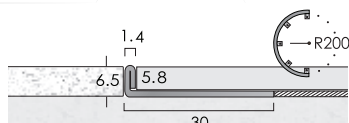


Tag Trim™ Formable Stainless Steel Angles For Curves



This symbol denotes minimum radius to which the profile can be formed. Tag Trim profiles can be formed on site to allow freedom of design where curved details are required in flooring. Bases with tags at 80mm centres for ease of curving. For mechanical fixing, use screw size 6. Grade: 304L Stainless Steel.

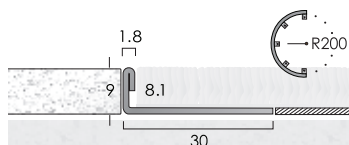
TTS6.5



TTS6.5

Finish Available	Stock Length	Screw Size	Length/Tube
Polished Stainless Steel	2.000m	6	6
Satin Stainless Steel	 2.000m	6	6

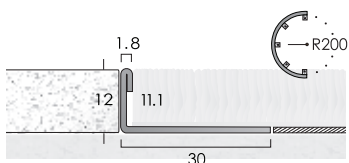
TTS9




TTS9

Finish Available	Stock Length	Screw Size	Length/Tube
Polished Stainless Steel	2.000m	6	6
Satin Stainless Steel	 2.000m	6	6

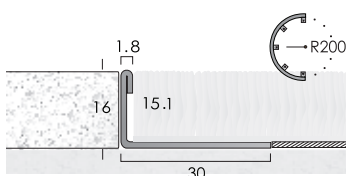
TTS12



TTS12

Finish Available	Stock Length	Screw Size	Length/Tube
Polished Stainless Steel	2.000m	6	6
Satin Stainless Steel	 2.000m	6	6

TTS16



TTS16

Finish Available	Stock Length	Screw Size	Length/Tube
Polished Stainless Steel	2.000m	6	6
Satin Stainless Steel	 2.000m	6	6

Please note that the above finishes are to the top visible edge only.

Where the finish is also required on another facet of the profile, please consult with the sales office.

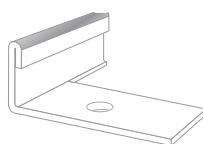
Finishes



Polished
Stainless Steel




Satin
Stainless Steel



Visible Top edge finish



To Special Order



Samples Available

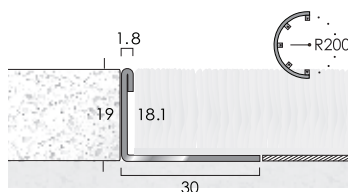


Tag Trim™ Formable Stainless Steel Angles For Curves



This symbol denotes minimum radius to which the profile can be formed. Tag Trim profiles can be formed on site to allow freedom of design where curved details are required in flooring. Bases with tags at 80mm centres for ease of curving. For mechanical fixing, use screw size 6. Grade: 304L Stainless Steel.

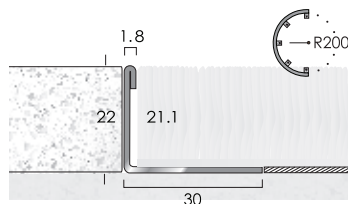
TTS19



TTS19

Finish Available	Stock Length	Screw Size	Length/Tube
Polished Stainless Steel	2.000m	6	6
Satin Stainless Steel	TSO 2.000m	6	6

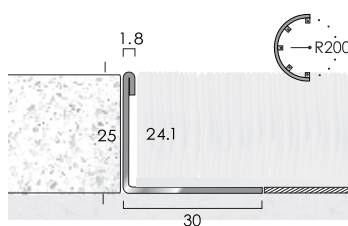
TTS22



TTS22

Finish Available	Stock Length	Screw Size	Length/Tube
Polished Stainless Steel	2.000m	6	6
Satin Stainless Steel	TSO 2.000m	6	6

TTS25



TTS25

Finish Available	Stock Length	Screw Size	Length/Tube
Polished Stainless Steel	2.000m	6	6
Satin Stainless Steel	TSO 2.000m	6	6

Please note that the above finishes are to the top visible edge only.
Where the finish is also required on another facet of the profile, please consult with the sales office.

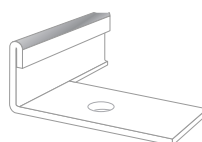
Finishes



Polished
Stainless Steel



Satin
Stainless Steel



Visible Top edge finish



To Special Order



Samples Available



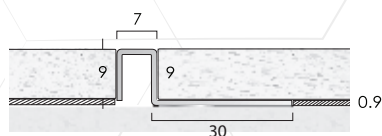
Stainless Steel Feature Angles For Stone & Ceramic Floors

High finish defining profiles where stone/ceramic floors of the same height adjoin.

Punched base available on request.

For mechanical fixing, use screw size 6.

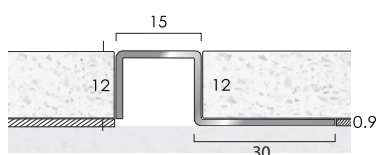
SFA 9/7



SFA 9/7

Finish Available	Stock Length	Screw Size	Length/Tube
Bright Stainless Steel	2.000m	6	6
Brushed Stainless Steel	2.000m	6	6

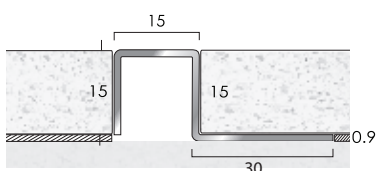
SFA 12/15



SFA 12/15

Finish Available	Stock Length	Screw Size	Length/Tube
Bright Stainless Steel	2.000m	6	6
Brushed Stainless Steel	2.000m	6	6

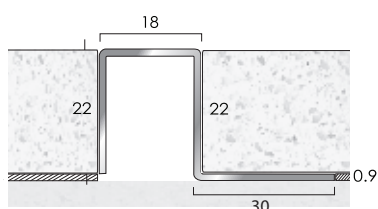
SFA 15/15



SFA 15/15

Finish Available	Stock Length	Screw Size	Length/Tube
Bright Stainless Steel	2.000m	6	6
Brushed Stainless Steel	2.000m	6	6

SFA 22/18



SFA 22/18

Finish Available	Stock Length	Screw Size	Length/Tube
Bright Stainless Steel	2.000m	6	6
Brushed Stainless Steel	2.000m	6	6

Please note that the above finishes are to the top visible edge only.

Where the finish is also required on another facet of the profile, please consult with the sales office.

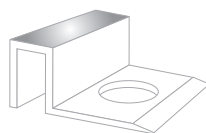
Finishes



Bright
Stainless Steel



Satin
Stainless Steel



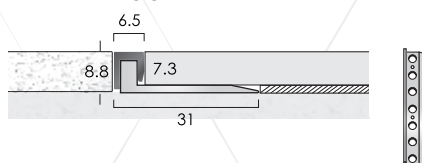
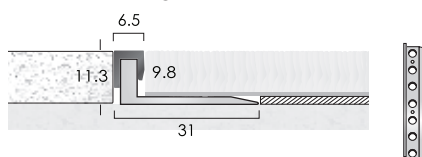
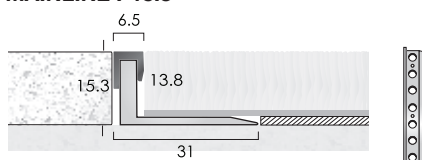
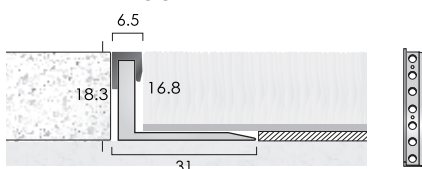
Visible Top edge finish



Samples Available

PVC Cap Angles & Tag Trim™ Formable Angles



**MAINLINE P8.8****MAINLINE P11.3****MAINLINE P15.3****MAINLINE P18.3**

Mainline™ P Feature Angles For Straights

Aluminium angle with 6.5mm coloured PVC feature cap to define edges between floorings.

Supplied with pre-punched bases for adhesive fixing.
For mechanical fixing, use screw size 6.

MAINLINE P8.8

Finish Available		Stock Length	Screw Size	Length/Tube
Black	TSO	2.715m	6	6
Polar Grey	TSO	2.715m	6	6

MAINLINE P11.3

Finish Available		Stock Length	Screw Size	Length/Tube
Black	TSO	2.715m	6	6
Polar Grey	TSO	2.715m	6	6

MAINLINE P15.3

Finish Available		Stock Length	Screw Size	Length/Tube
Black	TSO	2.715m	6	6
Polar Grey	TSO	2.715m	6	6

MAINLINE P18.3

Finish Available		Stock Length	Screw Size	Length/Tube
Black	TSO	2.715m	6	6
Polar Grey	TSO	2.715m	6	6

Colours




Black



Polar Grey



To Special Order



Samples Available



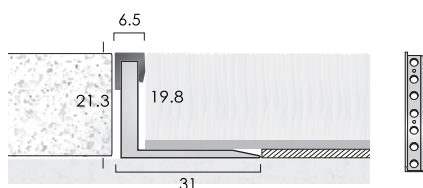
Mainline™ P Feature Angles For Straights

Aluminium angle with 6.5mm coloured PVC feature cap to define edges between floorings.

Supplied with pre-punched bases for adhesive fixing.

For mechanical fixing, use screw size 6.

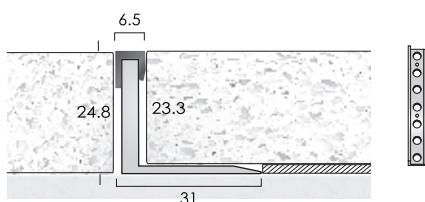
MAINLINE P21.3



MAINLINE P21.3

Finish Available		Stock Length	Screw Size	Length/Tube
Black	TSO	2.715m	6	6
Polar Grey	TSO	2.715m	6	6

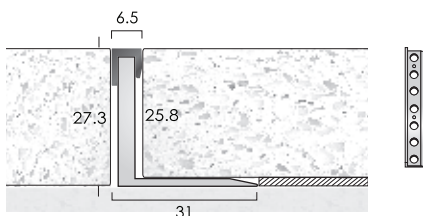
MAINLINE P24.8



MAINLINE P24.8

Finish Available		Stock Length	Screw Size	Length/Tube
Black	TSO	2.715m	6	6
Polar Grey	TSO	2.715m	6	6


MAINLINE P27.3



MAINLINE P27.3

Finish Available		Stock Length	Screw Size	Length/Tube
Black	TSO	2.715m	6	6
Polar Grey	TSO	2.715m	6	6

Colours




Black

Polar Grey



To Special Order



Samples Available



Aluminium angle with PVC cap



Tag Trim™

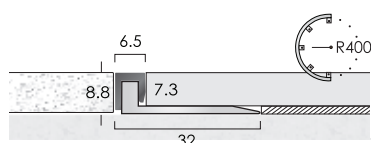
Formable Mainline™ P

Feature Angles For Curves

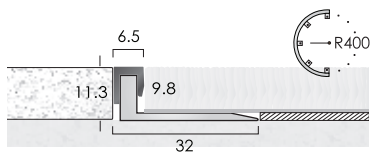


6.5mm wide top for colour transition and definition between floorings This symbol denotes minimum radius to which the profile can be formed to create gradual concave and convex curves on site. Bases with tags at 80mm centres for ease of curving. For mechanical fixing, use screw size 6.

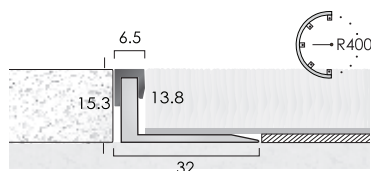
MAINLINE TTP8.8



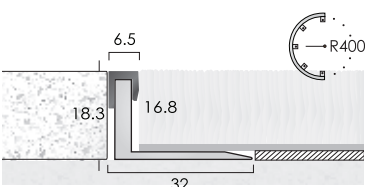
MAINLINE TTP11.3



MAINLINE TTP15.3



MAINLINE TTP18.3



Colours



Black



Polar Grey

MAINLINE TTP8.8

Finish Available		Stock Length	Screw Size	Length/Tube
Black	TSO	2.715m	6	6
Polar Grey	TSO	2.715m	6	6

MAINLINE TTP11.3

Finish Available		Stock Length	Screw Size	Length/Tube
Black	TSO	2.715m	6	6
Polar Grey	TSO	2.715m	6	6

MAINLINE TTP15.3


Finish Available		Stock Length	Screw Size	Length/Tube
Black	TSO	2.715m	6	6
Polar Grey	TSO	2.715m	6	6

MAINLINE TTP18.3

Finish Available		Stock Length	Screw Size	Length/Tube
Black	TSO	2.715m	6	6
Polar Grey	TSO	2.715m	6	6



To Special Order



Samples Available



Aluminium angle with PVC cap

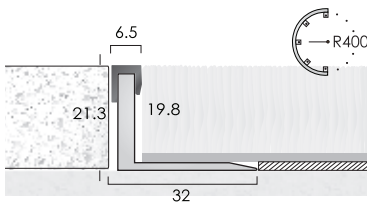


Tag Trim™ Formable Mainline™ P Feature Angles For Curves



6.5mm wide top for colour transition and definition between floorings This symbol denotes minimum radius to which the profile can be formed to create gradual concave and convex curves on site. Bases with tags at 80mm centres for ease of curving. For mechanical fixing, use screw size 6.

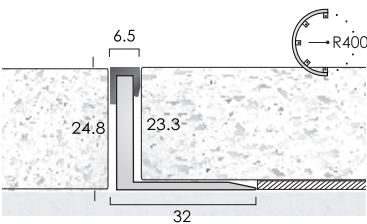
MAINLINE TTP21.3



MAINLINE TTP21.3

Finish Available		Stock Length	Screw Size	Length/Tube
Black	TSO	2.715m	6	6
Polar Grey	TSO	2.715m	6	6

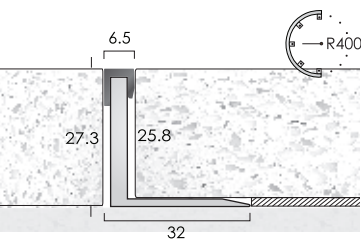
MAINLINE TTP24.8



MAINLINE TTP24.8

Finish Available		Stock Length	Screw Size	Length/Tube
Black	TSO	2.715m	6	6
Polar Grey	TSO	2.715m	6	6

MAINLINE TTP27.3



MAINLINE TTP27.3

Finish Available		Stock Length	Screw Size	Length/Tube
Black	TSO	2.715m	6	6
Polar Grey	TSO	2.715m	6	6

Colours




Black



Polar Grey



To Special Order



Samples Available

Reflex™ Movement Joints

Aluminium, Brass



Reflex™ Movement Joints



General

Reflex profiles are a range of expansion and movement joints which are designed for use with all hard flooring, eliminating cracking and protecting edges against erosion. Reflex has good acid and alkali resistance and has good stain resistance properties. The joints will readily compress by 20% helping to eliminate cracking and de-lamination of the floor finish caused by building movement or thermal expansion and contraction.

Installation Guide

Movement joints should be provided in accordance with BS5385-3:1989, clauses 19 and 23.6 for floors. Movement joints should be fitted around the perimeter of the floor and where floor tiles abut fixed machinery and structural fixtures such as columns, bases, etc.

Immediate movement joints should be incorporated in large floor areas as described in BS5385-3:1989, clauses 19 and 23.6.

Stock Lengths

Brass and Aluminium 2.715m x 6 = 16.29m packed

Stock Expansion Media Colours

Black




Grey



Other colours available, subject to minimum requirements. Please contact the sales office for details.



Double Leg Profiles



Matt Brass



Mill Aluminium

Single Leg Profiles




Matt Brass

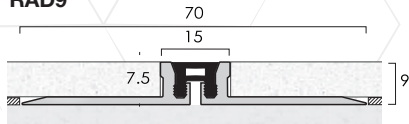
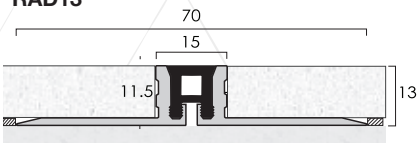
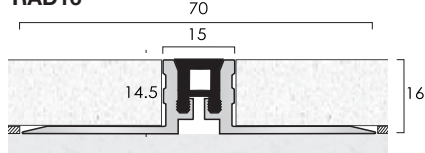
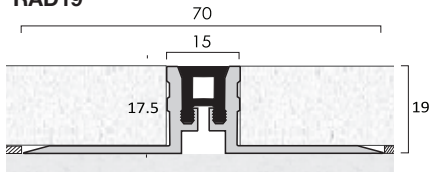
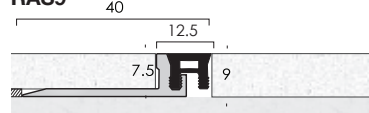
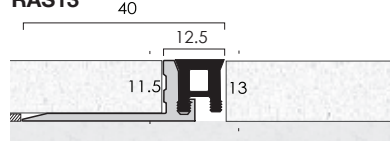
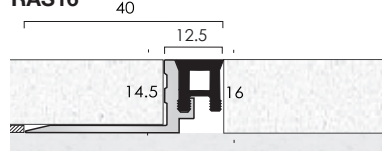
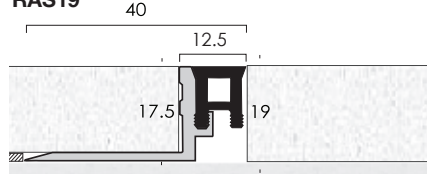


Mill Aluminium

Wide range of profile heights available.
All profiles supplied with pre-punched bases for adhesive fixing.



Samples Available

**DOUBLE LEG****RAD9****RAD13****RAD16****RAD19****SINGLE LEG****RAS9****RAS13****RAS16****RAS19**

Reflex™ Aluminium Movement Joints

Reflex profiles are a range of expansion and movement joints which are designed for use with all hard flooring, eliminating cracking and protecting edges against erosion.

RAD9

Finish Available	Stock Length	Length/Tube
Mill Aluminium	2.715m	6

RAD13

Finish Available	Stock Length	Length/Tube
Mill Aluminium	2.715m	6

RAD16

Finish Available	Stock Length	Length/Tube
Mill Aluminium	2.715m	6

RAD19

Finish Available	Stock Length	Length/Tube
Mill Aluminium	2.715m	6

RAS9

Finish Available	Stock Length	Length/Tube
Mill Aluminium	2.715m	6

RAS13

Finish Available	Stock Length	Length/Tube
Mill Aluminium	2.715m	6

RAS16

Finish Available	Stock Length	Length/Tube
Mill Aluminium	2.715m	6

RAS19

Finish Available	Stock Length	Length/Tube
Mill Aluminium	2.715m	6

FinishMill
Aluminium**Expansion Media Colours:**

Black



Grey

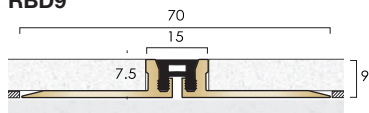


Samples Available

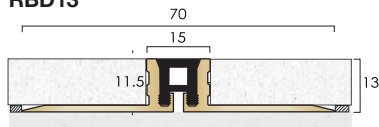


DOUBLE LEG

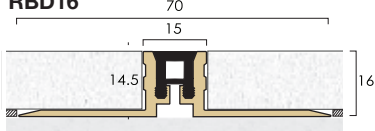
RBD9



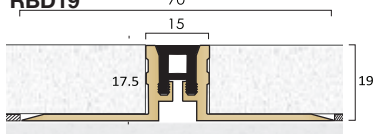
RBD13



RBD16

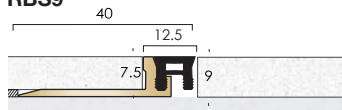


RBD19

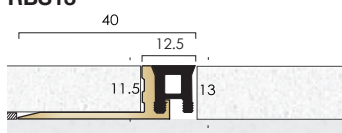


SINGLE LEG

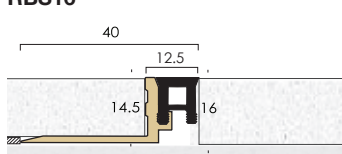
RBS9



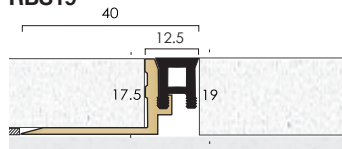
RBS13



RBS16



RBS19



Reflex™ Solid Brass Movement Joints

Reflex profiles are a range of expansion and movement joints which are designed for use with all hard flooring, eliminating cracking and protecting edges against erosion.

RBD9

Finish Available	Stock Length	Length/Tube
Matt Brass	2.715m	6

RBD13

Finish Available	Stock Length	Length/Tube
Matt Brass	2.715m	6

RBD16

Finish Available	Stock Length	Length/Tube
Matt Brass	2.715m	6

RBD19

Finish Available	Stock Length	Length/Tube
Matt Brass	2.715m	6

RBS9

Finish Available	Stock Length	Length/Tube
Matt Brass	2.715m	6

RBS13

Finish Available	Stock Length	Length/Tube
Matt Brass	2.715m	6

RBS16

Finish Available	Stock Length	Length/Tube
Matt Brass	2.715m	6

RBS19

Finish Available	Stock Length	Length/Tube
Matt Brass	2.715m	6

Finish



Matt
Brass


Expansion Media Colours:



Black



Grey



Samples Available

Vertex™ Corner Protection

Aluminium, Brass
& Stainless Steel





Vertex™ Aluminium Corner Protection

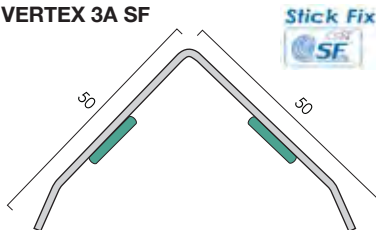
Supplied undrilled with Stick-Fix tape pre-applied.

Typical applications include airports, train stations, shopping malls and all commercial areas where columns and corners require protection from knocks and bumps. Other sizes available subject to minimum of 50 lengths.



ALUMINIUM EXTERNAL CORNERS

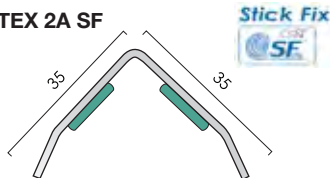
VERTEX 3A SF



VERTEX 3A SF

Finish Available	Gauge	Stock Length	Length/Tube
Mill Aluminium	1.5mm	2.500m	6

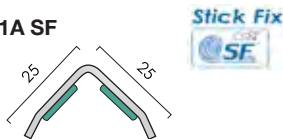
VERTEX 2A SF



VERTEX 2A SF

Finish Available	Gauge	Stock Length	Length/Tube
Mill Aluminium	1.5mm	2.500m	6

VERTEX 1A SF

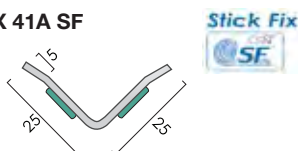


VERTEX 1A SF

Finish Available	Gauge	Stock Length	Length/Tube
Mill Aluminium	1.5mm	2.500m	6

ALUMINIUM INTERNAL CORNERS

VERTEX 41A SF



VERTEX 41A SF

Finish Available	Gauge	Stock Length	Length/Tube
Mill Aluminium	1.5mm	2.500m	6

VERTEX 3A CP SF



VERTEX 3A CP SF

Finish Available	Gauge	Stock Length	Length/Tube
Mill Chequer Plate	1.5mm	2.500m	6

Finishes




Mill Aluminium



Mill Chequer Plate

TSO Vertex aluminium corners are available in powder coat finish to special order. Please enquire for minimum order quantities dependent upon colour reference required.



Samples Available



look for the Stick-Fix™ logo



Vertex™ Solid Brass Corner Protection

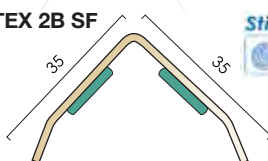
Supplied undrilled with Stick-Fix tape pre-applied.

Typical applications include airports, train stations, shopping malls and all commercial areas where columns and corners require protection from knocks and bumps. Other sizes available subject to minimum of 50 lengths.



EXTERNAL CORNERS for Prestige environments, Hotels and Restaurants

VERTEX 2B SF

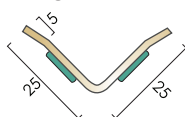


VERTEX 2B SF

Finish Available	Gauge	Stock Length	Length/Tube
Polished Brass	1.5mm	2.000m	6
Satin Brass TSO	1.5mm	2.000m	6
Antique Brass TSO	1.5mm	2.000m	6
Antique Bronze TSO	1.5mm	2.000m	6

INTERNAL CORNERS


VERTEX 41B SF



VERTEX 41B SF

Finish Available	Gauge	Stock Length	Length/Tube
Polished Brass	1.5mm	2.000m	6
Satin Brass TSO	1.5mm	2.000m	6
Antique Brass TSO	1.5mm	2.000m	6
Antique Bronze TSO	1.5mm	2.000m	6

Finishes



Polished Brass



Satin Brass




Antique Brass



Antique Bronze



To Special Order



Samples Available



look for the Stick-Fix™ logo



Vertex™ Stainless Steel Corner Protection

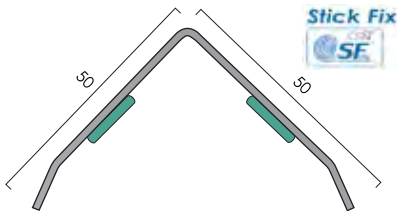


Supplied undrilled with Stick-Fix tape pre-applied.

Typical applications include airports, train stations, shopping malls and all commercial areas where columns and corners require protection from knocks and bumps. Other sizes available subject to minimum of 50 lengths. Grade: 304L Stainless Steel.

EXTERNAL CORNERS

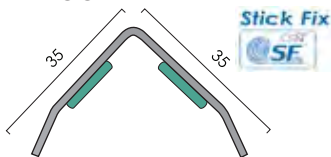
VERTEX 3S SF



VERTEX 3S SF

Finish Available	Gauge	Stock Length	Length/Tube
Bright Stainless Steel	1.2mm	2.000m	6
Brushed Stainless Steel	1.2mm	2.000m	6

VERTEX 2S SF



VERTEX 2S SF

Finish Available	Gauge	Stock Length	Length/Tube
Bright Stainless Steel	1.2mm	2.000m	6
Brushed Stainless Steel	1.2mm	2.000m	6

VERTEX 1S SF

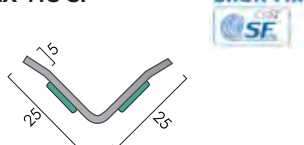


VERTEX 1S SF

Finish Available	Gauge	Stock Length	Length/Tube
Bright Stainless Steel	1.2mm	2.000m	6
Brushed Stainless Steel	1.2mm	2.000m	6

INTERNAL CORNERS


VERTEX 41S SF



VERTEX 41S SF

Finish Available	Gauge	Stock Length	Length/Tube
Bright Stainless Steel	1.2mm	2.000m	6
Brushed Stainless Steel	1.2mm	2.000m	6


Finishes



Bright
Stainless Steel Brushed
Stainless Steel



To Special Order



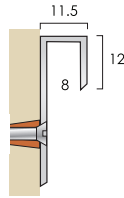
Samples Available

Capping Profiles

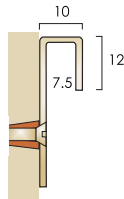


**ALUMINIUM**
DESIGNER
 HOME COLLECTION
CAP IT

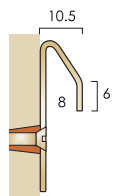
For carpet
and carpet tiles.

**SOLID BRASS****BCAP IT**

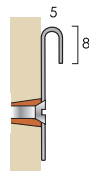
For carpet and
carpet tiles.

**BCAP**

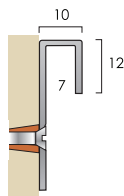
For carpet and
carpet tiles.

**STAINLESS STEEL****SCAP**

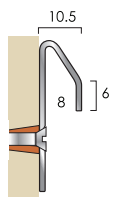

For vinyl and
linoleum flooring.

**SSE**

For carpet and
carpet tiles.

**SSNF**

For carpet and
carpet tiles.

**DHC Designer Finishes**

Brushed Stainless

Bright


Bronze

Light Bronze

Pewter

Onyx Black

Designer Satin

Standard Finishes

Polished Brass

Satin Brass

Antique Brass

Antique Bronze

Bright Stainless Steel

Brushed Stainless Steel

Capping Profiles

For installation on walls with floorings affixed where traditional skirtings are not preferred.

CAP IT DHC**DESIGNER FINISHES FOR DESIGNER FLOORS**

Finishes Available	Stock Length	Screw Size	Length/Tube
Brushed Stainless	2.715m	6	6
Bright	2.715m	6	6
Bronze	2.715m	6	6
Light Bronze	2.715m	6	6
Pewter	2.715m	6	6
Onyx Black	2.715m	6	6
Designer Satin	2.715m	6	6

BCAP IT

Finishes Available	Stock Length	Screw Size	Length/Tube
Polished Brass	2.000m	6	6
Satin Brass TSO	2.000m	6	6
Antique Brass TSO	2.000m	6	6
Antique Bronze TSO	2.000m	6	6

BCAP

Finishes Available	Stock Length	Screw Size	Length/Tube
Polished Brass	2.000m	6	6
Satin Brass TSO	2.000m	6	6
Antique Brass TSO	2.000m	6	6
Antique Bronze TSO	2.000m	6	6

SCAP

Finishes Available	Stock Length	Screw Size	Length/Tube
Bright Stainless Steel	2.000m	6	6
Brushed Stainless Steel	2.000m	6	6

SSE


Finishes Available	Stock Length	Screw Size	Length/Tube
Bright Stainless Steel	2.000m	6	6
Brushed Stainless Steel	2.000m	6	6

SSNF

Finishes Available	Stock Length	Screw Size	Length/Tube
Bright Stainless Steel	2.000m	6	6
Brushed Stainless Steel	2.000m	6	6



To Special Order



Samples Available

Fixings not supplied