

Choosing a **ROOF LANTERN**



Shop Smarter with Our Stock Sizes and Prices!
Buy online: www.rooflights-skylights.co.uk

Why consider a ROOF LANTERN?

Roof lanterns provide spectacular sky views, allowing the outside to be enjoyed inside while letting huge amounts of natural light into the internal space. But, unlike other rooflights, its unique structural design has the *added benefit of raising the internal ceiling height of your flat roof extension*, making the space feel larger and more expansive!

What type of roof lantern is right for you? Factors for consideration:

Aesthetics – External



This is subject to the type of building your roof lantern is to be installed on. An extension to a period or listed property may require the roof lantern to blend in with the existing building as a design requirement. However, on a more modern design, roof lanterns can be supplied to a bespoke specification and become an eye-catching architectural feature.



Aesthetics – Internal

The support structure of a roof lantern is very important for its look and feel. For uninterrupted sky views from the inside, there are a couple of construction options to consider:

1. Frameless: Using the latest silicone glazing techniques, the use of ultra-slim glass-to-glass with structurally bonded hip and ridge joints, make our Thermalight frameless roof lanterns some of the slimmest systems on the market, delivering some of the clearest views.

2. Slim Aluminium Frame: Super-strong yet light, aluminium box rafters deliver visual elegance and sharp minimalistic lines inside.

3. Reinforced PVCu or Aluminium Ridge:

The strong ridge design means minimal sized rafters and spas can be used to provide some of the narrowest sightlines available.

Materials

The frame-based designs are available in PVCu (grey or white) or aluminium (grey, white, or black). Aluminium exterior cover caps can also be powder coated to match a large selection of RAL colours, providing a durable and attractive roof finish. Some brands offer the inner framework to be finished in a different RAL colour to the outside finish, so you get the finish of your choice.

Energy saving benefits

The additional sunlight from a roof lantern means that less artificial lighting is required, helping to make electricity savings to cut bills and reduce a home's carbon footprint. Double glazing with an argon filled cavity, which improves heat retention by as much as 30%, comes as standard from NDC. Triple glazing is also optional to improve insulation, provide energy saving benefits, and reduce noise.

An energy-efficient performer

NDC's roof lanterns offer exceptional thermal performance, which is indicated by the U-Value. Measured in W/m^2K , the lower the U-Value, the lower the thermal transmittance and the better insulated the product is.

NDC offers centre pane U-Values as low as $0.6W/m^2K$, which helps keep warmth in during winter and heat out during summer. As a guide, Part L Building Regulations stipulate a maximum U-Value of $2.2W/m^2K$ for non-domestic applications and $1.8W/m^2K$ for refurbished or domestic projects.




Each brand offers glazing options that are designed to be cost and energy efficient, with triple glazed units able to achieve particularly low U-Values. If you require a specific glazing specification for your project, just contact our sales team for advice.

Minimise heat loss, prevent condensation

While it may sound negative, NDC roof lanterns are available thermally broken... which is a good thing! A thermal break is a layer of insulation that sits between the inner and outer halves of the rooflight's frame. This reduces the transmission of heat and cold and prevents condensation.

Supplied pre-assembled or kit-form


For fast and easy installation, pre-assembled roof lantern constructions can be delivered in one piece with the glazing elements pre-installed to fit directly on to a flat roof extension. However, should access be restricted, the roof lantern can be supplied in kit form for on-site assembly. All roof lanterns from NDC are supplied with drawings and installation instructions to ensure that the installation process is as smooth and pain-free as possible.



To discuss your project, call: 01276 450626 or place your order [ONLINE](#) FREE NATIONWIDE DELIVERY



Shatterproof Glazing



This slim and elegant glass roof lantern, designed and manufactured by Brett Martin, boasts a well-earned reputation as one of the safest options on the market. Plus, with its contemporary design adding architectural sophistication, it commands attention!

What truly sets this roof lantern apart is that it's the only one equipped with a laminated inner pane as standard – making it the safest choice for overhead glazing. This crucial safety feature prevents glass from falling into the building in case of accidents, like a falling object striking the roof lantern. In contrast, other roof lanterns typically come with toughened glass inner panes.

Featuring a 4-panel frame design, it offers unobstructed sight lines and neat junctions, effectively maximising the clear area for natural light to flood into the living area or workspace below. To add a touch of timeless elegance, two additional glazing bars enhance the 6-panel design's classic appeal.

Also as standard, the external aluminium framework is powder coated finish in Anthracite Grey RAL 7016, while the internal framework is White RAL 9010 (alternative colours are available on request).

This 4-panel and 6-panel design combines safety and style, making it a stand-out choice in any space.



To discuss your project, call: 01276 450626 or place your order [ONLINE](#) **FREE NATIONWIDE DELIVERY**



Brett Martin at a Glance

- Contemporary 4-panel design
- Classic 6-panel design
- Low-E insulated double glazing
- Laminated inner pane as standard
- Clean sight lines and neat junctions
- **Shape:** Rectangular
- **Finish:** External finish: Supplied powder coated in Anthracite Grey RAL 7016
- Internal finish: Supplied powder coated in White RAL 9010
- Other powder coating colours available upon request
- **Warranty:** 10 years
- Manufactured in the UK

[Click here to visit our Brett Martin range](#)




Frameless

Thermalight roof lanterns have a contemporary and unique design that utilises the latest state-of-the-art technology in structural silicone glazing, creating a totally frameless product with one of the slimmest sightlines on the market.



This exclusive design has been adopted across our Pyramid and Octagonal rooflight ranges. The ultra-slim glass-to-glass joints creates a stunning flat roof lantern feature, available with a 40° pitch and 20° & 30° options also available, guaranteeing that a generous amount of natural light floods into the room beneath. Thermalight can be used in a wide variety of applications and is an ideal solution for a flat roof.

Supplied prefabricated means fast and easy installation every time.



Thermalight at a Glance

- Low profile, premium quality system
- No internally visible framework for maximum daylight
- U-Values from as low as $0.6\text{W/m}^2\text{K}$ with increased glass specification
- Thermally broken aluminium unit for improved thermal performance
- Double glazed in clear 'heat soaked' toughened safety glass as standard
- Complete weather, air permeability and non-fragility testing compliance
- **Shape:** Pyramid and Octagonal
- **Finish:** Dual coloured as standard – RAL 7016 Anthracite Grey External / RAL 9910 White Internal
- Designed to fit a builder's kerb
- 'Secured by Design' (Part Q) option
- Fully tested to meet LPS 2081: Issue1 accreditation
- **Warranty:** 10 years
- Manufactured in the UK

[Click here to visit our Thermalight range](#)



Slim Frame

Whether it's for a traditional or contemporary home, large or small space, an orangery, a replacement roof, or a new extension, SkyLantern roofs offer the perfect solution.

Beautifully designed to be minimal yet functional, SkyLantern's super-strong yet light aluminium rafters deliver visual elegance and a superior thermal performance. No chunky bars or supports clutter the ridge, ensuring the unit's structural design has sharp lines inside and low sightlines outside – stylish and elegant both inside and out.

By keeping sightlines low and unobtrusive, SkyLantern ensures even a large, glazed roof structure won't dominate a plot. All aluminium exterior-coloured profiles are quality finished with powder coat paint, which is guaranteed to last while achieving the exterior look you desire. From the outside, SkyLantern's discreet design for rafter external caps and sleek ridge provide that quality finishing touch.

Available from as small as 1m x 1m, right up to a maximum width of 6m with no maximum length!





Skylantern at a Glance

- Minimalist modern design with ultra-low sightlines
- Overall U-Value of $1.3\text{W/m}^2\text{K}$ (double glazing)
- U-Values from as low as $0.7\text{W/m}^2\text{K}$ when fitted with 44mm triple glazed Low-E glass
- Thermally broken aluminium unit for improved thermal performance
- Variable pitch options available
- All double glazing is Kite marked toughened glass – 5 times stronger than ordinary glass
- Choice of uPVC or Aluminium end caps
- **Ventilation:** single bay roof vents
- **Shape:** Pyramid (square/rectangular base) and Bespoke
- **Finish:** Available in all RAL colours
- Fully Tested to wind pressure of up to 3KN/m^2
- **Warranty:** 10 Years
- Manufactured in the UK

[Click here to visit our Skylantern range](#)



PVCu Ridge Design

The Wendland PVCu Roof lantern is the perfect choice for those who are cost conscious but do not want to compromise on style. Because of its strong ridge design, the unit requires fewer structural bars giving it a modern look, and with a host of easy-fit clip-on features and no visible fixings.

Available in ten stock sizes in either a grey or white external finish, the lanterns are perfect for any flat roof extension or orangery. You can also choose between a grey or white internal finish, and a neutral or blue glass – both glass specs delivering an impressive U-Value of 1.2W/m²K.

As one of the few designs with a thermally broken ridge, bars and ring beam, the unit is packed with thermal features to prevent condensation build up. There are also many fitter-friendly features designed into the system to make it simple to install, such as the unique pre-assembled RidgeLOCK system, clip-on ridge end covers, pre-fitted thermal clips, and easy-fit clip-on cappings. Units are delivered unglazed and will require assembly on-site, with the glass delivered separate to the frame.





Wendland at a Glance

- Modern PVCu design with low sightlines
- Neutral and Blue glass deliver a U-Value of 1.2W/m²K
- Unique pre-assembled RidgeLOCK system for ease of installation
- Thermally broken ridge, bars, and ring beam for improved thermal performance
- 20° glass pitch
- Choice of uPVC or Aluminium end caps
- **Shape:** Rectangular and Bespoke
- **Finish:** External finish – Available in either grey or white
- Internal finish – Choice of either grey or white
- **Warranty:** 10 Years
- Manufactured in the UK

[Click here](#) to visit our Wendland range



Premium Design



Lunaglaze roof lanterns feature a sleek and slimline aluminium frame that seamlessly blends into both traditional and modern residential projects. They maximise natural light with an apex pitch of 25 degrees and 38mm internal rafters.

Achieving a low U-Value of 1.3W/m²K, these roof lanterns contribute to a warmer and more energy-efficient home. You can choose from Anthracite Grey, Black, White, or dual-colour frames as standard.

With the convenience of glass and frame supplied together and easy installation features, you can have it fitted in just 40 minutes. It's fully compatible with our range of uPVC upstands and can be easily installed on a weathered builder's kerb.

Rest assured, Lunaglaze roof lanterns have undergone rigorous weather testing to BS6375 standards, providing maximum protection against the unpredictable British weather.





Lunaglaze at a Glance

- Slim and contemporary aesthetic – 38mm rafters
- 6 standard sizes in single and dual colour options
- Low U-Vales of 1.3W/m²K
- Part L Compliant double glazing
- Quick and simple installation – as little as 40 minutes sizes available for quick delivery
- Maximum weather tested to BS6375
- **Shape:** Rectangular
- **Finish:** External finish: Anthracite Grey, Black and White
- Internal finish: Anthracite Grey or White
- **Warranty:** 10 years
- Manufactured in the UK

[Click here to visit our Lunaglaze range](#)



Alu Ridge Design

Korniche 'All Aluminium' roof lanterns are based upon a popular wooden-framed design prominent in the Victorian-era. Thanks to its die-cast aluminium components and patented method of fixings, it can span up to 3m x 2.5m for a single piece of glass per side, or up to a maximum roof space of 6m x 4m with intermediate rafters – the perfect solution for large area glazing.

Its award-winning aluminium rafters and spas provide some of the narrowest sightlines available, with no visible fixings and seamless joints throughout. The spa ends are fitted with aluminium die-cast end caps sculpted to fit perfectly, maintaining the beautiful aesthetics inside and out.

A fully thermally broken unit for optimum energy performance, outside aluminium elements are connected to the internal ones through thermal breaks, vastly reducing heat transfer.

Its simple design means it's fast and easy to install. Korniche can be supplied with a range of high-performance self-cleaning glass options to suit every taste. To complement your new roof, you can choose from either Clear, Blue, Neutral, Premium Aqua, Premium Blue and Privacy. And with U-Values ranging from 1.0 – 1.2, Units are delivered unglazed and will require assembly on-site, with the glass delivered separate to the frame.





Korniche at a Glance

- A modern take on a Victorian design
- 6 glass specs – Clear, Blue, Neutral, Premium Aqua, Premium Blue & Privacy
- Deliver a glazing U-Value of between 1.0 - 1.2W/m²K
- Its simple design means it's fast to install
- Fully thermally broken unit for improved thermal performance
- Sculpted Aluminium end caps
- **Shape:** Square, Rectangular and Bespoke
- **Finish:** External finish: Available in gloss white, matt grey and matt black
- **Internal finish:** Choice of either gloss white, matt grey and matt black
- **Warranty:** 10 years
- Manufactured in the UK

[Click here to visit our Korniche range](#)

Why choose National Domelight?

Founded in 1983, National Domelight has been a leading supplier of daylight solutions for over 35 years – domelights, rooflights, skylights, roof lanterns, smoke vents, access hatches – whatever you need, we've got you covered!

We are passionate about bringing natural light and ventilation into every home in ways that will have a positive effect on health and wellbeing, whilst providing an energy efficient solution for homeowners.

Our aim is to make the specification and final purchase of your rooflight/skylight as simple as possible, leaving you feeling confident that you've made the right choice.



- **Custom-made**

Check-out the bespoke options on nationaldomes.com then give us a **call on: 01276 450626**

- **Buy Online**

If you already know the type, style, and size of unit, just visit our **online shop: rooflights-skylights.co.uk**

- **Need a little help?**

Our experienced sales team are on hand to help you choose the right solution for your project, and pocket. To speak with a member of our team, **call: 01276 450626**



Our guarantee of quality

All rooflights and skylights supplied by us have been fully tested and meet all product certification requirements. We guarantee the highest quality, without compromise, at a fair price every time.

Protecting the environment

We are fully aware of the effect construction activities can have on the environment and are continuously working towards offering new and innovative daylight solutions that minimises any negative environmental impact.

As specialists in natural light solutions, many of our brands are recognised as industry leaders, setting the highest standards for products, quality, and customer service.

To discuss your project, call: 01276 450626 or place your order [ONLINE](https://nationaldomes.com) FREE NATIONWIDE DELIVERY



National Domelight
Unit 205
Basepoint Business Centre
377-399 London Road
Camberley
Surrey
GU15 3HL

Tel: 01276 450626
Email: info@nationaldomes.com
www.nationaldomes.com



▶ Visit our website to watch our
product videos.

For bespoke options visit our website:
www.nationaldomes.com



For stock sizes visit our online shop:
www.rooflights-skylights.co.uk

Important notes:
The responsibility for determining that any building component complies with the
relevant Building Regulations rests solely with the client or specifier.

Please note lead times and specifications correct at time of print.

The National Domelight Company policy is one of continuous product improvement;
accordingly we reserve the right to alter specifications without notice at any time.

