

T555 Data Sheet

High Performance Double Sided
Tissue Tape

Description

A thin tissue carrier coated on both sides with a high performance, crosslinked modified acrylic adhesive. Providing an excellent combination of very high adhesion and shear performance.

Benefits

- Exceptional combination of performance and price.
- High tack adhesive bonds to a wide range of smooth and slightly rough surfaces.
- Very high adhesion to glass, metals, paints and most plastics.
- Very high shear and high temperature performance.
- Good resistance to solvents and plasticizers.
- Good resistance to UV light and weathering.
- Suitable for most general and high performance applications.
- Available with our production aid film release liner.

Technical Data

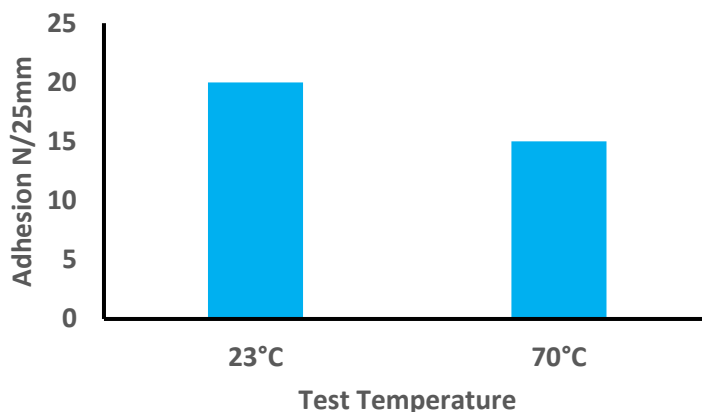
Thickness 0.13 mm

Temperature Range



Minimum application temperature: +10°C

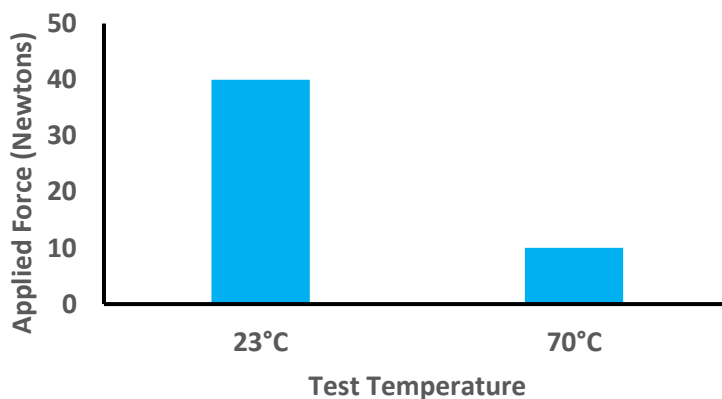
180° Peel Adhesion Results To Steel



Production Advantages

- Clean and simple to use
- Quick and efficient application
- Consistent adhesive coating thickness
- Consistent adhesion performance
- Instant adhesion
- No hazardous fumes
- No drying or curing times
- Ready for the next part of application process
- No contamination of other surfaces.

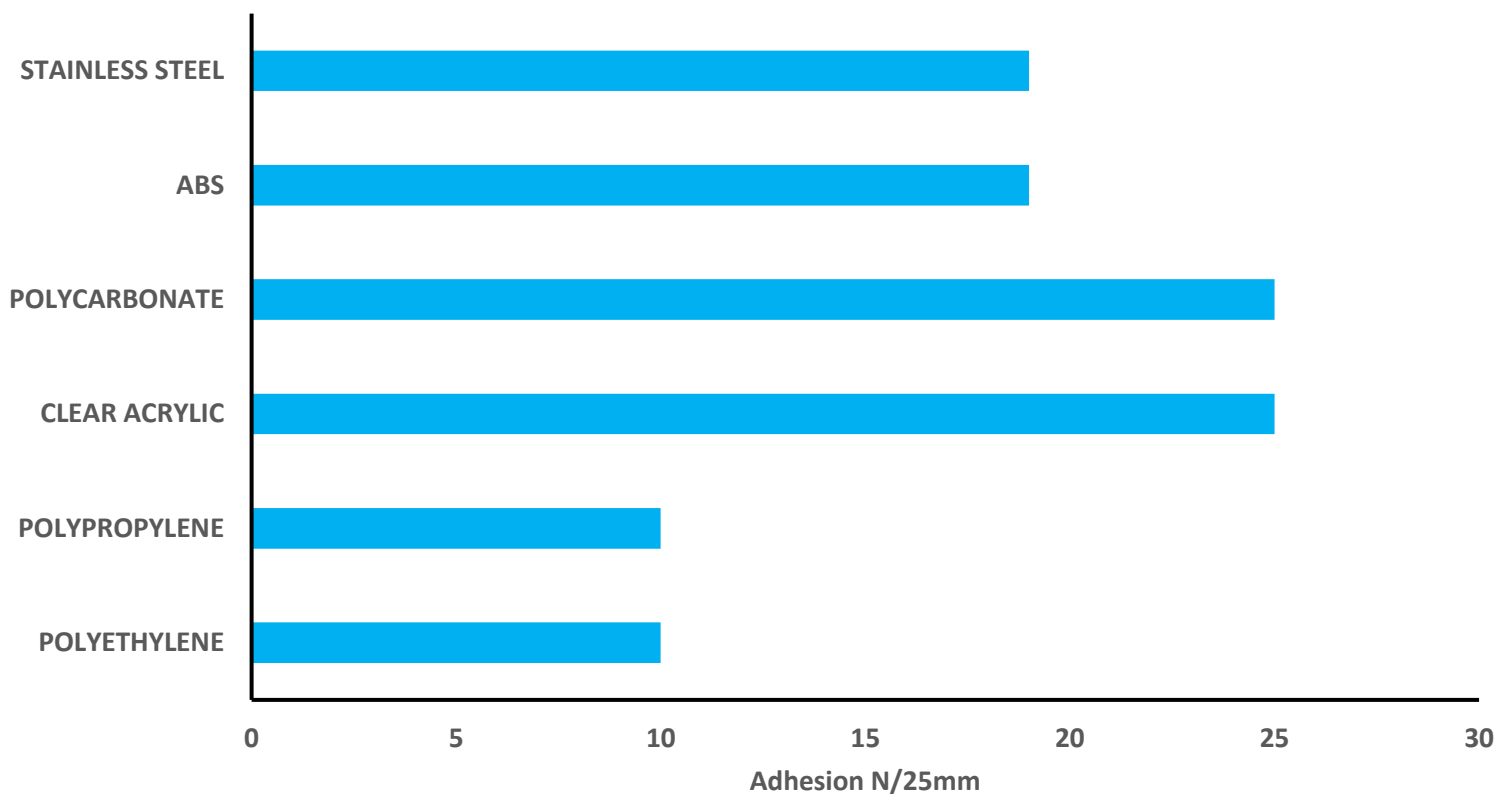
Static Shear (AFERA) Results To Steel



T555 Data Sheet

High Performance Double Sided
Tissue Tape

Typical Surface Adhesion Values



Product Availability

Product Variations	Pads, Diecut Gaskets, Sheets and Special Laminations.
Colour	White Tissue
Width	6mm - 1250mm
Release Liner	Production aid film or Paper
Delivery	All rolls cut to order supplied within a few days

Limitations

Few. T 555 can be used in most situations, but performance may be limited on very low surface energy plastics such as polyethylene and polypropylene; and on very rough materials.

Warranty

Our technical advice is offered in good faith but without warranty. The user is responsible for testing under their own conditions of use assuring themselves that it is suitable for their particular purpose. The technical data was obtained under specific laboratory test conditions, and should not be used for specification purposes without prior consultation with us.