

Uniclass L555			
CI/SfB	(42)+(43)+(47)	Xh	

July 2021





Allway® Expansion Joint Covers

CS has been helping specifiers, contractors and end users to solve complex building movement problems for over 45 years. From early design and product selection, right through to practical considerations at the installation stage, we are here to help you avoid costly mistakes. If required, our experienced Conspec Contracts team can fit our joint covers for you, to ensure snag free project delivery.

Our standard range featured in this brochure includes a wide selection of floor, wall, ceiling, exterior and car park models to suit most situations. However, if you cannot find a product which meets your performance or aesthetic requirements, be sure to contact us. As part of a global company, we have access to the most comprehensive line of expansion joint covers in the world. Our team of technical experts can also work with you to design a custom cover that meets your specific needs.

Conceal | Protect | Cover | Seal | Move



COMPANY PROFILE






Construction Specialties operates through 22 offices worldwide, and has key manufacturing locations or Sales Offices in most European countries.

The UK Head Office, based in Buckinghamshire, is the sales and manufacturing hub for servicing markets across the UK, Ireland, Finland, Norway, Denmark, Latvia, Estonia and Malta, through a network of experienced and professional technical sales representatives and agents.

Our product range includes wall and corner protection, bespoke wall coverings, impact resistant doorsets, entrance matting, performance coatings, expansion joint covers, serviced wall systems, solar shading, cubicle curtain track, architectural louvres and explosion venting.

These have been successfully installed in many of the world's most prestigious buildings, across a spectrum of business sectors including healthcare, transport, retail, leisure and commercial offices.

Contents

	PAGES
CS ALLWAY INTRODUCTION	4-7
EXPANSION JOINT BASICS	8
SPECIFYING EXPANSION JOINT COVERS	9
CS ALLWAY PRODUCT RANGE	10-93
	FLOOR JOINT COVERS ▶ 10-43 PRODUCT SELECTOR ▶ 12-13 GASKETED JOINT COVERS ▶ 14-29 METAL JOINT COVERS ▶ 30-39 COVER STRIPS AND PLATES ▶ 40-43
	WALL AND CEILING JOINT COVERS ▶ 44-63 PRODUCT SELECTOR ▶ 46-47 GASKETED JOINT COVERS ▶ 48-55 METAL JOINT COVERS ▶ 56-59 COVER STRIPS AND PLUGS ▶ 60-63
	CAR PARK AND STADIA JOINT COVERS ▶ 64-79 PRODUCT SELECTOR ▶ 66-67 GASKETED JOINT COVERS ▶ 68-75 METAL JOINT COVERS ▶ 76-79
	EXTERIOR JOINT COVERS ▶ 80-89 EXTERIOR WALL COVERS ▶ 80-85 ROOF COVERS ▶ 86-89
	ACCESSORIES ▶ 90-93 FIRE BARRIERS ▶ 90-91 MOISTURE BARRIERS ▶ 92 ACOUSTIC BARRIERS ▶ 93
OUR SERVICE; RAPID SHIP TERMS & CONDITIONS	94
RECENT PROJECTS	95



Canary Wharf, London, UK

CS Allway® Expansion Joint Covers

Solving complex
building problems
for over 45 years



Adobe Systems Incorporated, Utah, US




Tate Modern, London, UK



Marina Bay Sands, Singapore



Cathedral of Christ the Light Church, California, US



Aviva Stadium, Dublin, Ireland



San Francisco International Airport, California, US

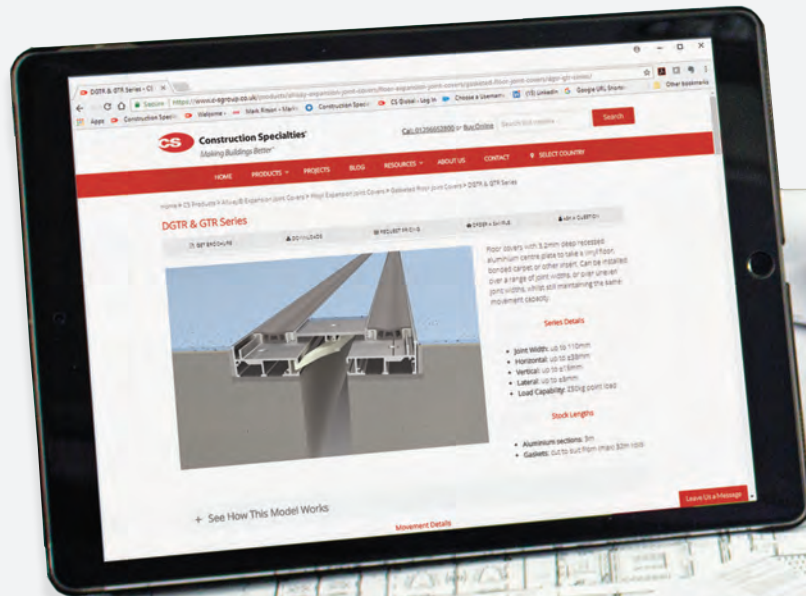
The CS Difference

With decades of global experience, your project is in capable hands with us. CS has the most comprehensive, tried and tested expansion joint covers range in the world, along with a team of experts to offer technical and practical advice at every project stage.

BESPOKE DESIGN

We understand that every project is unique and our standard designs may not always fit the bill. Our technical experts can work with you to design a bespoke solution that meets your project's specific requirements.

Where required, we can test multi-directional movement of up to 170mm wide joint covers in CS' full-scale test chamber, so that you can be assured your bespoke solution is fit for purpose.



TECHNICAL ADVICE

Our website provides a wealth of product information, from handy guides and technical articles, to CAD details and case studies, to assist you with selection of the correct joint cover solution for your project.

We are here to help you every step of the way, so if you are unsure which model to specify, please contact us for advice.

SPECIFICATION ASSISTANCE

Standard NBS specifications for all our products are available on our website, or can be requested via email or phone.

We are also members of NBS Plus, and suggested EJC specifications can be found in the 'Manufacturers' section of NBS Building, NBS Create and NBS Chorus.

PROJECT SUPPORT

We offer an estimating service, and site surveys where required, to ensure accurate quotations. Technical assistance and site visits can be arranged at every project stage.

If you just need a budget figure to work with, quick estimates can also be requested via email or a simple form on our website.



ONLINE CHAT

Our popular online chat facility is available when you need a quick answer while browsing our site:
www.c-sgroup.co.uk

THE RANGE

CS Allway expansion joint covers range from modest cover plates to the most sophisticated multi-directional assemblies, to suit a variety of situations and budgets.

To complement a wide choice of joint covers for floors, walls and ceilings, our product range also includes specialist covers for car parks, roofs and exterior walls, to offer you a complete joint cover package for your project.

INSTALLATION ASSISTANCE

Comprehensive instructions are available to guide you through the installation of our products.

Factory fabricated transitions can be supplied for some models to assist with more complicated detailing and speed up installation. Please refer to information on the relevant product pages, or send an enquiry to find out more.

If required, a professional installation service is available through our installation division, Conspec Contracts. Our experienced, CSCS accredited installation teams deliver snag-free projects on time and on budget.

For further information visit: www.c-sgroup.co.uk/2894



QUICK DELIVERY

We keep a wide range of models in stock, so that we can fulfil orders quickly whenever possible. A selection of our EJC models is available on a CS Rapid Ship service (see opposite for details).

If site storage and access are problematic, ask us for phased shipment, so that materials arrive on site at the right times.

COMPATIBLE ACCESSORIES

Our range of accessories includes Fire Barriers, Moisture Barriers and Acoustic Barriers to ensure fitting and performance compatibility between components.

CS RAPID SHIP

We have selected our most popular EJC models and streamlined our processes in order to fulfil your order quickly.

Our goal is to deliver these models within 3 working days from receipt of an approved order, depending on availability.

For terms & conditions and a full list of available models ▶ 94



Expansion Joint Basics

An **expansion joint** (also referred to as a **movement joint**) is a structural gap between adjacent parts of a building that allows for safe and inconsequential relative movement of those parts, caused by thermal variations, ground settlement or other conditions.

EXPANSION JOINT CHARACTERISTICS

- Expansion joints are designed to accommodate building movement in a controlled manner, preventing damage to internal and external finishes.
- They go right through the structure of the building from top to bottom and front to back (floors, interior walls, ceilings, exterior walls, floor to wall, wall to wall, ceiling to wall, roof).
- Joints often become wider as the building gets higher.

EXPANSION JOINT COVERS

Expansion Joint Covers (EJCs) provide a covered transition across an expansion joint opening, and, when specified correctly, remain unaffected by the movement of the two surfaces either side of the joint.

MAIN TYPES OF MOVEMENT



Thermal / Shrinkage

Movement caused by the structure expanding and contracting with temperature changes, or shrinking as it dries out. Water/moisture can also affect building components, causing swelling or shrinkage.



Settlement

Movement caused by the dead and live loads of the structure on the supporting foundations.



Wind Sway

Movement caused by the effect of strong winds on the structure. More pronounced on tall buildings.



Seismic

Multi-directional movement caused by earthquakes. Can be significant, depending on the magnitude of the seismic activity.


NB: General recommendations for the design of joints and the use of jointing products in building constructions are covered by British Standard BS 6093:2006+A1:2013 'Design of joints and jointing in building construction. Guide'.

MOVEMENT SYMBOL KEY

We have adopted the following symbols in this brochure to indicate the range of movement available with our EJC models:




Opening/closing movement



Movement resulting in a change of plane level on either side of the joint



Movement along the joint length



NB: ∞ - denotes that movement of the EJC itself is unlimited, but may be restricted by site conditions. Movements shown in the tables are the maximum for each direction and are not always achievable simultaneously.

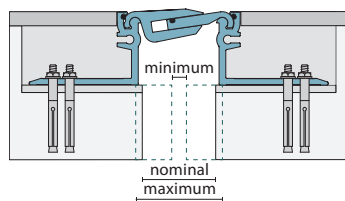
Specifying Expansion Joint Covers

Selecting, detailing and specifying expansion joint covers can be challenging, but by considering a number of factors in a logical way it becomes much easier.

EXPANSION OR MOVEMENT JOINT WIDTH

The **nominal joint width** is the width of the structural expansion gap under normal operating temperatures, and is typically established by the structural engineer. **Minimum joint width** is the narrowest (linear) gap that the joint is expected to close to*, and **maximum joint width** is the widest gap the joint is expected to open to.

Most expansion joint cover models are designed to suit a specific nominal joint width, with some models able to accommodate a range of joint widths.



* When material such as a fire barrier, or joint cover parts are situated within the joint opening, it is important to avoid using '0' [zero] as the minimum joint width. Any such part would get damaged if a joint closed to 0mm.

ANTICIPATED MOVEMENT RANGE

This value is also usually determined by the structural engineer, taking into account the impact of thermal movement, wind sway, lateral shear or multi-directional movement on the structure.

Movement range is usually expressed as a +/- movement, but can also be presented as an overall movement, or as a percentage of the expansion joint width.

For example, a 50mm nominal expansion joint with an anticipated expansion and contraction of 25mm could be expressed as:

- 50mm +/-25mm
- 50mm with a total movement of 50mm
- 50mm +/- 50%

BUILDING USAGE AND LOADING REQUIREMENTS

Consider what the building will be used for. This will affect the choice of expansion joint cover (EJC).

For example, if the expansion joint is in a hospital, or other type of building where hygiene and infection control are critical, then a smooth gasketed model may be the best option, as it will be flush fitting, wheel friendly and watertight.

In a heavily trafficked area where infection control is not an issue, such as light industrial, leisure or retail environments an all metal model that is hard-wearing, easily assembled and tamper-proof may be the optimum solution.

In all applications, the level of traffic and load requirements should be taken into account. For example, for facilities which are subjected to heavy wheeled traffic, such as airports, shopping centres or heavy industrial environments, a heavy duty solution may be most suitable, as it has the capabilities of the standard duty model, with the added advantage of 1000kg point loading.

Generally, the floor EJC application is the element most affected by usage. Therefore we recommend that the selection process begins with the floor cover and progresses to walls and ceilings from there.

AESTHETICS

When selecting EJCs for your project, consider adjacent floor and wall finishes to ensure compatibility.

Also, where minimal visual impact is important, opt for a model which allows for the finish to be integrated into the cover assembly. We can also colour match gaskets to blend them in with surrounding finishes. (Note that this option is subject to minimum order quantities).

ADDITIONAL PERFORMANCE REQUIREMENTS



Fire Barriers ▶ 90-91

EJCs can be fitted with fire barriers to achieve fire rating where required. CS Fire Barrier models have been tested to relevant British Standards, or are Underwriters Laboratories certified. Having been developed specifically to suit expansion joints, our Fire Barriers offer cycling capabilities to cope with horizontal and shear movement requirements.



Moisture Barriers ▶ 92

If moisture ingress is an issue, Moisture Barriers with or without drainage can be supplied. All exterior façade and roof models, and some floor systems, incorporate a Moisture Barrier as standard.



Acoustic Barriers ▶ 93

Acoustic Barriers can be specified in areas where noise transfer is an issue.

OTHER CONSIDERATIONS

Blockout Recess

To avoid costly problems on site (or product substitution), it is essential to specify and correctly form the blockout for any recess mounted EJCs. Minimum recess dimensions required are listed in tables on the product pages.

Transitions between adjacent cover systems

It is important that transition details are worked out thoroughly, because bad transitions can ruin even the best joint cover scheme.

Transitions in exterior covers, particularly between roof and wall covers, are critical to the watertightness of the exterior envelope.

Factory fabricated, heat welded transitions for our exterior wall joints can be supplied to avoid issues with weather integrity during and after installation.

NEED HELP WITH SPECIFYING?

Visit our website, where you will find a lot of content, from blogs and guides, to case studies, which you may find useful when specifying: www.c-sgroup.co.uk

If you need assistance with deciding on the best CS Allway solution for your project, please be sure to get in touch with us.

Finally, if you feel that a CPD presentation on the subject of building movement and EJCs would be beneficial to your practice please contact us on cpd@c-sgroup.co.uk

Allway® Expansion Joint Covers - Floors

JOINT WIDTH UP TO 150MM | MOVEMENT UP TO ± 100 MM

The selection of floor joint covers is often the most critical step in the specification process, as their performance has the greatest impact on occupants and building maintenance. Anticipated rolling loads and the need for hygiene can also be major considerations in the cover selection.

Choose from a wide range of floor cover options to suit the functional and aesthetic requirements of your project.



For more information visit:
www.c-sgroup.co.uk/3485



Our popular APF series offers the robustness and multi-directional movement often required in major transport interchanges ▶ 32-33

Not sure which floor cover to choose? Here are some general tips:

MOUNTING TYPE

Surface mounted covers are fast to install, and are ideal for retrofit applications, or situations where a blockout hasn't been provided along the expansion joint to fit a recess mounted product.

They can be fitted over a wide range of floor finishes, and joint components are replaceable if required.

If a flush floor finish, or reduced visual impact is a key requirement, consider one of our **recess mounted models**, available in a range of options to suit different floor finish types.

MATERIAL TYPE

Gasketed covers are ideal for small interior joints requiring a hygienic, easy to clean solution.

Hard wearing **all metal** models suit applications where low maintenance and/or a tamper-proof finish are desired. These products typically offer a greater movement range, often including vertical and lateral movement. They are designed for high volumes of pedestrian traffic and heavy load conditions.

To further narrow down your selection, use our handy chart ▶ 12-13



Rigid W series covers provide a simple to install and unobtrusive solution for small interior joints, here installed in a retail unit ▶ 41














Surface mounted GFPS covers are designed to work with carpet or vinyl finishes and offer minimal visual appearance ▶ 16



Aluminium ALS covers are durable, tamper-proof and practically maintenance free - ideal for education facilities ▶ 34


Allway® Floor Joint Covers Selection Chart

Use the chart below as the first step in choosing the right type of EJC for your next project, then refer to details on the product pages to find the best option to suit your needs. If you have a unique situation and cannot find the right solution, please get in touch as we would love to help.

Cover Type	Appearance	Description / Key Features	EJC Series	Nominal Joint Width*	Horizontal Movement Range*	
Single Gasketed		Surface mounted; minimum exposed surface; sealed gasket installation; easy to install	GFS ▶ 15	up to 50mm	up to ±10mm	
			GFPS ▶ 16	up to 50mm	up to ±10mm	
		Recess mounted; minimum exposed surface; sealed gasket installation; selection of frame depths	GFT ▶ 17	up to 50mm	up to ±10mm	
		Surface mounted; heavy duty; easy to install	RLO ▶ 19	up to 55mm	up to ±15mm	
		Recess mounted; heavy duty; options with stainless steel capping available	GFT-HD; GFT-HDS ▶ 18 HO-HD; HO-HDS ▶ 20	up to 50mm up to 50mm	up to ±10mm up to ±15mm	
Double Gasketed		Recess mounted; sealed gasket installation	DGTP; GTP ▶ 23 DGTR; GTR ▶ 24 DGTRD; GTRD ▶ 25	up to 110mm up to 110mm up to 110mm	up to ±38mm up to ±38mm up to ±38mm	
		Recess mounted; heavy duty; sealed gasket installation; options with stainless steel capping available	DGTP-HD; GTP-HD ▶ 26 GFD-HD; GFD-HDS ▶ 27 HOD-HD; HOD-HDS ▶ 28	up to 110mm up to 50mm up to 50mm	up to ±38mm up to ±20mm up to ±15mm	
All Metal		Surface mounted; heavy duty; low maintenance; easy to install	APF-SM ▶ 31	up to 133mm	up to +40/-20mm	
		Recess mounted; up to 100% horizontal movement; low maintenance; stainless steel options available	ALS ▶ 34 ALR ▶ 35 SJP-S ▶ 38 SJ-S ▶ 39	up to 100mm up to 100mm up to 150mm up to 50mm	up to ±75mm up to ±75mm up to ±100mm up to ±25mm	
		Recess mounted; heavy duty; low maintenance; stainless steel options available	APF ▶ 32-33 AL-HD ▶ 36 AL-HDC ▶ 36 SJ-HDS ▶ 39	up to 110mm up to 100mm up to 50mm up to 50mm	up to +40/-20mm up to ±65mm up to ±25mm up to ±25mm	
Cover Plates		Surface mounted; economical aluminium plates; easy to install	W ▶ 41 PC ▶ 42	up to 50mm up to 100mm	up to ±35mm up to +65/-100mm	
		Surface mounted; heavy duty; easy to install	W-HD ▶ 41 PCH ▶ 43	up to 80mm up to 100mm	up to ±80mm up to +75/-80mm	

* For detailed information refer to tables on product pages.

† For full Terms and Conditions ▶ 94

	Designed For	Load Capability	Finishes	Matching Wall or Ceiling Cover	Rapid Ship Models [†] 	Accessories
	Interior applications; hygienic environments; ideal for retrofit situations	250kg point load	All interior floor finishes	FGFS ▶ 49	N/A	Fire Barriers ▶ 90-91 Moisture Barriers ▶ 92
			Carpet, vinyl (up to 5mm thick)	FWF ▶ 50; FWFP ▶ 51	GFPS-100; GFPS-200 ▶ 16	
	Interior applications; hygienic environments	250kg point load	Carpet, vinyl, wood, tile, terrazzo, stone	FWF ▶ 50; FWFP ▶ 51	GFT-200/50 ▶ 17	Fire Barriers ▶ 90-91 Moisture Barriers ▶ 92 Acoustic Barriers ▶ 93
	Interior or exterior applications; ideal for retrofit situations	1000kg point load	Carpet, vinyl, wood, tile, terrazzo, stone, concrete	N/A	N/A	Fire Barriers ▶ 90-91 Moisture Barriers ▶ 92
	Interior applications	1000kg point load	Carpet, vinyl, wood, tile, terrazzo, stone, concrete	FWF ▶ 50; FWFP ▶ 51	N/A	Fire Barriers ▶ 90-91 Moisture Barriers ▶ 92 Acoustic Barriers ▶ 93
	Interior or exterior applications			N/A	HO-200HD ▶ 20	
	Interior applications; hygienic environments	250kg point load	All interior floor finishes	GTW ▶ 53	N/A	Fire Barriers ▶ 90-91 Moisture Barriers ▶ 92 Acoustic Barriers ▶ 93
			Up to 3.2mm thick	GTW ▶ 53	N/A	
			Up to 9.5mm thick	GTW ▶ 53	N/A	
	Interiors, hygienic areas	1000kg point load	Carpet, vinyl, wood, tile, terrazzo, stone	GTW ▶ 53	N/A	Fire Barriers ▶ 90-91 Moisture Barriers ▶ 92 Acoustic Barriers ▶ 93
	Interiors, hygienic areas		Up to 35mm thick	GTW ▶ 53	N/A	
	Interior or exterior areas		Up to 25mm thick	N/A	N/A	
	Interior or exterior applications; industrial; heavy wheeled equipment; suitable for retrofit situations	1000kg point load	Concrete, carpet, vinyl, tile, terrazzo, stone	N/A	N/A	Fire Barriers ▶ 90-91 Moisture Barriers ▶ 92
	Interior or exterior applications (ALR series - interior only); commercial and industrial	250kg point load	Concrete, vinyl, tile, stone	AFW ▶ 58	N/A	Fire Barriers ▶ 90-91 Moisture Barriers ▶ 92 Acoustic Barriers ▶ 93
			Up to 3mm thick	N/A	N/A	
			Up to 25mm thick	N/A	N/A	
			Concrete, vinyl, tile, stone	N/A	N/A	
	High traffic interior or exterior areas; industrial; heavy wheeled equipment	1000kg point load	Concrete, carpet, vinyl, tile, terrazzo, stone	N/A	APF-200/50 ▶ 32	Fire Barriers ▶ 90-91 Moisture Barriers ▶ 92 Acoustic Barriers ▶ 93
				N/A	N/A	
				N/A	N/A	
				N/A	N/A	
	Interior applications; ideal for retrofit situations	250kg point load	Concrete, carpet, vinyl, wood, tile, terrazzo, stone	W ▶ 61	W-70; W-90 ▶ 41	Fire Barriers ▶ 90-91
				PC ▶ 62; SMN ▶ 57	PC-100; PC-200 ▶ 42	
	Interior applications; ideal for retrofit situations	1000kg point load	Concrete, carpet, vinyl, wood, tile, terrazzo, stone	N/A	N/A	Fire Barriers ▶ 90-91
				N/A	N/A	

Single Gasketed Floor Joint Covers


JOINT WIDTH UP TO 55MM | MOVEMENT UP TO ± 15 MM

- Surface and recess mounted options
- Easy to clean for areas where hygiene is important
- Multi-directional movement
- Heavy duty options available
- Options to suit most floor finishes
- Interior applications, with some variants suitable for exterior areas
- New build and retrofit applications
- Replaceable gaskets



GFS SERIES

JOINT WIDTH UP TO 50MM | MOVEMENT UP TO ± 10 MM



Easy to install surface mounted floor covers, ideal for retrofit applications and refurbishments.

- Floor joint covers comprising extruded aluminium frames and single TPR gasket
- Easy installation over a wide range of floor finishes
- Suitable for interior areas where hygiene is important
- Gaskets are replaceable on-site
- Load capability: 250kg point load



FLOOR FINISH | Carpet | Vinyl | Wood | Tile | Terrazzo | Stone | Concrete

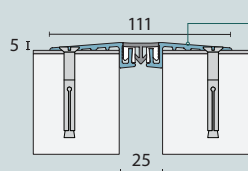
FLOOR TO FLOOR COVERS

Model	Joint width (mm)	Exposed surface (mm)	Side frame thickness (mm)	Movement (mm)		
				↔	↕	↗
GFS-100	25	111	5	± 5	± 3	± 2
GFS-200	50	129	5	± 10	± 3	± 3

FLOOR TO WALL COVERS

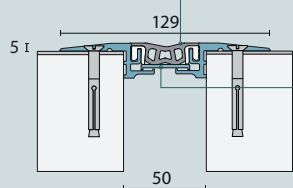
Model	Joint width (mm)	Exposed surface (mm)	Side frame thickness (mm)	Movement (mm)		
				↔	↕	↗
GFSW-100	29	71	5	± 5	± 3	± 2
GFSW-200	52	91	5	± 10	± 3	± 3

GFS-100



Aluminium side frames are designed to provide a minimal bump.

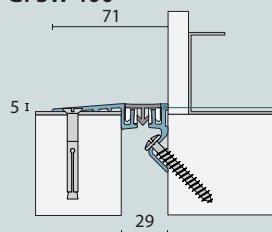
GFS-200



Our TPR gaskets are smooth, strong and offer a hygienic seal.

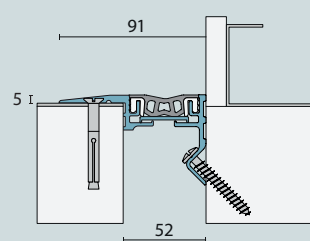
Models for 50mm wide joints include a continuous aluminium support frame underneath the gasket for added durability.

GFSW-100



Hidden wall frame for minimum visual impact.

GFSW-200



MATERIALS, COLOURS AND FINISHES

- **Aluminium sections:** floor frames have a natural anodised finish. Support frames and wall frames are mill finished.
- **Gaskets:** co-extruded Thermoplastic Rubber (TPR) gaskets are available in four standard colours. Other colours can be supplied subject to minimum quantity.

BLACK

WHITE

GREY

GREIGE

COMPLEMENTARY WALL/CEILING COVERS

FGFS Series ▶ 49

For more information visit:
www.c-sgroup.co.uk/3490

ACCESSORIES

- Fire Barriers ▶ 90-91
- Moisture Barriers ▶ 92

STOCK LENGTHS

- **Aluminium sections:** 3m
- **Gaskets:** supplied cut to suit from [max] 32m rolls


FIXINGS

- **Floor:** fixings (by others) to suit substrate at 450mm centres and to achieve minimum 40mm embedment
- **Wall:** fixings (by others) to suit substrate at 450mm centres

NB: Frames are supplied undrilled.

GFPS SERIES

JOINT WIDTH UP TO 50MM | MOVEMENT UP TO ± 10 MM



Surface mounted floor joint covers featuring recessed side frames for maximum concealment.

- Floor joint covers comprising extruded aluminium side frames and a single TPR gasket
- Recessed side frames accept up to 5mm thick carpet/vinyl finish
- Suitable for interior areas where hygiene is important
- Easy installation, no blockout required
- Gaskets are replaceable on-site
- Load capability: 250kg point load



FLOOR FINISH | Up to 5mm thick | Carpet | Vinyl

FLOOR TO FLOOR COVERS

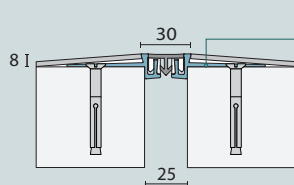
Model	Joint width (mm)	Exposed surface (mm)	Side frame recess depth (mm)	Movement (mm)		
				↔	↕	↗
GFPS-100	25	30	5	± 5	± 3	± 2
GFPS-200	50	48	5	± 10	± 3	± 3

This model is available on **CS Rapid Ship** for delivery within 3 working days (Black or Grey gaskets only). See **▶ 94** for details.

FLOOR TO WALL COVERS

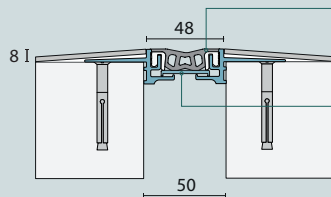
Model	Joint width (mm)	Exposed surface (mm)	Side frame recess depth (mm)	Movement (mm)		
				↔	↕	↗
GFPSW-100	28	31	5	± 5	± 3	± 2
GFPSW-200	52	50	5	± 10	± 3	± 3

GFPS-100



Recessed aluminium frames accept up to 5mm thick floor finish for minimum visual impact.

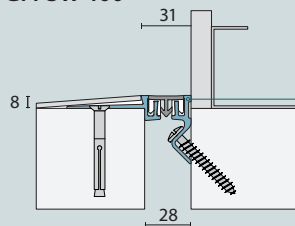
GFPS-200



Our TPR gaskets are smooth, strong and offer a hygienic seal.

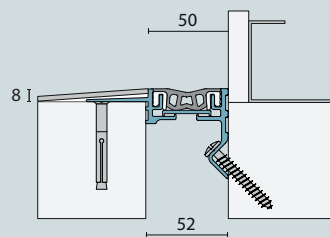
Models for 50mm wide joints include a continuous aluminium support frame underneath the gasket for added durability.

GFPSW-100



Hidden wall frame for minimum visual impact.

GFPSW-200



MATERIALS, COLOURS AND FINISHES

- **Aluminium sections:** mill finished as standard.
- **Gaskets:** co-extruded Thermoplastic Rubber (TPR) gaskets are available in four standard colours. Other colours can be supplied subject to minimum quantity.

BLACK

WHITE

GREY

GREIGE

COMPLEMENTARY WALL/CEILING COVERS

- FWF Series **▶ 50**
- FWFP Series **▶ 51**

ACCESSORIES

- Fire Barriers **▶ 90-91**
- Moisture Barriers **▶ 92**

STOCK LENGTHS

- **Aluminium sections:** 3m
- **Gaskets:** supplied cut to suit from [max] 32m rolls

FIXINGS


- **Floor:** fixings (by others) to suit substrate at 450mm centres and to achieve minimum 40mm embedment
- **Wall:** fixings (by others) to suit substrate at 450mm centres

NB: Frames are supplied undrilled.

For more information visit:
www.c-sgroup.co.uk/3858

GFT SERIES

JOINT WIDTH UP TO 50MM | MOVEMENT UP TO ± 10 MM



Recess mounted floor joint covers with minimal visual impact, offered in a range of frame depths to suit floor finish.

- Floor joint covers comprising extruded aluminium side frames and a single TPR gasket
- Suitable for most floor finishes. Mixed frame depths can be supplied
- Fitted flush to the floor screed or left proud to butt up to the floor finish
- GFTW versions suit floor-to-wall or new-to-existing conditions
- Easy to clean covers for interior areas where hygiene is important
- Gaskets are replaceable on-site
- Load capability: 250kg point load



FLOOR FINISH | Carpet | Vinyl | Wood | Tile | Terrazzo | Stone

FLOOR TO FLOOR COVERS

Model	Joint width (mm)	Frame depth (mm)	Exposed surface (mm)	Min. recess required (mm)		Movement (mm)		
				Depth*	Width	↔	↕	↗↘
GFT-100/25	25	25	30	30	135	± 5	± 3	± 2
GFT-100/50	25	51	32	56	137	± 5	± 3	± 2
GFT-100/75	25	75	32	80	137	± 5	± 3	± 2
GFT-200/25	50	25	47	30	158	± 10	± 3	± 3
GFT-200/50	50	51	48	56	158	± 10	± 3	± 3
GFT-200/75	50	75	48	80	158	± 10	± 3	± 3

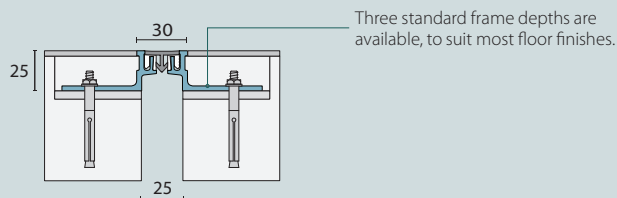
* From FFL

This model is available on **CS Rapid Ship** for delivery within 3 working days (Black or Grey gaskets only). See **▶ 94** for details.

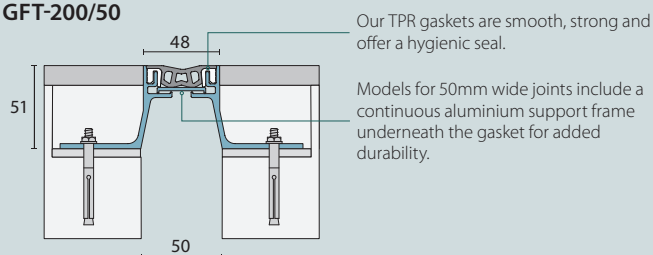
FLOOR TO WALL COVERS

Model	Joint width (mm)	Frame depth (mm)	Exposed surface (mm)	Min. recess required (mm)		Movement (mm)		
				Depth*	Width	↔	↕	↗↘
GFTW-100/25	25	25	32	30	80	± 5	± 3	± 2
GFTW-100/50	25	51	32	56	82	± 5	± 3	± 2
GFTW-100/75	25	75	32	80	82	± 5	± 3	± 2
GFTW-200/25	50	25	50	30	103	± 10	± 3	± 3
GFTW-200/50	50	51	50	56	104	± 10	± 3	± 3
GFTW-200/75	50	75	50	80	104	± 10	± 3	± 3

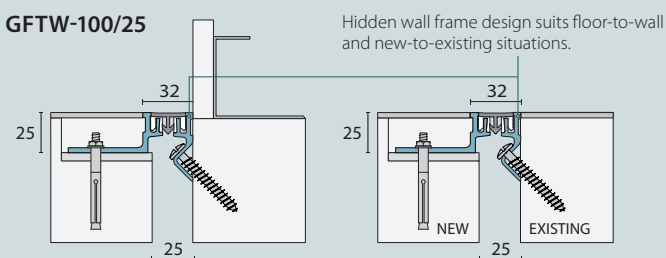
GFT-100/25



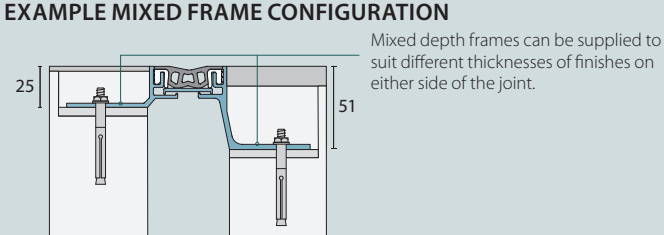
GFT-200/50



GFTW-100/25



EXAMPLE MIXED FRAME CONFIGURATION



MATERIALS, COLOURS AND FINISHES

- **Aluminium sections:** mill finished as standard.
- **Gaskets:** co-extruded Thermoplastic Rubber (TPR) gaskets are available in four standard colours. Other colours can be supplied subject to minimum quantity.

BLACK

WHITE

GREY

GREIGE

COMPLEMENTARY WALL/CEILING COVERS

- FWF Series **▶ 50**
- FWFP Series **▶ 51**

ACCESSORIES

- Fire Barriers **▶ 90-91**
- Moisture Barriers **▶ 92**
- Acoustic Barriers **▶ 93**

STOCK LENGTHS

- **Aluminium sections:** 3m
- **Gaskets:** supplied cut to suit from [max] 32m rolls

FIXINGS


- **Floor:** fixings (by others) to suit substrate at 450mm centres and to achieve minimum 40mm embedment
- **Wall:** fixings (by others) to suit substrate at 450mm centres

NB: Frames are supplied undrilled.

For more information visit:
www.c-sgroup.co.uk/3859

GFT-HD & GFT-HDS SERIES

JOINT WIDTH UP TO 50MM | MOVEMENT UP TO ± 10 MM



Heavy duty recess mounted covers offering minimal visual impact and optional stainless steel frame capping.

- Recess mounted floor joint cover featuring a single TPR gasket and sturdy aluminium side frames
- GFT-200/50HDS model features stainless steel capping on floor frames
- Fitted flush to the floor screed or left proud to butt up to the floor finish
- 50mm deep side frame suits most floor finishes
- Easy to clean covers for areas where hygiene is important
- Gaskets are replaceable on-site
- Load capability: 1000kg point load



FLOOR FINISH | Carpet | Vinyl | Wood | Tile | Terrazzo | Stone

FLOOR TO FLOOR COVERS

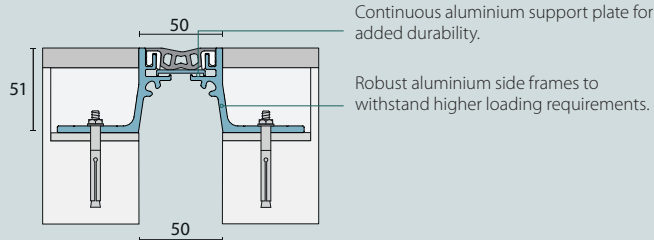
Model	Joint width (mm)	Frame depth (mm)	Exposed surface (mm)	Min. recess required (mm)		Movement (mm)		
				Depth*	Width	↔	↕	↗↘
GFT-200/50HD	50	51	50	56	158	± 10	± 3	± 3
GFT-200/50HDS	50	52	55	57	158	± 10	± 3	± 3

* From FFL

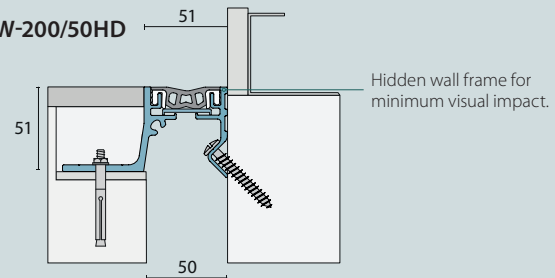
FLOOR TO WALL COVERS

Model	Joint width (mm)	Frame depth (mm)	Exposed surface (mm)	Min. recess required (mm)		Movement (mm)		
				Depth*	Width	↔	↕	↗↘
GFTW-200/50HD	50	51	51	56	104	± 10	± 3	± 3


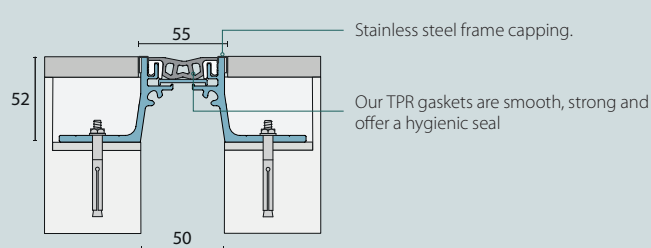
GFT-200/50HD



GFTW-200/50HD



GFT-200/50HDS



MATERIALS, COLOURS AND FINISHES

- **Aluminium sections:** floor frames are mill finished as standard. Stainless steel option features polished stainless steel frame cappings.
- **Gaskets:** co-extruded Thermoplastic Rubber (TPR) gaskets are available in four standard colours. Other colours can be supplied subject to minimum quantity.

BLACK

WHITE

GREY

GREIGE

COMPLEMENTARY WALL/CEILING COVERS

- FWF Series ▶ 50
- FWFP Series ▶ 51

For more information visit:
www.c-sgroup.co.uk/9974

ACCESSORIES

- Fire Barriers ▶ 90-91
- Moisture Barriers ▶ 92
- Acoustic Barriers ▶ 93

STOCK LENGTHS

- **Aluminium sections:** 3m
- **Gaskets:** supplied cut to suit from [max] 32m rolls


FIXINGS

- **Floor:** fixings (by others) to suit substrate at 450mm centres and to achieve minimum 40mm embedment
- **Wall:** fixings (by others) to suit substrate at 450mm centres

NB: Frames are supplied undrilled.

RLO SERIES

JOINT WIDTH UP TO 55MM | MOVEMENT UP TO ± 15 MM



Robust surface mounted floor covers for areas where heavy wheeled equipment is likely to be used.

- Heavy duty joint covers featuring extruded aluminium side frames and a single PVC gasket
- Robust and flexible gasket offers three-directional movement
- Suitable for most floor finishes
- For interior and exterior areas with heavy wheeled equipment
- Gaskets are replaceable on-site
- Fast and easy to install, ideal for retrofit applications
- Load capability: 1000kg point load



FLOOR FINISH | Carpet | Vinyl | Wood | Tile | Terrazzo | Stone | Concrete

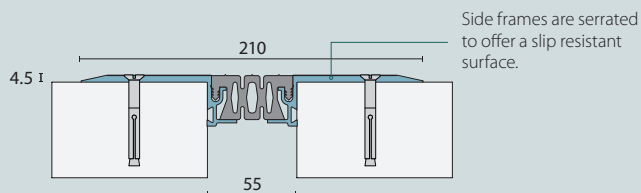
FLOOR TO FLOOR COVERS

Model	Joint width (mm)	Exposed surface (mm)	Side frame thickness (mm)	Movement (mm)		
				↔	↕	↗
RLO-200	55	210	4.5	± 15	± 15	± 5

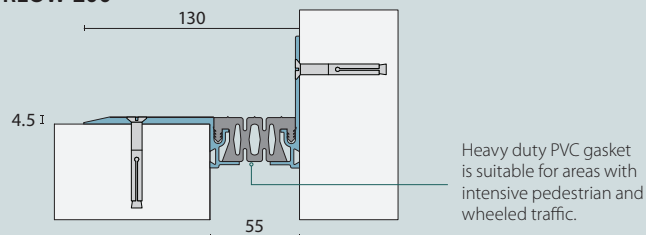
FLOOR TO WALL COVERS

Model	Joint width (mm)	Exposed surface (mm)	Side frame thickness (mm)	Movement (mm)		
				↔	↕	↗
RLW-200	55	130	4.5	± 15	± 15	± 5

RLO-200



RLW-200



MATERIALS, COLOURS AND FINISHES

- **Aluminium sections:** floor frames are serrated to provide a non-slip surface. All sections have a natural anodised finish.
- **Gaskets:** PVC gasket is available in Black or Grey.

BLACK

GREY

ACCESSORIES

- Fire Barriers ▶ 90-91
- Moisture Barriers ▶ 92

STOCK LENGTHS

- **Aluminium sections:** 3m
- **Gaskets:** supplied cut to suit from [max] 21m rolls

FIXINGS


- **Floor:** fixings (by others) to suit substrate at 325mm centres and to achieve minimum 40mm embedment
- **Wall:** fixings (by others) to suit substrate at 325mm centres

NB: Frames are supplied pre-drilled.

For more information visit:
www.c-sgroup.co.uk/3862

HO-HD & HO-HDS SERIES

JOINT WIDTH UP TO 50MM | MOVEMENT UP TO ± 15 MM



HO-200HD

Heavy duty recess mounted covers capable of accommodating multi-directional movement.

- Floor joint covers featuring extruded aluminium frames and a single PVC gasket
- Robust and flexible gasket offers three-directional movement
- HO-S option features stainless steel capping on floor frames
- Suitable for most floor finishes
- For interior and exterior areas with heavy wheeled equipment
- Gaskets are replaceable on-site
- Load capability: 1000kg point load



FLOOR FINISH | Carpet | Vinyl | Wood | Tile | Terrazzo | Stone | Concrete

FLOOR TO FLOOR COVERS

Model	Joint width (mm)	Frame depth (mm)	Exposed surface (mm)	Min. recess required (mm)		Movement (mm)		
				Depth*	Width	↔	↕	↗↘
HO-200HD	50	40	57	45	155	± 15	± 15	± 5
HO-200HDS	50	41	61	46	155	± 15	± 15	± 5

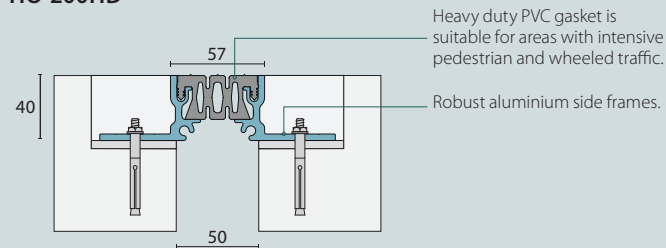
* From FFL

This model is available on CS Rapid Ship for delivery within 3 working days. See ▶ 94 for details.

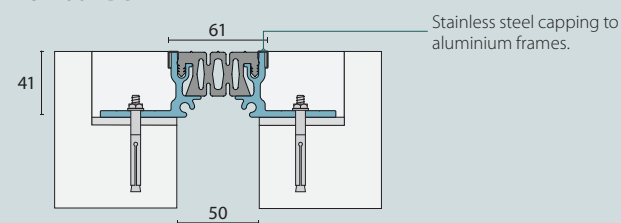
FLOOR TO WALL COVERS

Model	Joint width (mm)	Frame depth (mm)	Exposed surface (mm)	Min. recess required (mm)		Movement (mm)		
				Depth*	Width	↔	↕	↗↘
HOW-200HD	50	40	57	45	105	± 15	± 15	± 5


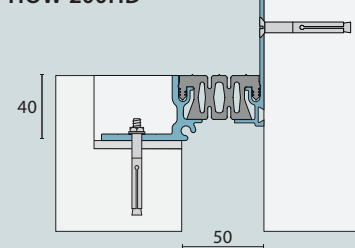
HO-200HD



HO-200HDS



HOW-200HD



HO-200HDS

MATERIALS, COLOURS AND FINISHES

- **Aluminium sections:** floor frames are mill finished; wall frames have a natural anodised finish as standard; HO-HDS model is supplied with polished stainless steel cappings.
- **Gaskets:** PVC gasket is available in Black or Grey.

BLACK

GREY

ACCESSORIES

- Fire Barriers ▶ 90-91
- Moisture Barriers ▶ 92
- Acoustic Barriers ▶ 93

STOCK LENGTHS

- **Aluminium sections:** 3m
- **Gaskets:** supplied cut to suit from [max] 21m rolls
- **Stainless steel capping:** 3m

FIXINGS

- **Floor:** fixings (by others) to suit substrate at 450mm centres and to achieve minimum 40mm embedment (floor frames are supplied undrilled)
- **Wall:** fixings (by others) to suit substrate at 325mm centres (wall frames are supplied pre-drilled)

For more information visit:
www.c-sgroup.co.uk/9374

Bolton Interchange



Bolton's newly configured transport hub supports a wider regeneration of the town centre, combining bus services, cycle storage and shop-mobility facilities with retail and office space.

The interchange replaces the old Bolton Bus Station and offers a modern, bright and spacious environment. A 100m long 'sky-link' footbridge provides easy and safe transfer of passengers between the new bus station and the railway station.

Originally a traditional build, part of the scheme was converted to a precast concrete solution to bring efficiency savings to the programme. To allow for differential movement between the traditional and precast parts, expansion joints were specified to run around the entire perimeter of the precast structure.

A selection of CS Allway expansion joint covers was specified to meet the project's functional and aesthetic requirements.

Installed in the concourse and bus waiting areas, gasketed GFT joint covers fit flush with the adjacent floor tile finishes, providing a smooth, pedestrian and wheel friendly surface.

Joints between the suspended slab and the exterior wall of the concourse building were covered with flexible, EPDM rubber JDN strips, whilst double gasketed GTP covers were fitted in all entrance doors leading to bus bays, providing a smooth, pedestrian friendly finish.

The 'sky-link' footbridge also required a joint cover solution. Durable metal joint covers (APF and AL-HD) were installed at interfaces with both buildings and between the steel spans of the bridge.

<i>Location:</i>	Bolton, UK
<i>Architect:</i>	AHR Architects Ltd
<i>Client:</i>	Kier Construction for Transport for Greater Manchester (TfGM)
<i>Project type:</i>	New Build
<i>CS products used:</i>	GFT series ▶ 17; GTP series ▶ 23
	JDN series ▶ 63; AL-HD series ▶ 36
	APF series ▶ 32-33



Double Gasketed Floor Joint Covers


JOINT WIDTH UP TO 110MM | MOVEMENT UP TO ± 38 MM

- Recess mounted flush fitting covers
- Interior joints with large movement requirements
- Multi-directional movement range
- Easy to clean, ideal for areas where hygiene is important
- Replaceable gaskets
- Choice of frame depths
- Heavy duty options available
- Recessed centre plate variants accept surrounding floor finishes for maximum concealment



DGTP & GTP SERIES

JOINT WIDTH UP TO 110MM | MOVEMENT UP TO ± 38 MM



Recess mounted flush floor covers designed for applications with larger movement requirements.

- Recess mounted aluminium floor joint covers featuring two TPR gaskets to accommodate larger movement
- Durable, self-centring aluminium plate spans joint opening
- Easy to clean; ideal for interiors where hygiene is important
- Suitable for areas where light wheeled equipment is in use
- GTP(W) models require a consistent joint width
- DGTP(W) models can be fitted over a range of joint widths
- Gaskets are replaceable on-site
- Load capability: 250kg point load



FLOOR FINISH | Carpet | Vinyl | Wood | Tile | Terrazzo | Stone

FLOOR TO FLOOR COVERS

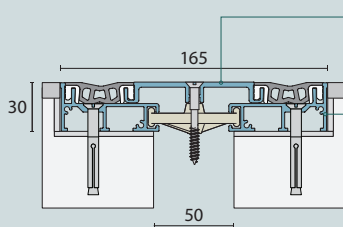
Model	Joint width range (mm)	Frame depth (mm)	Exposed surface (mm)	Min. recess required (mm)		Movement (mm)		
				Depth*	Width	↔	↕	↗↘
DGTP-200	35-58	30	165	35	175	± 20	± 8	± 6
DGTP-300	53-85	30	254	35	264	± 38	± 12	± 8
DGTP-400	53-110	30	279	35	289	± 38	± 15	± 8
GTP-200	50	16	165	21	175	± 20	± 8	± 6
GTP-300	75	16	254	21	264	± 38	± 12	± 8
GTP-400	100	16	279	21	289	± 38	± 15	± 8

* From FFL

FLOOR TO WALL COVERS

Model	Joint width range (mm)	Frame depth (mm)	Exposed surface (mm)	Min. recess required (mm)		Movement (mm)		
				Depth*	Width	↔	↕	↗↘
DGTPW-200	10-54	30	108	35	113	± 10	± 2	± 3
DGTPW-300	20-80	30	164	35	169	± 19	± 3	± 4
DGTPW-400	20-105	30	189	35	194	± 19	± 5	± 4
GTPW-200	50	16	108	21	113	± 10	± 2	± 3
GTPW-300	75	16	164	21	169	± 19	± 3	± 4
GTPW-400	100	16	189	21	194	± 19	± 5	± 4

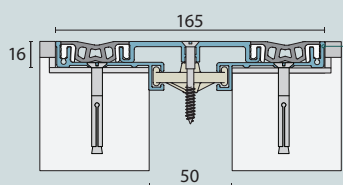
DGTP-200



Flush aluminium centre plate is natural anodised as standard.

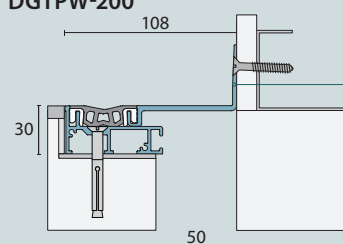
Deep frame models offer installation flexibility, as they can be installed over joints with varying widths. DGTP-200 for example can be fitted over joints from 35 to 58mm wide, whilst maintaining the same movement capability.

GTP-200



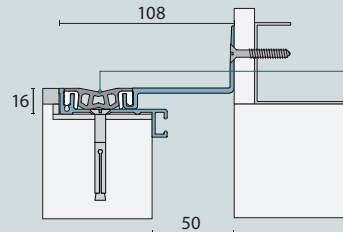
Shallow frame models require a consistent joint width along their length.

DGTPW-200



Wall frames are natural anodised as standard.

GTPW-200



Our TPR gaskets are smooth, strong and offer a hygienic seal.

MATERIALS, COLOURS AND FINISHES

- **Aluminium sections:** mill finished as standard, except for flush centre plate and wall frames, which are supplied in a natural anodised finish.
- **Gaskets:** co-extruded Thermoplastic Rubber (TPR) gaskets are available in four standard colours. Other colours can be supplied subject to minimum quantity.

BLACK

WHITE

GREY

GREIGE

COMPLEMENTARY WALL/CEILING COVERS

GTW series ▶ 53

For more information visit:
www.c-sgroup.co.uk/3984

ACCESSORIES

- Fire Barriers ▶ 90-91
- Moisture Barriers ▶ 92
- Acoustic Barriers ▶ 93

STOCK LENGTHS

- **Aluminium sections:** 3m
- **Gaskets:** supplied cut to suit from [max] 32m rolls


FIXINGS

- **Floor:** fixings (by others) to suit substrate at 450mm centres and to achieve minimum 40mm embedment
- **Wall:** fixings (by others) to suit substrate at 450mm centres

NB: Frames are supplied undrilled.

DGTR & GTR SERIES

JOINT WIDTH UP TO 110MM | MOVEMENT UP TO ± 38 MM



Flush floor covers featuring a recessed centre plate designed to accept carpet or vinyl flooring for a concealed finish.

- Recess mounted aluminium floor joint covers featuring two TPR gaskets to accommodate larger movement
- Centre plate is recessed to accept floor finishes up to 3.2mm thick
- Easy to clean; ideal for interiors where hygiene is important
- Suitable for areas where light wheeled equipment is in use
- GTR(W) models require a consistent joint width
- DGTR(W) models can be fitted over a range of joint widths
- Gaskets are replaceable on-site
- Load capability: 250kg point load



FLOOR FINISH | Up to 3.2mm thick | Carpet | Vinyl

FLOOR TO FLOOR COVERS

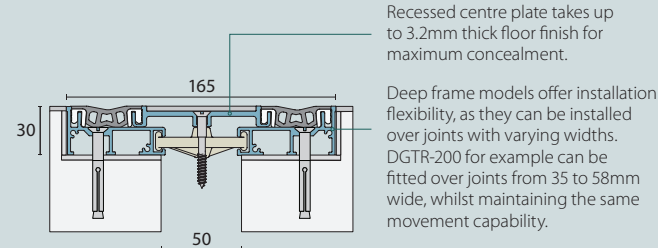
Model	Joint width range (mm)	Frame depth (mm)	Exposed surface (mm)	Min. recess required (mm)		Movement (mm)		
				Depth*	Width	↔	↕	↗↘
DGTR-200	35-58	30	165	35	175	± 20	± 8	± 6
DGTR-300	53-85	30	254	35	264	± 38	± 12	± 8
DGTR-400	53-110	30	279	35	289	± 38	± 15	± 8
GTR-200	50	16	165	21	175	± 20	± 8	± 6
GTR-300	75	16	254	21	264	± 38	± 12	± 8
GTR-400	100	16	279	21	289	± 38	± 15	± 8

* From FFL

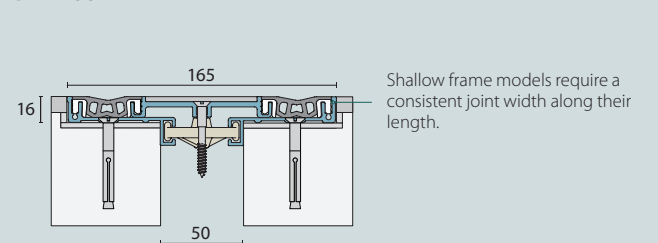
FLOOR TO WALL COVERS

Model	Joint width range (mm)	Frame depth (mm)	Exposed surface (mm)	Min. recess required (mm)		Movement (mm)		
				Depth*	Width	↔	↕	↗↘
DGTRW-200	10-54	30	108	35	113	± 10	± 2	± 3
DGTRW-300	20-80	30	164	35	169	± 19	± 3	± 4
DGTRW-400	20-105	30	189	35	194	± 19	± 5	± 4
GTRW-200	50	16	108	21	113	± 10	± 2	± 3
GTRW-300	75	16	164	21	169	± 19	± 3	± 4
GTRW-400	100	16	189	21	194	± 19	± 5	± 4

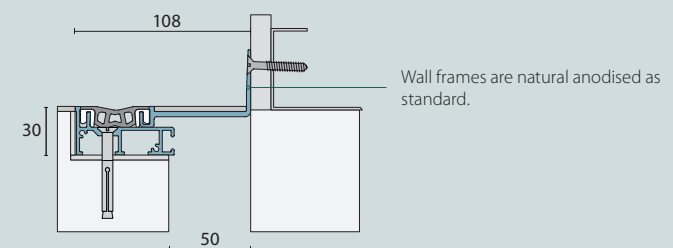
DGTR-200



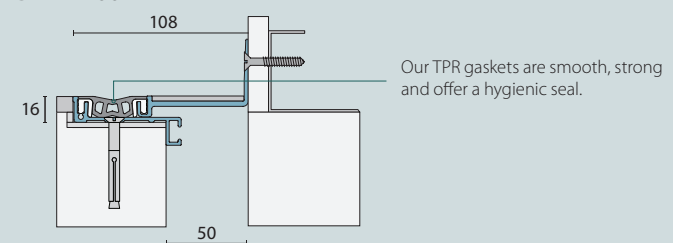
GTR-200



DGTRW-200



GTRW-200



MATERIALS, COLOURS AND FINISHES

- **Aluminium sections:** mill finished as standard, except for wall frames which are supplied in a natural anodised finish.
- **Gaskets:** co-extruded Thermoplastic Rubber (TPR) gaskets are available in four standard colours. Other colours can be supplied subject to minimum quantity.

BLACK

WHITE

GREY

GREIGE

COMPLEMENTARY WALL/CEILING COVERS

GTW Series ▶ 53

For more information visit:
www.c-sgroup.co.uk/3985

ACCESSORIES

- Fire Barriers ▶ 90-91
- Moisture Barriers ▶ 92
- Acoustic Barriers ▶ 93

STOCK LENGTHS

- **Aluminium sections:** 3m
- **Gaskets:** supplied cut to suit from [max] 32m rolls


FIXINGS

- **Floor:** fixings (by others) to suit substrate at 450mm centres and to achieve minimum 40mm embedment
- **Wall:** fixings (by others) to suit substrate at 450mm centres

NB: Frames are supplied undrilled.

DGTRD & GTRD SERIES

JOINT WIDTH UP TO 110MM | MOVEMENT UP TO ± 38 MM



Recess mounted, concealed flush floor covers, with a centre plate designed to take floor finishes of up to 9.5mm thick[^].

- Recess mounted aluminium floor joint covers featuring two TPR gaskets to accommodate larger movement
- Centre plate is recessed to accept floor finishes up to 9.5mm thick[^]
- Easy to clean; ideal for interiors where hygiene is important
- Suitable for areas where light wheeled equipment is in use
- GTRD(W) models require a consistent joint width
- DGTRD(W) models can be fitted over a range of widths
- Gaskets are replaceable on-site
- Load capability: 250kg point load



FLOOR FINISH | Up to 9.5mm thick[^] | Carpet | Vinyl | Wood | Laminate

FLOOR TO FLOOR COVERS

Model	Joint width range (mm)	Frame depth (mm)	Exposed surface (mm)	Min. recess required (mm)		Movement (mm)		
				Depth*	Width	↔	↕	↗↘
DGTRD-200	35-58	30	165	35	175	± 20	± 2	± 6
DGTRD-300	53-85	30	254	35	264	± 38	± 3	± 8
DGTRD-400	53-110	30	279	35	289	± 38	± 3	± 8
GTRD-200	50	16	165	21	175	± 20	± 2	± 6
GTRD-300	75	16	254	21	264	± 38	± 3	± 8
GTRD-400	100	16	279	21	289	± 38	± 3	± 8

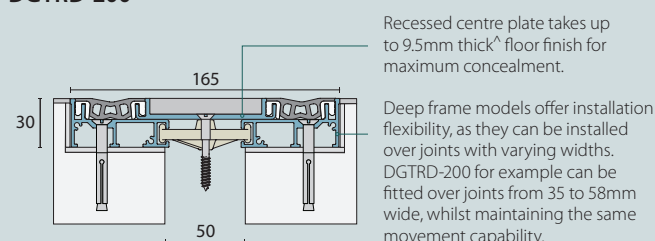
* From FFL

[^] Not recommended for brittle finishes

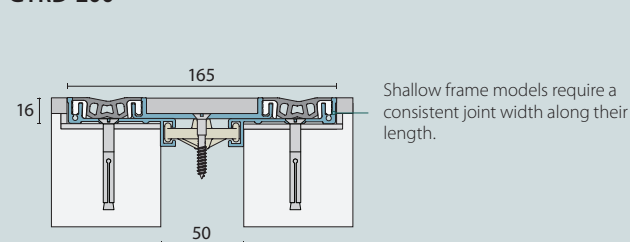
FLOOR TO WALL COVERS

Model	Joint width range (mm)	Frame depth (mm)	Exposed surface (mm)	Min. recess required (mm)		Movement (mm)		
				Depth*	Width	↔	↕	↗↘
DGTRDW-200	10-54	30	108	35	113	± 10	± 2	± 3
DGTRDW-300	20-80	30	164	35	169	± 19	± 2	± 4
DGTRDW-400	20-105	30	189	35	194	± 19	± 2	± 4
GTRDW-200	50	16	108	21	113	± 10	± 2	± 3
GTRDW-300	75	16	164	21	169	± 19	± 2	± 4
GTRDW-400	100	16	189	21	194	± 19	± 2	± 4

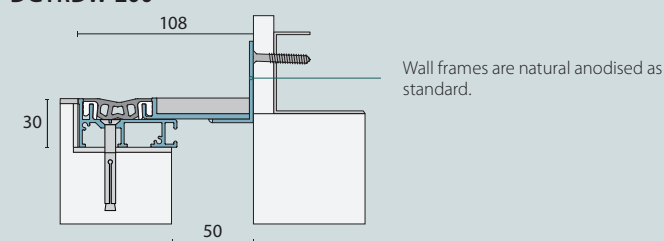
DGTRD-200



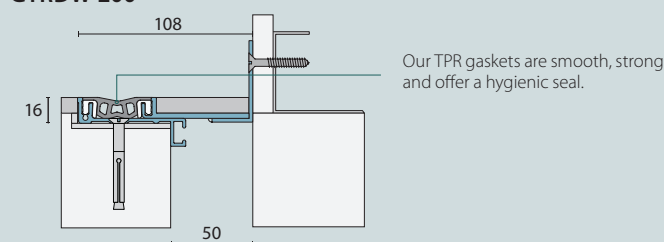
GTRD-200



DGTRDW-200



GTRDW-200



MATERIALS, COLOURS AND FINISHES

- **Aluminium sections:** mill finished as standard, except for wall frames which are supplied in a natural anodised finish.
- **Gaskets:** co-extruded Thermoplastic Rubber (TPR) gaskets are available in four standard colours. Other colours can be supplied subject to minimum quantity.

BLACK

WHITE

GREY

GREIGE

COMPLEMENTARY WALL/CEILING COVERS

GTW series ▶ 53

For more information visit:
www.c-sgroup.co.uk/3986

ACCESSORIES

- Fire Barriers ▶ 90-91
- Moisture Barriers ▶ 92
- Acoustic Barriers ▶ 93

STOCK LENGTHS

- **Aluminium sections:** 3m
- **Gaskets:** supplied cut to suit from [max] 32m rolls


FIXINGS

- **Floor:** fixings (by others) to suit substrate at 450mm centres and to achieve minimum 40mm embedment
- **Wall:** fixings (by others) to suit substrate at 450mm centres

NB: Frames are supplied undrilled.

DGTP-HD & GTP-HD SERIES

JOINT WIDTH UP TO 110MM | MOVEMENT UP TO ± 38 MM



Heavy duty recess mounted flush floor covers ideal for hygienic interiors with intensive traffic.

- Recess mounted aluminium floor joint covers featuring two heavy duty TPR gaskets to accommodate larger movement
- Robust design; suitable for areas where heavy rolling loads occur
- Easy to clean; ideal for interiors where hygiene is important
- GTP(W)-HD models require a consistent joint width
- DGTP(W)-HD models can be fitted over a range of joint widths
- Gaskets are replaceable on-site
- Load capability: 1000kg point load



FLOOR FINISH | Carpet | Vinyl | Wood | Tile | Terrazzo | Stone

FLOOR TO FLOOR COVERS

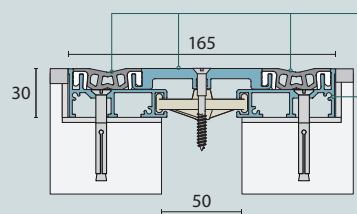
Model	Joint width range (mm)	Frame depth (mm)	Exposed surface (mm)	Min. recess required (mm)		Movement (mm)		
				Depth*	Width	↔	↕	↗↘
DGTP-200HD	35-58	30	165	35	175	± 20	± 8	± 6
DGTP-300HD	53-85	30	254	35	264	± 38	± 12	± 8
DGTP-400HD	53-110	30	279	35	289	± 38	± 15	± 8
GTP-200HD	50	16	165	21	175	± 20	± 8	± 6
GTP-300HD	75	16	254	21	264	± 38	± 12	± 8
GTP-400HD	100	16	279	21	289	± 38	± 15	± 8

* From FFL

FLOOR TO WALL COVERS

Model	Joint width range (mm)	Frame depth (mm)	Exposed surface (mm)	Min. recess required (mm)		Movement (mm)		
				Depth*	Width	↔	↕	↗↘
DGTPW-200HD	10-54	30	108	35	113	± 10	± 2	± 3
DGTPW-300HD	20-80	30	164	35	169	± 19	± 3	± 4
DGTPW-400HD	20-105	30	189	35	194	± 19	± 5	± 4
GTPW-200HD	50	16	108	21	113	± 10	± 2	± 3
GTPW-300HD	75	16	164	21	169	± 19	± 3	± 4
GTPW-400HD	100	16	189	21	194	± 19	± 5	± 4

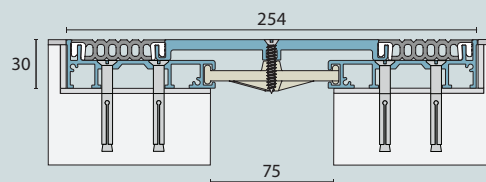
DGTP-200HD



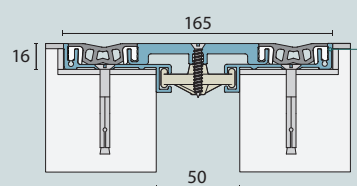
Extra thick centre plate and heavy duty gaskets will tolerate heavy rolling loads.

Deep frame models offer installation flexibility, as they can be installed over joints with varying widths. DGTP-200HD for example can be fitted over joints from 35 to 58mm wide, whilst maintaining the same movement capability.

DGTP-300HD

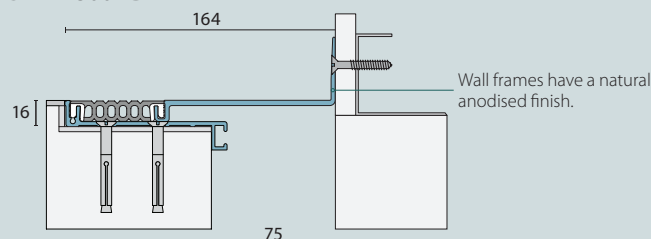


GTP-200HD



Shallow frame models require a consistent joint width along their length.

GTPW-300HD



MATERIALS, COLOURS AND FINISHES

- **Aluminium sections:** mill finished as standard, except for flush centre plate and wall frames which are supplied in a natural anodised finish
- **Gaskets:** co-extruded Thermoplastic Rubber (TPR) gaskets are available in four standard colours. Other colours can be supplied subject to minimum quantity.

BLACK

WHITE

GREY

GREIGE

COMPLEMENTARY WALL/CEILING COVERS

GTW Series ▶ 53

ACCESSORIES

- Fire Barriers ▶ 90-91
- Moisture Barriers ▶ 92
- Acoustic Barriers ▶ 93

STOCK LENGTHS

- **Aluminium sections:** 3m
- **Gaskets:** supplied cut to suit from [max] 32m rolls

FIXINGS


- **Floor:** fixings (by others) to suit substrate at 450mm centres and to achieve minimum 40mm embedment
- **Wall:** fixings (by others) to suit substrate at 450mm centres

NB: Frames are supplied undrilled.

For more information visit:
www.c-sgroup.co.uk/3987

GFD-HD & GFD-HDS SERIES

JOINT WIDTH UP TO 50MM | MOVEMENT UP TO ± 20 MM



GFD-200HD

Recess mounted flush floor covers with an extra deep recess to accommodate thick floor tiles, terrazzo or other finishes.

- Floor joint covers with two heavy duty TPR gaskets to accommodate larger movement
- Centre section is recessed to accept floor finishes up to 35mm thick
- Easy to clean; ideal for interiors where hygiene is important
- Suitable for areas where heavy rolling loads occur
- GFD-HDS model features stainless steel capping to aluminium frames
- Gaskets are replaceable on-site
- Load capability: 1000kg point load



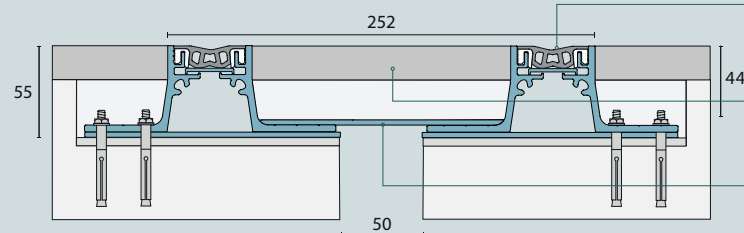
FLOOR FINISH | Up to 35mm thick | Tile | Wood | Terrazzo | Stone

FLOOR TO FLOOR COVERS

Model	Joint width range (mm)	Frame depth (mm)	Exposed surface (mm)	Min. recess required (mm)		Movement (mm)		
				Depth*	Width	↔	↕	↗
GFD-200HD	50	55	252	60	360	± 20	± 3	± 6
GFD-200HDS	50	56	256	61	360	± 20	± 3	± 6

* From FFL

GFD-200HD

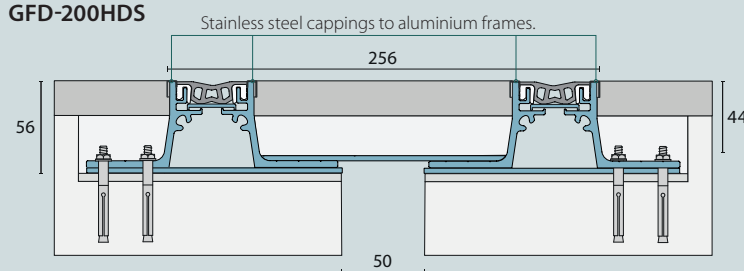


Smooth TPR gaskets are suitable for areas where hygienic finish is required. They are installed with a continuous aluminium support plate underneath for added durability.

Recessed centre section will accept up to 35mm thick floor finish.

Standard model features a 150mm wide centre plate welded to side frames. Alternative widths can be supplied to suit site requirements.

GFD-200HDS



GFD-200HDS

MATERIALS, COLOURS AND FINISHES

- **Metal sections:** aluminium components are mill finished as standard; GFD-HDS is supplied with polished stainless steel frame cappings.
- **Gaskets:** co-extruded Thermoplastic Rubber (TPR) gaskets are available in four standard colours. Other colours can be supplied subject to minimum quantity.

BLACK

WHITE

GREY

GREIGE

COMPLEMENTARY WALL/CEILING COVERS

GTW Series ▶ 53

For more information visit:
www.c-sgroup.co.uk/9975

ACCESSORIES

- Fire Barriers ▶ 90-91
- Moisture Barriers ▶ 92
- Acoustic Barriers ▶ 93

STOCK LENGTHS

- **Aluminium sections:** 3m
- **Gaskets:** supplied cut to suit from [max] 32m rolls
- **Stainless steel capping:** 3m


FIXINGS

Floor: fixings (by others) to suit substrate at 450mm centres and to achieve minimum 40mm embedment

NB: Frames are supplied undrilled.

HOD-HD & HOD-HDS SERIES

JOINT WIDTH UP TO 50mm | MOVEMENT UP TO ± 30 mm



HOD-200HD

Heavy duty dual gasketed floor covers with an extra deep recess to accept thick floor finishes.

- Recess mounted floor joint covers featuring two PVC gaskets and a deep recess in the centre section to take thick floor tiles, terrazzo etc.
- Centre section will accept floor finishes up to 25mm thick
- HOD-200HDS features stainless steel capping to floor frames
- Suitable for most floor finishes
- For interior and exterior areas with heavy wheeled equipment
- Gaskets are replaceable on-site
- Load capability: 1000kg point load



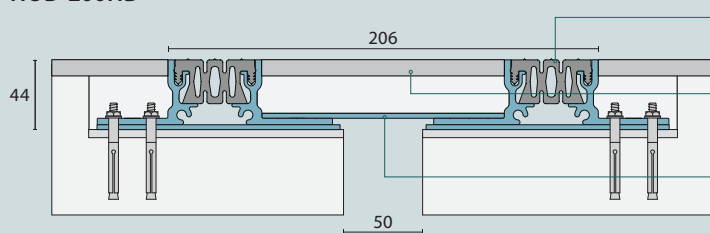
FLOOR FINISH | Up to 25mm thick | Tile | Wood | Terrazzo | Stone

FLOOR TO FLOOR COVERS

Model	Joint width (mm)	Frame depth (mm)	Exposed surface (mm)	Min. recess required (mm)		Movement (mm)		
				Depth*	Width	↔	↕	↗↘
HOD-200HD	50	44	206	49	348	± 30	± 5	± 10
HOD-200HDS	50	45	210	50	348	± 30	± 5	± 10

* From FFL

HOD-200HD


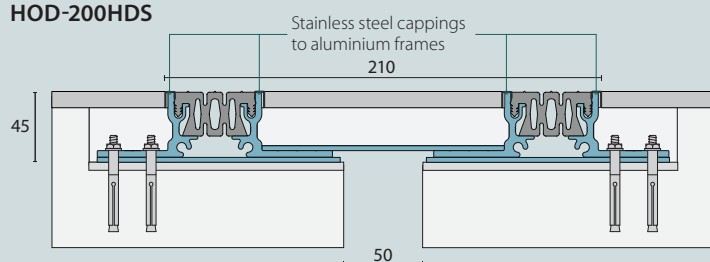


Heavy duty PVC gasket is suitable for areas with intensive pedestrian and wheeled traffic.

Recessed centre section will accept up to 25mm thick floor finish.

Standard model features a 150mm wide centre plate welded to side frames; alternative widths can be supplied to suit site requirements.

HOD-200HDS



HOD-200HDS

MATERIALS, COLOURS AND FINISHES

- **Metal sections:** aluminium components are mill finished as standard; HOD-HDS is supplied with polished stainless steel frame cappings.
- **Gaskets:** PVC gaskets are supplied in Black or Grey.

BLACK

GREY

ACCESSORIES

- Fire Barriers ▶ 90-91
- Moisture Barriers ▶ 92
- Acoustic Barriers ▶ 93

STOCK LENGTHS

- **Aluminium sections:** 3m
- **Gaskets:** supplied cut to suit from [max] 21m rolls
- **Stainless steel capping:** 3m

FIXINGS

Floor: fixings (by others) to suit substrate at 450mm staggered centres and to achieve minimum 40mm embedment.

NB: Frames are supplied undrilled.

For more information visit:
www.c-sgroup.co.uk/9980

Brunel Building, Southmead Hospital



Southmead Hospital's 800-bed Brunel Building, completed in 2014 under a PFI scheme, features many of CS' quality specialist building solutions, including wall protection systems, hygienic coatings, expansion joint covers and entrance matting.

The building was designed to achieve a BREEAM Excellent rating, making it one of the most environmentally sustainable major acute hospitals in the UK.


To ensure structural integrity of the large footprint hospital, a considerable settlement and expansion/contraction movement had to be allowed for in the design. CS supplied a range of expansion joint covers to meet the project's performance and aesthetic requirements.

Flush fitting, double gasketed DGTR-300 floor covers provide up to $\pm 38\text{mm}$ horizontal and up to $\pm 12\text{mm}$ vertical movement. The system's smooth gaskets lock into the aluminium side frames,

offering a hygienic seal, whilst recessed aluminium centre plates accommodate the hospital's floor finishes, helping to minimise the joint covers' visual appearance.

For wall and ceiling joints the easy to install and maintain, tamper resistant SMN series metal covers were selected, and supplied powder coated to blend in with surrounding finishes.

<i>Location:</i>	Bristol, UK
<i>Architect:</i>	BDP
<i>Client:</i>	Carillion for North Bristol NHS Trust
<i>Project type:</i>	New Build PFI Hospital
<i>CS products used:</i>	DGTR series ▶ 24
	SMN series ▶ 57




Metal Floor Joint Covers

JOINT WIDTH UP TO 150MM | MOVEMENT UP TO ± 100 MM

- Highly durable covers capable of withstanding heavy rolling loads
- Options include tamper-proof models with no exposed fasteners
- Interior or exterior application
- Surface and recess mounted variants
- Options with stainless steel covers available
- Multi-directional movement range
- Compatible with most floor finishes
- Low maintenance





Surface mounted robust joint covers, highly resistant to rolling loads, distortion and wear.

- Surface mounted floor joint covers, well suited to retrofit applications
- Easy to install, no blockout required
- Interlocking cover design allows for multi-directional movement
- Ideal for situations with large vertical movement requirements
- Cover plates and frames are serrated to offer a slip resistant finish
- Suitable for interior or exterior applications and most floor finishes
- Durable and low maintenance
- Load capability: 1000kg point load



FLOOR FINISH | Concrete | Tile | Carpet | Vinyl | Stone | Terrazzo

FLOOR TO FLOOR COVERS

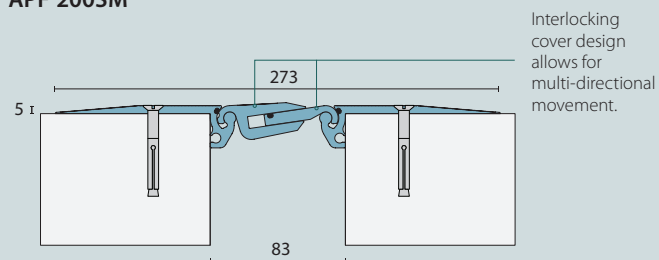
Model	Joint width (mm)	Exposed surface (mm)	Side frame thickness (mm)	Movement (mm)		
				↔	↕	↗↘
APF-200SM	83	273	5	+20/-10	±25	∞*
APF-300SM	108	298	5	+30/-10	±35	∞*
APF-400SM	133	323	5	+40/-20	±40	∞*

* Restricted by site conditions

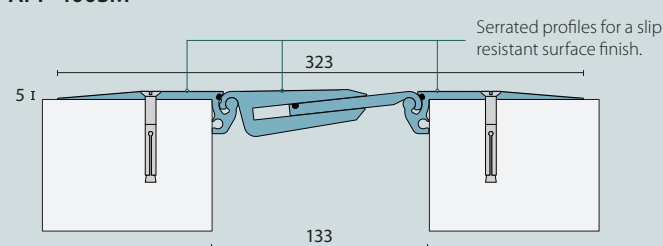
FLOOR TO WALL COVERS

Model	Joint width (mm)	Exposed surface (mm)	Side frame thickness (mm)	Movement (mm)		
				↔	↕	↗↘
APFW-200SM	83	178	5	+20/-10	±25	∞*
APFW-300SM	108	204	5	+30/-10	±35	∞*
APFW-400SM	133	228	5	+40/-20	±40	∞*

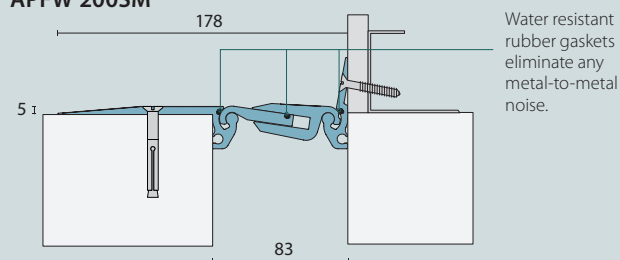
APF-200SM



APF-400SM



APFW-200SM



LOAD CAPABILITY



APF-SM covers are designed for high traffic areas, including those where heavy rolling loads are present. They will withstand:

- Forklifts with full pneumatic tyres; permissible total weight of 7 tonnes.
- Trucks with pneumatic tyres; permissible total weight of 30 tonnes.
- Vehicles and goods handling trucks with tyres of hard plastics; permissible load of 6.5kg per every mm of tyre width.

MATERIALS, COLOURS AND FINISHES

Aluminium sections: mill finished as standard, except for exposed wall frames which are supplied in a natural anodised finish. Cover plates and floor frames are serrated to offer slip resistance.

ACCESSORIES

- Fire Barriers ▶ 90-91
- Moisture Barriers ▶ 92

STOCK LENGTHS


Aluminium sections: 3m

FIXINGS

- **Floor:** fixings (by others) to suit substrate at 450mm centres and to achieve minimum 40mm embedment
- **Wall:** fixings (by others) to suit substrate at 450mm centres

NB: Frames are supplied undrilled.

For more information visit:
www.c-sgroup.co.uk/3991



Robust floor joint covers for high traffic areas, such as airport terminals, bus and railway stations.

- Recess mounted aluminium floor joint covers, highly resistant to rolling loads, distortion and wear
- Exposed sections are serrated to provide a slip resistant surface finish
- Five frame depths can be matched or mixed to suit
- Suitable for interior or exterior areas and most floor finishes
- Tamper-proof solution with no exposed fasteners
- Durable and low maintenance
- Load capability: 1000kg point load



FLOOR FINISH | Concrete | Tile | Carpet | Vinyl | Stone | Terrazzo

FLOOR TO FLOOR COVERS

Model	Joint width range (mm)	Frame depth (mm)	Exposed surface (mm)	Min. recess required (mm)		Movement (mm)		
				Depth*	Width	↔	↕	↗↘
APF-200/25	10-60	25	83	30	193	+20/-10	±6	∞**
APF-200/50	10-60	50	84	55	214	+20/-10	±6	∞**
APF-200/75	10-60	75	84	80	214	+20/-10	±6	∞**
APF-200/100	10-60	100	84	105	214	+20/-10	±6	∞**
APF-300/25	20-85	25	108	30	219	+30/-10	±10	∞**
APF-300/50	10-85	50	109	55	239	+30/-10	±10	∞**
APF-300/75	10-85	75	109	80	239	+30/-10	±10	∞**
APF-300/100	10-85	100	109	105	239	+30/-10	±10	∞**
APF-400/25	35-110	25	133	30	243	+40/-20	±15	∞**
APF-400/50	20-110	50	134	55	264	+40/-20	±15	∞**
APF-400/75	20-110	75	134	80	264	+40/-20	±15	∞**
APF-400/100	20-110	100	134	105	264	+40/-20	±15	∞**

* From FFL

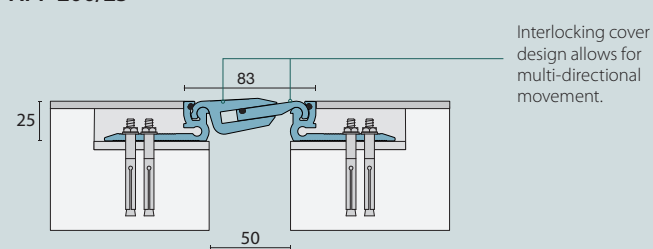
** Restricted by site conditions

This model is available on **CS Rapid Ship** for delivery within 3 working days. See ▶ 94 for details

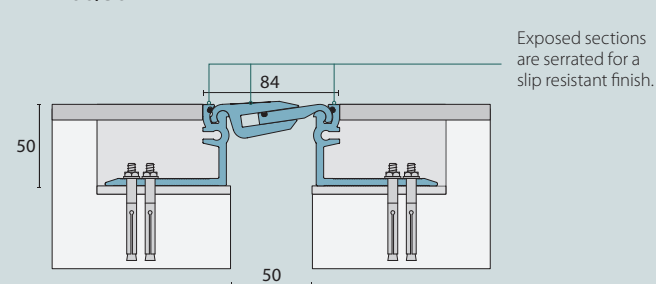
FLOOR TO WALL COVERS

Model	Joint width range (mm)	Frame depth (mm)	Exposed surface (mm)	Min. recess required (mm)		Movement (mm)		
				Depth*	Width	↔	↕	↗↘
APFW-200/25	10-70	25	83	30	138	+20/-10	±6	∞**
APFW-200/50	10-70	50	84	55	149	+20/-10	±6	∞**
APFW-200/75	10-70	75	84	80	149	+20/-10	±6	∞**
APFW-200/100	10-70	100	84	105	149	+20/-10	±6	∞**
APFW-300/25	40-95	25	108	30	163	+30/-10	±10	∞**
APFW-300/50	10-95	50	109	55	174	+30/-10	±10	∞**
APFW-300/75	10-95	75	109	80	174	+30/-10	±10	∞**
APFW-300/100	10-95	100	109	105	174	+30/-10	±10	∞**
APFW-400/25	50-120	25	133	30	188	+40/-20	±15	∞**
APFW-400/50	20-120	50	134	55	199	+40/-20	±15	∞**
APFW-400/75	20-120	75	134	80	199	+40/-20	±15	∞**
APFW-400/100	20-120	100	134	105	199	+40/-20	±15	∞**

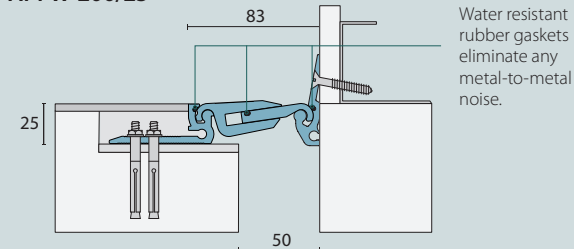
APF-200/25



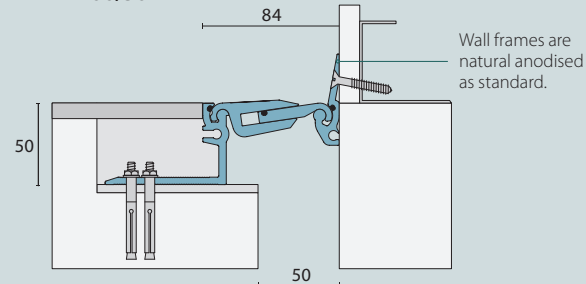
APF-200/50



APFW-200/25



APFW-200/50



For more information visit:
www.csgroup.co.uk/3990

LOAD CAPABILITY



APF floor joint covers are designed for high traffic areas with heavy rolling loads, such as airport terminals, malls or traffic hubs.

They will withstand:

- Forklifts with full pneumatic tyres; permissible total weight of 7 tonnes.
- Trucks with pneumatic tyres; permissible total weight of 30 tonnes.
- Vehicles and goods handling trucks with tyres of hard plastics; permissible load of 6.5kg per every mm of tyre width.

MATERIALS, COLOURS AND FINISHES

Aluminium sections: mill finished as standard, except for wall frames which are supplied clear anodised. Cover plates and exposed floor frame sections are serrated to offer slip resistance.

ACCESSORIES

- Fire Barriers ▶ 90-91
- Moisture Barriers ▶ 92
- Acoustic Barriers ▶ 93

STOCK LENGTHS

Aluminium sections: 3m

To facilitate easy installation, floor-to-floor models are assembled in the factory and supplied to site with transit clips, which set the side frames the correct distance apart.

TRANSITIONS

We also offer the following factory pre-fabricated transitions:

- 90° corner
- T-junction
- 4-way junction

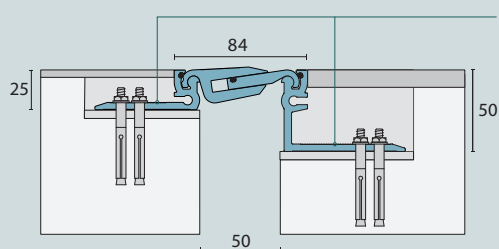


FIXINGS

- **Floor:** fixings (by others) to suit substrate at 450mm centres and to achieve minimum 40mm embedment
- **Wall:** fixings (by others) to suit substrate at 450mm centres

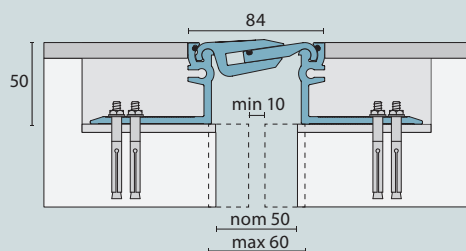
NB: Frames are supplied undrilled.

EXAMPLE MIXED FRAME CONFIGURATION



Side frames can be supplied in mixed depths to suit site conditions and floor finishes.

INSTALLATION FLEXIBILITY




APF models can be installed over a range of joint widths, or over uneven joint widths, whilst still maintaining the same movement capability.



ALS SERIES

JOINT WIDTH UP TO 100MM | MOVEMENT UP TO ± 75 MM



Low maintenance, recess mounted aluminium floor covers for durable and tamper-proof applications.

- Recess mounted aluminium floor joint covers
- Offer up to 100% horizontal movement
- Tamper-proof installation with no exposed fasteners
- Interior or exterior applications
- Suitable for most floor finishes
- ALS-M models are designed for new-to-existing applications
- Durable and low maintenance
- Load capability: 250kg point load



FLOOR FINISH | Carpet | Vinyl | Tile | Wood | Stone | Terrazzo | Concrete

FLOOR TO FLOOR COVERS

Model	Joint width (mm)	Exposed surface (mm)	Min. recess required (mm)		Movement (mm)		
			Depth*	Width	↔	↕	↗↘
ALS-100	25	127	30	137	± 25	± 3	∞^{**}
ALS-200	50	197	30	207	± 50	± 3	∞^{**}
ALS-300	75	272	30	282	$+100/-50$	± 3	∞^{**}
ALS-400	100	297	30	307	± 75	± 3	∞^{**}
ALS-100M	25	127	30	81	± 12	± 3	∞^{**}
ALS-200M	50	174	30	128	± 25	± 3	∞^{**}
ALS-300M	75	224	30	178	± 38	± 3	∞^{**}
ALS-400M	100	249	30	203	± 38	± 3	∞^{**}

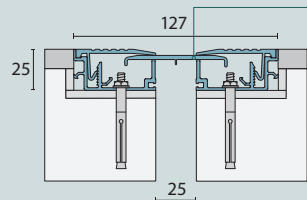
FLOOR TO WALL COVERS

Model	Joint width (mm)	Exposed surface (mm)	Min. recess required (mm)		Movement (mm)		
			Depth*	Width	↔	↕	↗↘
ALSW-100	25	76	30	81	± 12	± 3	∞^{**}
ALSW-200	50	124	30	129	± 25	± 3	∞^{**}
ALSW-300	75	175	30	180	± 38	± 3	∞^{**}
ALSW-400	100	199	30	204	± 38	± 3	∞^{**}

* From FFL

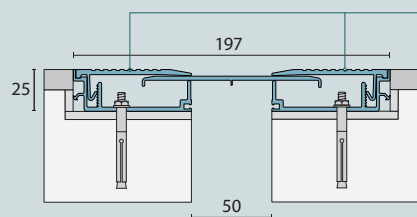
** Restricted by site conditions

ALS-100



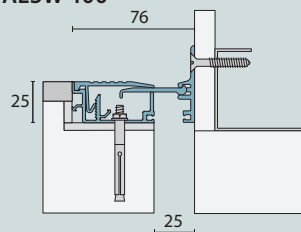
Free-floating centre plate spans joint opening and slides between frame assemblies to allow movement when required.

ALS-200

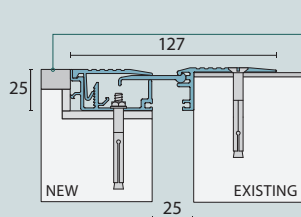


Serrations on cover plates create a slip resistant surface finish.

ALSW-100



ALS-100M (NEW-TO-EXISTING)



FFL on this side should be 2mm higher than the existing floor level.

MATERIALS, COLOURS AND FINISHES

Aluminium sections: all exposed sections are supplied with a natural anodised finish as standard (stainless steel and brass options are available on request). Other sections are mill finished. Cover plates are serrated for a slip resistant finish.

COMPLEMENTARY WALL/CEILING COVERS

AFW Series ▶ 58

ACCESSORIES

- Fire Barriers ▶ 90-91
- Moisture Barriers ▶ 92
- Acoustic Barriers ▶ 93

For more information visit:
www.c-sgroup.co.uk/3992

STOCK LENGTHS

Aluminium sections: 3m


FIXINGS

- **Floor:** fixings (by others) to suit substrate at 450mm centres and to achieve minimum 40mm embedment
- **Wall:** fixings (by others) to suit substrate at 450mm centres

NB: Frames are supplied undrilled.

ALR SERIES

JOINT WIDTH UP TO 100MM | MOVEMENT UP TO ± 75 MM



Durable aluminium floor joint covers with recessed cover plates for reduced visual impact.

- Recess mounted aluminium floor joint covers
- Cover plates are recessed to accept up to 3mm thick vinyl finish
- Offers up to 100% horizontal movement relative to the joint width
- Tamper-proof installation with no exposed fasteners
- ALR-M models are suitable for new-to-existing applications
- Durable and low maintenance
- Load capability: 250kg point load



FLOOR FINISH | Up to 3mm thick | Vinyl

FLOOR TO FLOOR COVERS

Model	Joint width (mm)	Exposed surface (mm)	Min. recess required (mm)		Movement (mm)		
			Depth*	Width	↔	↕	↗↘
ALR-100	25	67	33	137	± 25	± 3	∞^{**}
ALR-200	50	92	34	206	± 50	± 3	∞^{**}
ALR-300	75	162	34	307	$+100/-50$	± 3	∞^{**}
ALR-400	100	164	34	309	± 75	± 3	∞^{**}
ALR-100M	25	97	33	81	± 12	± 3	∞^{**}
ALR-200M	50	122	34	128	± 25	± 3	∞^{**}
ALR-300M	75	157	34	179	± 38	± 3	∞^{**}
ALR-400M	100	183	34	204	± 38	± 3	∞^{**}

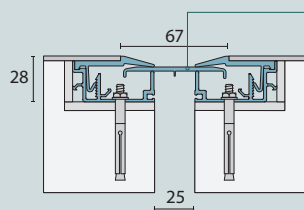
FLOOR TO WALL COVERS

Model	Joint width (mm)	Exposed surface (mm)	Min. recess required (mm)		Movement (mm)		
			Depth*	Width	↔	↕	↗↘
ALRW-100	25	46	33	81	± 12	± 3	∞^{**}
ALRW-200	50	71	34	128	± 25	± 3	∞^{**}
ALRW-300	75	132	34	204	± 35	± 3	∞^{**}
ALRW-400	100	132	34	204	± 38	± 3	∞^{**}

* From FFL

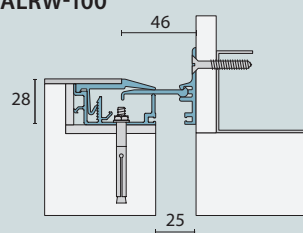
** Restricted by site conditions

ALR-100

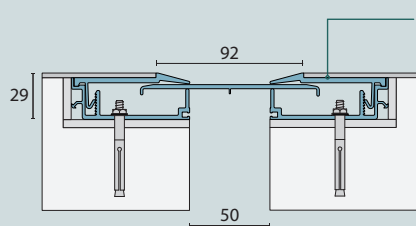


Free-floating centre plate spans joint opening and slides between frame assemblies to allow movement when required.

ALRW-100

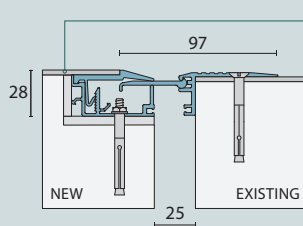


ALR-200



Recessed cover plates take up to 3mm thick vinyl finish for reduced visual impact.

ALR-100M (NEW-TO-EXISTING)



FFL on this side should be 5mm higher than the existing floor level.

MATERIALS, COLOURS AND FINISHES

Aluminium sections: all exposed sections are supplied with a natural anodised finish as standard. Other sections are mill finished as standard.

ACCESSORIES

- Fire Barriers ▶ 90-91
- Moisture Barriers ▶ 92
- Acoustic Barriers ▶ 93

STOCK LENGTHS

Aluminium sections: 3m

FIXINGS


- **Floor:** fixings (by others) to suit substrate at 450mm centres and to achieve minimum 40mm embedment
- **Wall:** fixings (by others) to suit substrate at 450mm centres

NB: Frames are supplied undrilled.

For more information visit:
www.c-sgroup.co.uk/3993

AL-HD / AL-HDC SERIES

JOINT WIDTH UP TO 100MM | MOVEMENT UP TO ± 65 MM



Robust aluminium floor joint covers suitable for areas with some vehicular access and trolley traffic.

- Recess mounted floor joint covers
- Free-floating centre plate is held in position by cover plates
- AL-HDC features secondary centre plate, and is recommended for areas where trolley traffic is prevalent
- AL-HDM models are designed for new-to-existing applications
- Suitable for most floor finishes, interior and exterior areas
- Durable and low maintenance
- Load capability: 1000kg point load



FLOOR FINISH | Concrete | Vinyl | Tile | Wood | Stone | Carpet

FLOOR TO FLOOR COVERS

Model	Joint width (mm)	Exposed surface (mm)	Min. recess required (mm)		Movement (mm)		
			Depth*	Width	↔	↕	↗↘
AL-100HD	25	127	30	137	± 20	0	∞^{**}
AL-200HD	50	228	30	238	± 50	± 3	∞^{**}
AL-300HD	75	291	30	301	$+95/-40$	± 3	∞^{**}
AL-400HD	100	318	30	328	± 65	± 5	∞^{**}
AL-200HDC	50	228	30	238	± 25	± 3	∞^{**}
AL-200HDM	50	190	30	144	± 25	± 3	∞^{**}
AL-400HDM	100	248	30	202	± 35	± 3	∞^{**}

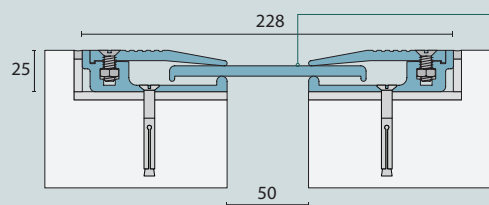
FLOOR TO WALL COVERS

Model	Joint width (mm)	Exposed surface (mm)	Min. recess required (mm)		Movement (mm)		
			Depth*	Width	↔	↕	↗↘
ALW-100HD	25	76	30	81	± 10	0	∞^{**}
ALW-200HD	50	139	30	144	± 25	± 3	∞^{**}
ALW-300HD	75	187	30	192	± 35	± 3	∞^{**}
ALW-400HD	100	208	30	213	± 35	± 5	∞^{**}

* From FFL

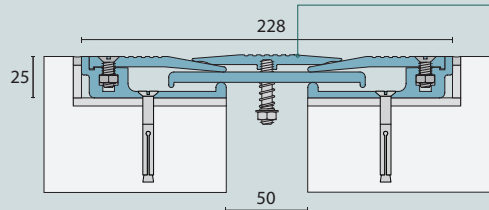
** Restricted by site conditions

AL-200HD



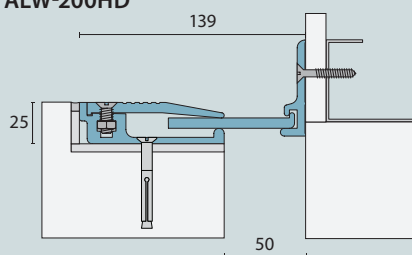
Free-floating centre plate spans joint and slides between frame assemblies to allow movement when required.

AL-200HDC

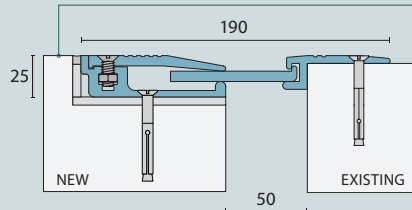


Secondary centre plate for increased durability and smoother transition in areas where trolley traffic is prevalent.

ALW-200HD



AL-200HDM (NEW-TO-EXISTING)



FFL at this point should be 6mm higher than the existing floor level.

MATERIALS, COLOURS AND FINISHES

Aluminium sections: supplied mill finished as standard. Cover plates and secondary centre plate are serrated for a slip resistant finish.

ACCESSORIES

- Fire Barriers ▶ 90-91
- Moisture Barriers ▶ 92
- Acoustic Barriers ▶ 93

STOCK LENGTHS

Aluminium sections: 3m

FIXINGS

- **Floor:** fixings (by others) to suit substrate at 450mm centres and to achieve minimum 40mm embedment
- **Wall:** fixings (by others) to suit substrate at 450mm centres

NB: Frames are supplied undrilled.

For more information visit:
www.c-sgroup.co.uk/3994

Grand Central



Developed alongside Birmingham's New Street Station scheme, the Grand Central shopping centre provides customers with a unique shopping and station experience.

Linked to the station by a stunning new atrium, the centre houses over 60 retail outlets and attracts nearly 50 million shoppers each year.

Due to the large footprint of the building, movement joints were required in both the Grand Central and its large adjacent multi-storey car park.

Heavy duty models from the CS Allway range were specified for both buildings to provide a low maintenance, long lasting solution, capable of coping with the expected movement, high traffic and loading requirements.

For the interior of the shopping centre, aluminium APF models were selected due to their durability, resistance to rolling loads and an anti-slip surface finish created by serrated cover plates.

For the multi-storey car park, CS' KB model was supplied to provide a robust, low maintenance cover over the movement joints.

Designed specifically for car parks, the KB offers 1000kg point load capability and its patented turnbar assembly protects the cover from lateral load damage caused by frequent vehicular traffic moving across it. The product is supplied with a Moisture Barrier as standard to ensure a watertight installation.

Location: Birmingham, UK
Architect: AZPML
Client: Network Rail
Project type: New Build/Refurbishment
CS products used: APF series ▶ 32-33 ; KB series ▶ 77



SJP-S SERIES

JOINT WIDTH UP TO 150MM | MOVEMENT UP TO ± 100 MM



Bespoke metal floor joint covers with stainless steel cover plate, suitable for large joint size and movement requirements.

- Recess mounted aluminium floor joint system with a satin finish stainless steel cover plate sitting over a standard floor finish
- Suitable for finishes up to 25mm thick
- For interior or exterior applications
- Bespoke solution, cover plates made to order
- Durable and low maintenance
- Load capability: 250kg point load



FLOOR FINISH | Up to 25mm thick | Vinyl | Tile | Terrazzo | Carpet

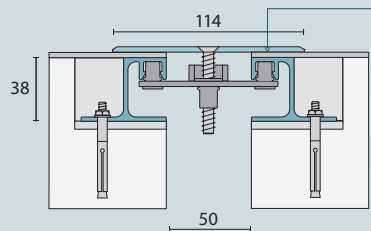
FLOOR TO FLOOR COVERS

Model	Joint width (mm)	Exposed surface (mm)	Min. recess required (mm)		Movement (mm)		
			Depth*	Width	↔	↕	↗↘
SJP-200S	50	114	43	162	± 25	± 2	∞^{**}
SJP-300S	75	165	43	190	± 50	± 2	∞^{**}
SJP-400S	100	191	43	213	± 75	± 2	∞^{**}
SJP-500S	125	267	43	239	± 100	± 2	∞^{**}
SJP-600S	150	302	43	264	± 100	± 2	∞^{**}

* From top of aluminium frame (i.e. excluding floor finish thickness)

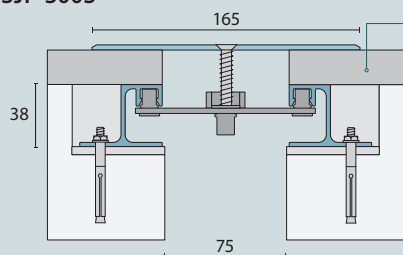
** Restricted by site conditions

SJP-200S



Stainless steel cover plates have a dull polished finish. The plates are self-centring to allow for movement when required.

SJP-300S



SJP series models can accommodate up to 25mm thick floor finish.



MATERIALS, COLOURS AND FINISHES

- **Cover plate:** supplied in dull polished stainless steel.
- **Other sections:** supplied in mill finish aluminium.

ACCESSORIES

- Fire Barriers ▶ 90-91
- Moisture Barriers ▶ 92
- Acoustic Barriers ▶ 93

STOCK LENGTHS

All sections: 3m

FIXINGS

Floor: fixings (by others) to suit substrate at 450mm centres and to achieve minimum 40mm embedment

NB: Frames are supplied undrilled.

For more information visit:
www.c-sgroup.co.uk/3995

SJ-S & SJ-HDS SERIES

JOINT WIDTH UP TO 50MM | MOVEMENT UP TO ± 25 MM



Bespoke metal joint covers with a stainless steel flush fitting cover plates, available in standard and heavy duty options.

- Recess mounted floor joint covers
- Can offer a wide range of movements depending on configuration
- Durable and low maintenance
- Bespoke solution, cover plates made to order
- Suitable for interior or exterior applications
- Load capability: SJ-S - 250kg point load; SJ-HDS - 1000kg point load

SJ-S

SJ-HDS

250

1000

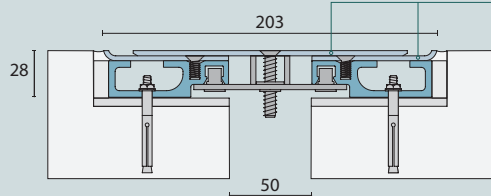
FLOOR FINISH | Carpet | Vinyl | Tile | Terrazzo | Stone | Concrete

FLOOR TO FLOOR COVERS

Model	Joint width (mm)	Exposed surface (mm)	Min. recess required (mm)		Movement (mm)		
			Depth*	Width	↔	↕	↗↘
SJ-200S	50	203	33	215	± 25	± 2	± 12
SJ-200HDS	50	203	37	215	± 25	± 2	± 12

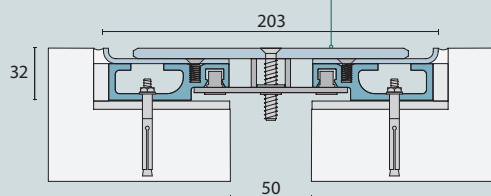
* From FFL

SJ-200S



Dull polished stainless steel cover plate and bearing plates.

SJ-200HDS



Heavy duty dull polished stainless steel cover plate.



MATERIALS, COLOURS AND FINISHES

- Cover plate / bearing plates: supplied in dull polished stainless steel.
- Other sections: supplied in mill finished aluminium as standard.

ACCESSORIES

- Fire Barriers ▶ 90-91
- Moisture Barriers ▶ 92
- Acoustic Barriers ▶ 93

STOCK LENGTHS

All sections: 3m

FIXINGS

Floor: fixings (by others) to suit substrate at 450mm centres and to achieve minimum 40mm embedment

NB: Frames are supplied undrilled.

For more information visit:
www.c-sgroup.co.uk/3996

Cover Plates for Floor Joints

JOINT WIDTH UP TO 100MM | MOVEMENT UP TO +65 AND -100MM

- Surface mounted rigid cover strips and plates
- Quick and easy installation
- Interior applications
- Ideal for retrofit situations
- Compatible with most floor finishes
- Low maintenance



W & W-HD SERIES

JOINT WIDTH UP TO 80MM | MOVEMENT UP TO ± 80 MM



Economical and easy to install aluminium plates for covering floor joints. Ideal for retrofit installations.

- Rigid aluminium cover plates affording quick installation using stainless steel clips
- Heavy duty options (W-HD) are fitted using screw fixings
- Pedestrian and wheel friendly
- For interior applications
- Can be installed over a wide range of floor finishes
- Load capability: 250kg point load or 1000kg point load (-HD models)



FLOOR FINISH | Carpet | Vinyl | Wood | Tile | Terrazzo | Stone | Concrete

FLOOR TO FLOOR COVER PLATES

Model	Joint width (mm)			Exposed surface (mm)	Min. joint depth required (mm)		Movement (mm)		
	Small clip	Large clip	Screw fixing		Small clip	Large clip	Small clip	Large clip	Screw fixing
W-70	25	-	-	70	45	-	± 10	-	-
W-90	25	50	-	90	45	65	± 10	$+25/-35$	-
W-120	25	50	-	120	45	65	± 10	± 35	-
W-160HD	-	-	50	160	-	-	-	-	± 50
W-260HD	-	-	80	260	-	-	-	-	± 80

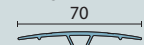
FLOOR TO WALL COVER PLATES

Model	Joint width (mm)		Exposed surface (mm)	Min. joint depth required (mm)		Movement (mm)	
	Small clip	Large clip		Small clip	Large clip	Small clip	Large clip
W-70A	-	40	60	-	65	-	± 10
W-90A	-	50	73	-	65	-	± 15

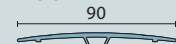
This model is available on **CS Rapid Ship** for delivery within 3 working days. See [▶ 94](#) for details

FLOOR TO FLOOR PLATES


W-70



W-90



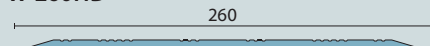
W-120



W-160HD




W-260HD




FLOOR TO WALL PLATES

W-70A



W-90A



INSTALLATION OPTIONS

Cover strips for small joints (25 or 50mm) are installed using stainless steel clips supplied with the products. Please note the minimum joint depth requirements in the table above.




W-90 installed over 25mm joint width using small clip option.



W-90 installed over 50mm joint width using large clip option.

Heavy duty plates (W-HD) are installed using screw fixings (by others, to suit substrate) on one side of the joint opening.



MATERIALS, COLOURS AND FINISHES

Aluminium cover strips are supplied with a natural anodised finish as standard, or can be powder coated upon request (subject to minimum order quantities).

COMPLEMENTARY WALL/CEILING COVERS

W Series [▶ 61](#)

ACCESSORIES

Fire Barriers [▶ 90-91](#)

* Jointofeu Fire Barriers are recommended for small cover plates installed with clips.

STOCK LENGTHS

Aluminium sections: 3m


FIXINGS

- Standard duty options - installation using clips (supplied by CS) - at 300mm centres
- Heavy duty options - installation using screw fixings (by others, to suit substrate) - at 275mm centres and to achieve minimum 40mm embedment. Plates are supplied pre-drilled.

For more information visit:
www.c-sgroup.co.uk/3997

PC SERIES

JOINT WIDTH UP TO 100MM | MOVEMENT UP TO +65/-100MM



Simple, surface mounted aluminium cover plates for fast installation over floor finishes.

- Surface mounted aluminium cover plates
- Quick and easy to install
- Ideal for retrofit applications with large horizontal movement needs
- Pedestrian and wheel friendly
- Durable and low maintenance
- Suitable for interior applications over a wide range of floor finishes
- Load capability: 250kg point load



FLOOR FINISH | Carpet | Vinyl | Wood | Tile | Terrazzo | Stone

FLOOR TO FLOOR COVER PLATES

Model	Joint width (mm)*	Exposed surface (mm)	Movement (mm)		
			↔	↕	↗↘
PC-100	25	95	±25	±2	∞**
PC-200	50	133	+40/-50	±2	∞**
PC-300	75	171	+50/-75	±2	∞**
PC-400	100	210	+65/-100	±2	∞**

* Larger sizes available on request.

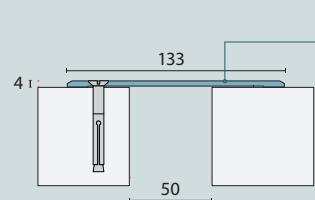
** Restricted by site conditions.

 This model is available on **CS Rapid Ship** for delivery within 3 working days. See ▶ 94 for details

FLOOR TO WALL COVER PLATES

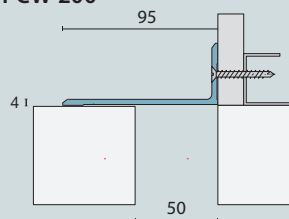
Model	Joint width (mm)*	Exposed surface (mm)	Movement (mm)		
			↔	↕	↗↘
PCW-100	25	57	±25	±2	∞**
PCW-200	50	95	+40/-50	±2	∞**
PCW-300	75	133	+50/-75	±2	∞**
PCW-400	100	171	+65/-100	±2	∞**

PC-200

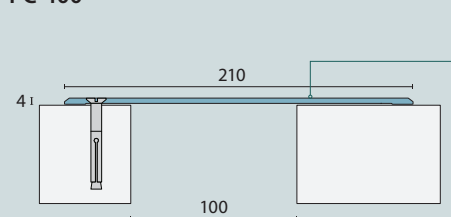


Single plate design is anchored to one slab, allowing movement over the adjacent slab.

PCW-200




PC-400



As standard, the aluminium plate is supplied in a natural anodised finish. Stainless steel version is available.

PCW-400



MATERIALS, COLOURS AND FINISHES

Cover plates are made of aluminium and supplied with a natural anodised finish as standard. Stainless steel options can be provided upon request.

COMPLEMENTARY WALL/CEILING COVERS

PC Series ▶ 62

SMN Series ▶ 57

ACCESSORIES

Fire Barriers ▶ 90-91

STOCK LENGTHS


Aluminium sections: 3m

FIXINGS

- **Floor:** fixings (by others) to suit substrate at 450mm centres and to achieve minimum 40mm embedment
- **Wall:** fixings (by others) to suit substrate at 450mm centres

NB: Cover plates are supplied undrilled.

For more information visit:
www.c-sgroup.co.uk/3998



Durable, surface mounted hinged floor system designed to accommodate an offset in floor elevation.

- Heavy duty, surface mounted aluminium joint covers
- Cover is fixed to one slab, allowing movement over adjacent slab
- Hinged plate design can accommodate up to 30mm slab offset in floor elevation (NB: movement can only occur on one side of the joint and in one direction - see drawings below)
- Serrated cover plates for a slip resistant finish
- Quick, easy to install, and low maintenance
- Suitable for interior applications, new or retrofit
- Load capability: 1000kg point load



FLOOR FINISH | Carpet | Vinyl | Wood | Tile | Terrazzo | Stone | Concrete

FLOOR TO FLOOR COVERS

Model	Joint width (mm)	Exposed surface (mm)	Frame thickness (mm)	Movement (mm)		
				↔	↕	↗
PCH-200	50	284	5	+125/-30	-30*	∞**
PCH-300	75	284	5	+100/-55	-30*	∞**
PCH-400	100	284	5	+75/-80	-30*	∞**

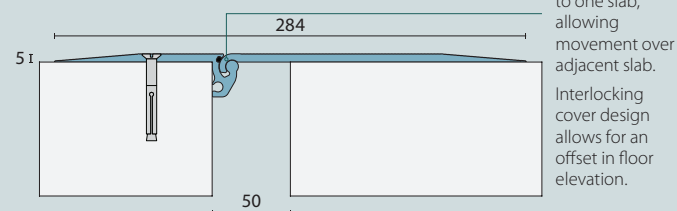
* Vertical movement can only happen on one side of the joint opening and in one direction only

** Restricted by site conditions

FLOOR TO WALL COVERS

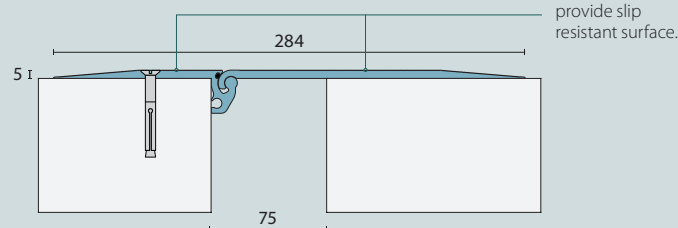
Model	Joint width (mm)	Exposed surface (mm)	Frame thickness (mm)	Movement (mm)		
				↔	↕	↗
PCHW-200	50	189	5	+125/-30	-30*	∞**
PCHW-300	75	189	5	+100/-55	-30*	∞**
PCHW-400	100	189	5	+75/-80	-30*	∞**

PCH-200



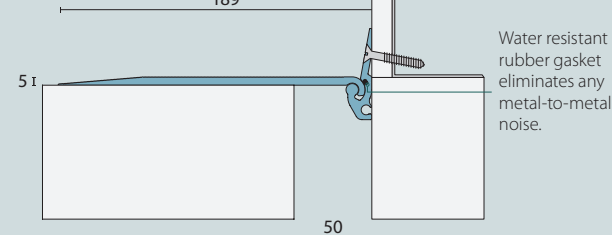
Cover is fixed to one slab, allowing movement over adjacent slab. Interlocking cover design allows for an offset in floor elevation.

PCH-300



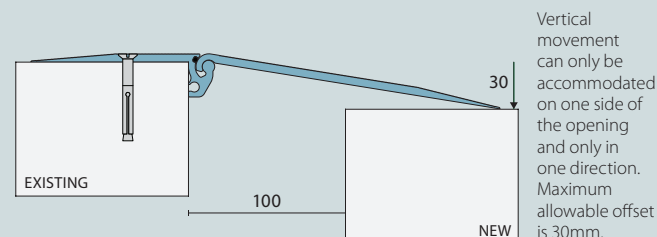
Serrated profiles provide slip resistant surface.

PCHW-200



Water resistant rubber gasket eliminates any metal-to-metal noise.

VERTICAL MOVEMENT RESTRICTION



Vertical movement can only be accommodated on one side of the opening and only in one direction. Maximum allowable offset is 30mm.

MATERIALS, COLOURS AND FINISHES

Aluminium sections: supplied in mill finish as standard. Floor sections are serrated to provide slip resistance.

ACCESSORIES

Fire Barriers ▶ 90-91

STOCK LENGTHS

Aluminium sections: 3m

FIXINGS

- **Floor:** fixings (by others) to suit substrate at 450mm centres and to achieve minimum 40mm embedment
- **Wall:** fixings (by others) to suit substrate at 450mm centres

NB: Frames are supplied undrilled.

For more information visit:
www.c-sgroup.co.uk/9976

Allway® Expansion Joint Covers - Walls & Ceilings

JOINT WIDTH UP TO 150MM | MOVEMENT UP TO +150MM AND -105MM

CS' range of covers for wall and ceiling joints is designed to suit a wide variety of finishes, whilst delivering required movement performance. From discreet flush gasketed systems, to metal covers which can be painted to blend in with the surrounding wall colour, we have options to meet both functional and aesthetic criteria.

Many models are designed to match floor joint cover designs to offer continuity through your building.



For more information visit:
www.c-sgroup.co.uk/299



Metal SMN covers are surface mounted and have no exposed fasteners, making them tamper-proof and easy to clean ▶ 57

Here are some general tips for choosing wall joint covers:

MOUNTING TYPE

Simple **surface mounted** covers and compression strips are designed to be installed fast, and with a minimum amount of fuss. They suit smaller joints and will typically accommodate horizontal/thermal movement.

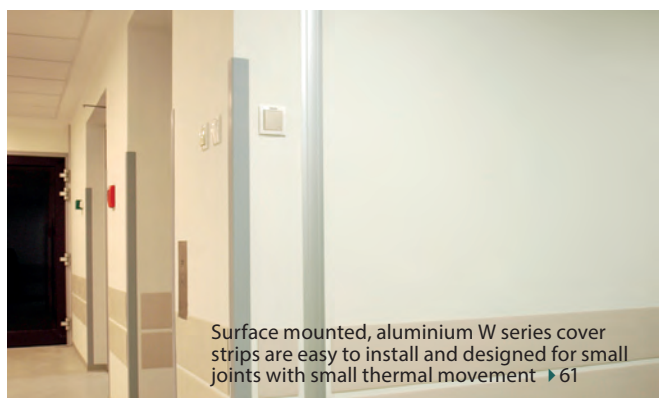
Recess mounted wall joint covers are fitted flush with adjacent wall finishes, and are designed to cater for multi-directional movement. Tamper-proof options are available.

MATERIAL TYPE

Gasketed covers come with two gasket options; flush, smooth gaskets to suit joints with small movement needs, or concertina style ones to accommodate movements of up to 100% of the joint width.

Where low maintenance is a key consideration, **all metal** covers will provide a long lasting solution, and can be painted to blend into the surrounding wall design if required. Furthermore, models with no exposed fasteners, such as SMN or AFW series, suit applications where a tamper-proof joint cover is required.

For 'at a glance' comparison of our wall and ceiling joint cover options, refer to the selection chart ▶ 46-47.



Surface mounted, aluminium W series cover strips are easy to install and designed for small joints with small thermal movement ▶ 61



Flush fitting, gasketed GTW covers are ideal for hygiene sensitive environments with larger horizontal movement requirements ▶ 53



FWF series wall joint covers fit discreetly in place, allowing for movement when required ▶ 50


Allway® Wall & Ceiling Joint Covers Selection Chart

Use the chart below as the first step in choosing the right type of wall or ceiling cover for your next project, then refer to details on the product pages to find the best option to suit your needs. If you have a unique situation and cannot find the right solution, please get in touch as we would love to help.

Cover Type	Appearance	Description / Key Features	EJC Series	Nominal Joint Width*	Horizontal Movement Range*	
Single Gasketed	 FGFS	Surface mounted; sealed gasket installation	FGFS (walls) ▶ 49	up to 50mm	up to ±10mm	
			FCF (ceilings) ▶ 54	up to 100mm	up to +50/-75mm	
			FCS (ceilings) ▶ 55	up to 100mm	up to +100/-75mm	
	 FWF	Recessed frames; minimum exposed surface; sealed gasket installation	FWFP ▶ 51	up to 50mm	up to ±10mm	
			FWF; FWF-M ▶ 50	up to 100mm	up to +50/-75mm	
			FWS; FWS-M ▶ 52	up to 150mm	up to +150/-105mm	
Double Gasketed	 GTW	Recess mounted; larger movement; sealed gasket installation	GTW ▶ 53	up to 100mm	up to ±38mm	
All Metal	 SMN	Surface mounted; durable; tamper-proof design	SMN ▶ 57	up to 50mm	up to +60/-40mm	
	 AFW	Recess mounted; durable; tamper-proof design	AFW ▶ 58	up to 100mm	up to ±75mm	
Cover Plates and Compression Strips	 W	Surface mounted; economical aluminium plates; quick and easy to install	W ▶ 61	up to 50mm	up to ±35mm	
			PC ▶ 62	up to 100mm	up to +65/-100mm	
	 JDN	Flexible rubber strips; easy to install	JDN ▶ 63	up to 60mm	up to +20/-10mm	

* For detailed information refer to tables on product pages

† For full Terms and Conditions ▶ 94

	Designed For	Finishes	Matching Floor Cover	Rapid Ship Models [†] 	Accessories
	Interior applications; hygienic environments; ideal for retrofit situations	Most wall finishes	GFS ▶ 15	N/A	Fire Barriers ▶ 90-91 Acoustic Barriers ▶ 93
		Suspended ceilings	N/A	N/A	N/A
		Suspended ceilings	N/A	N/A	
	Interior applications; hygienic environments	Plaster	GFPS; GFT; GFT-HD ▶ 16-18	N/A	Fire Barriers ▶ 90-91 Acoustic Barriers ▶ 93
		Plaster; plasterboard; masonry (some variants)	GFPS; GFT; GFT-HD ▶ 16-18	FWF-100; FWF-200 ▶ 50	
			N/A	FWS-300 ▶ 52	
	Interior applications; hygienic environments	Most wall/ceiling finishes	DGTP/GTP; DGTR/GTR; DGTRD/GTRD; DGTR-HD/GTR-HD ▶ 23-26	N/A	Fire Barriers ▶ 90-91 Acoustic Barriers ▶ 93
	Interior applications; where a long lasting solution is required	Concrete, brick, stone, tile, plasterboard	PC ▶ 42	SMN-100; SMN-200 ▶ 57	Fire Barriers ▶ 90-91 Acoustic Barriers ▶ 93
	Interior applications; where a long lasting solution is required	Tile, plasterboard, stone	ALS ▶ 34	N/A	Fire Barriers ▶ 90-91 Acoustic Barriers ▶ 93
	Interior applications; small joints with small movement requirements	Concrete, brick, stone, tile, plasterboard	W ▶ 41	W-50; W-70 ▶ 61	Fire Barriers ▶ 90
			PC ▶ 42	PC-100; PC-200 ▶ 62	Fire Barriers ▶ 90-91
	Interior or exterior applications; small joints	Concrete, brick, stone, tile, plasterboard	N/A	JDN-20; JDN-30; JDN-50 ▶ 63	Fire Barriers ▶ 90

Gasketed Wall & Ceiling Joint Covers


JOINT WIDTH UP TO 150MM | MOVEMENT UP TO +150 AND -105MM

- Interior wall & ceiling joint applications
- Easy to install surface mounted covers, or recess mounted variants for an unobtrusive look
- Single or dual gasketed models
- Replaceable gaskets
- Easy to maintain
- Options for most wall and ceiling finishes - frame configuration variable to suit selected finish



FGFS SERIES

JOINT WIDTH UP TO 50MM | MOVEMENT UP TO ± 10 MM



A versatile and easy to install wall joint cover, ideal for retrofit applications.

- Surface mounted wall joint covers comprising aluminium side frames and a single TPR gasket
- Easy to clean solution for areas where hygiene is important
- Interior applications only
- Suitable for most wall finishes
- Gaskets are replaceable on-site

WALL FINISH | Concrete | Brick | Plasterboard | Stone | Tile

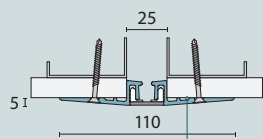
WALL TO WALL COVERS

Model	Joint width (mm)	Exposed surface (mm)	Movement (mm)		
			↔	↕	↗
FGFS-100	25	110	± 5	± 5	± 2
FGFS-200	50	130	± 10	± 10	± 3

CORNER WALL OR WALL TO CEILING COVERS

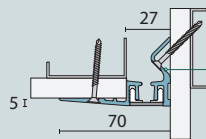
Model	Joint width (mm)	Exposed surface (mm)	Movement (mm)		
			↔	↕	↗
FGFSC-100	27	70	± 5	± 5	± 2
FGFSC-200	50	90	± 10	± 10	± 3

FGFS-100



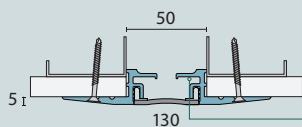
Surface mounted frames are compatible with most types of wall finishes.

FGFSC-100



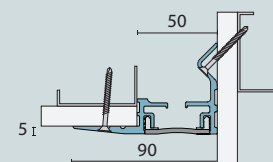
Hidden corner wall frames for minimum visual impact.

FGFS-200



Single gasket expands and contracts during movement and is held in position by the aluminium side frames.

FGFSC-200



MATERIALS, COLOURS AND FINISHES

- **Aluminium sections:** exposed wall frames are supplied with a natural anodised finish as standard; corner wall frames are mill finished.
- **Gaskets:** co-extruded Thermoplastic Rubber (TPR) gaskets are available in four standard colours. Other colours can be supplied subject to minimum quantity.

BLACK

WHITE

GREY

GREIGE

COMPLEMENTARY FLOOR COVERS

GFS Series ▶ 15

ACCESSORIES

- Fire Barriers ▶ 90-91
- Acoustic Barriers ▶ 93

STOCK LENGTHS

- **Aluminium sections:** 3m
- **Gaskets:** supplied cut to suit from [max] 32m rolls

FIXINGS


Fixings (by others) to suit substrate at 450mm centres.

NB: Frames are supplied undrilled.

For more information visit:
www.c-sgroup.co.uk/1569

FWF & FWF-M SERIES

JOINT WIDTH UP TO 100MM | MOVEMENT UP TO +50/-75MM





Flush fitting joint covers for applications where minimal visual impact is preferred and/or hygiene is important.

- Wall/ceiling joint covers featuring aluminium side frames and a single gasket
- Designed for dry lined interior walls or ceilings; side frames are surface mounted to substrate and slightly recessed to allow taping and jointing
- FWF-M versions feature recess mounted frames and are suitable for most masonry or plaster wall/ceiling applications
- Easy to clean covers for areas where hygiene is important
- Gaskets are replaceable on-site



WALL/CEILING FINISH | Plaster | Plasterboard | Masonry (FWF-M)

WALL OR CEILING COVERS

Model	Joint width* (mm)	Exposed surface (mm)	Movement (mm)		
			↔	↕	↗
FWF-100 	25	27	±5	±5	±2
FWF-200 	50	48	±10	±10	±3
FWF-300	75	75	+35/-50	±15	±3
FWF-400	100	100	+50/-75	±15	±3
FWF-200M	50	48	±10	±10	±3
FWF-300M	75	75	+35/-50	±15	±3
FWF-400M	100	100	+50/-75	±15	±3

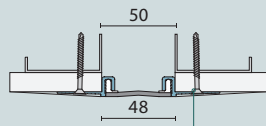
CORNER WALL OR WALL TO CEILING COVERS

Model	Joint width* (mm)	Exposed surface (mm)	Movement (mm)		
			↔	↕	↗
FWFC-100	25	26	±5	±5	±2
FWFC-200	50	49	±10	±10	±3
FWFC-300	75	75	+35/-50	±15	±3
FWFC-400	100	100	+50/-75	±15	±3

* Larger sizes available on request

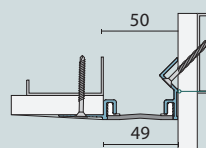
 This model is available on **CS Rapid Ship** for delivery within 3 working days (White or Grey gasket colours). See ▶ 94 for details

FWF-200



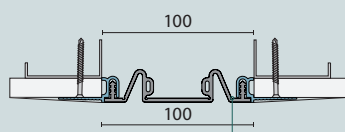
Aluminium frames are recessed to allow for taping and jointing, minimising visible joint surface.

FWFC-200




Hidden corner wall frames for minimum visual impact.

FWF-400



The design of 300 and 400 series gaskets allows for larger movement range.

FWF-200M



The frame configuration of FWF-M options suits both wall to wall and corner wall situations.

MATERIALS, COLOURS AND FINISHES

- **Aluminium sections:** supplied mill finished as standard.
- **Gaskets:** 100 and 200 models use co-extruded Thermoplastic Rubber (TPR) gaskets, larger size models use Santoprene gaskets. Both types are available in four standard colours. Other colours can be supplied subject to minimum quantity.

BLACK

WHITE

GREY

GREIGE

COMPLEMENTARY FLOOR COVERS

- GFPS Series ▶ 16
- GFT/GFT-HD Series ▶ 17-18

For more information visit:
www.c-sgroup.co.uk/1570

ACCESSORIES

- Fire Barriers ▶ 90-91
- Acoustic Barriers ▶ 93

STOCK LENGTHS

- **Aluminium sections:** 3m
- **Gaskets:** supplied cut to suit from [max] 32m rolls (TPR) / 15m rolls (Santoprene)


FIXINGS

Fixings (by others) to suit substrate at 450mm centres.

NB: Frames are supplied undrilled.

FWFP SERIES

JOINT WIDTH UP TO 50MM | MOVEMENT UP TO ± 10 MM



Unobtrusive covers for plaster finished walls in hygiene sensitive environments.

- Flush finish recess mounted joint covers incorporating aluminium frames and a single TPR gasket
- Designed for use with plaster finished walls
- Easy to clean solution for areas where hygiene is important
- Interior applications only
- Gaskets are replaceable on-site

WALL FINISH | Plaster

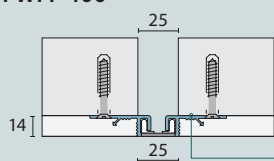
WALL TO WALL COVERS

Model	Joint width (mm)	Exposed surface (mm)	Movement (mm)		
			↔	↕	↗↘
FWFP-100	25	25	± 5	± 5	± 2
FWFP-200	50	50	± 10	± 10	± 3

CORNER WALL OR WALL TO CEILING COVERS

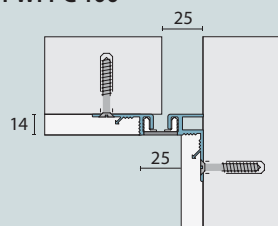
Model	Joint width (mm)	Exposed surface (mm)	Movement (mm)		
			↔	↕	↗↘
FWFPC-100	25	25	± 5	± 5	± 2
FWFPC-200	50	50	± 10	± 10	± 3

FWFP-100

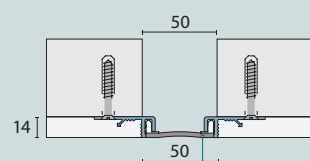


Aluminium frames are designed for plaster finished walls.

FWFPC-100

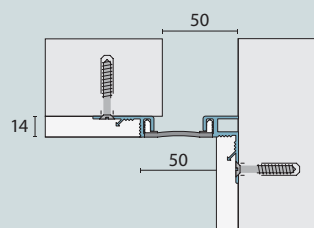


FWFP-200



Flush gasket design suits applications in hygiene sensitive areas.

FWFPC-200



MATERIALS, COLOURS AND FINISHES

- **Aluminium sections:** mill finished as standard,
- **Gaskets:** co-extruded Thermoplastic Rubber (TPR) gaskets are available in four standard colours. Other colours can be supplied subject to minimum quantity.

BLACK

WHITE

GREY

GREIGE

COMPLEMENTARY FLOOR COVERS

GFP Series ▶ 16

GFT/GFT-HD Series ▶ 17-18

ACCESSORIES

- Fire Barriers ▶ 90-91
- Acoustic Barriers ▶ 93

STOCK LENGTHS

- **Aluminium sections:** 3m
- **Gaskets:** supplied cut to suit from [max] 32m rolls

FIXINGS


Fixings (by others) to suit substrate at 450mm centres.

NB: Frames are supplied undrilled.

For more information visit:
www.c-sgroup.co.uk/1571

FWS & FWS-M SERIES

JOINT WIDTH UP TO 150MM | MOVEMENT UP TO +150/-105MM



FWS-200

Wall or ceiling covers featuring a concertina style gasket to accommodate large movement requirements.

- Wall/ceiling joint covers featuring aluminium side frames and a single concertina style Santoprene gasket
- FWS models are surface mounted to the substrate and have slightly recessed frames to allow taping and jointing
- FWS-M models are modified to suit situations where surface mounting is not practical (e.g. walls finished with cladding)
- Gaskets are replaceable on-site



WALL/CEILING FINISH | Plasterboard | Plaster (FWS-M) | Masonry (FWS-M)

WALL OR CEILING COVERS

Model	Joint width* (mm)	Exposed surface (mm)	Movement (mm)		
			↔	↕	↗
FWS-200	50	50	+50/-25	±10	±6
FWS-300	75	75	+75/-50	±15	±6
FWS-400	100	100	+100/-75	±15	±6
FWS-500	125	125	+125/-80	±20	±6
FWS-600	150	150	+150/-105	±20	±6
FWS-200M	50	50	+50/-15	±10	±6
FWS-300M	75	75	+75/-30	±15	±6
FWS-400M	100	100	+100/-55	±15	±6

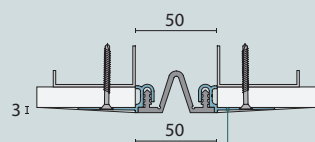
CORNER WALL OR WALL TO CEILING COVERS

Model	Joint width* (mm)	Exposed surface (mm)	Movement (mm)		
			↔	↕	↗
FWSC-200	50	50	+50/-25	±10	±6
FWSC-300	75	75	+75/-50	±15	±6
FWSC-400	100	100	+100/-75	±15	±6
FWSC-500	125	125	+125/-80	±20	±6
FWSC-600	150	150	+150/-105	±20	±6

* Larger sizes available on request

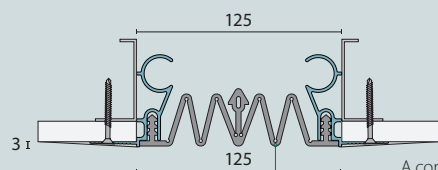
 This model is available on **CS Rapid Ship** for delivery within 3 working days (White or Grey gasket colours). See ▶ 94 for details

FWS-200



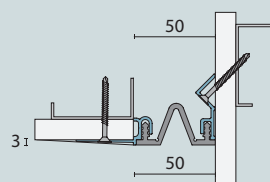
Aluminium frames are recessed to allow for taping and jointing, minimising visible joint surface.

FWS-500



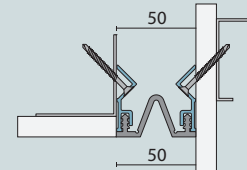
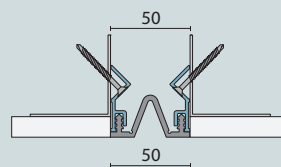
A concertina style gasket suits projects with large movement requirements.

FWSC-200



FWSC-200M

FWS-200M



The frame configuration of FWS-M options suits both wall to wall and corner wall situations.

MATERIALS, COLOURS AND FINISHES

- **Aluminium sections:** mill finished as standard.
- **Gaskets:** Santoprene gaskets are available in four standard colours. Other colours can be supplied subject to minimum quantity.

BLACK

WHITE

GREY

GREIGE

ACCESSORIES

- Fire Barriers ▶ 90-91
- Acoustic Barriers ▶ 93

STOCK LENGTHS

- **Aluminium sections:** 3m
- **Gaskets:** supplied cut to suit from [max] 15m rolls

FIXINGS


Fixings (by others) to suit substrate at 450mm centres.

NB: Frames are supplied undrilled.

For more information visit:
www.c-sgroup.co.uk/1572

GTW SERIES

JOINT WIDTH UP TO 100MM | MOVEMENT UP TO ± 38 MM



Flush fitting wall or ceiling joint covers perfect for areas with large horizontal movement requirements.

- Joint covers incorporating two TPR gaskets and a flush centre plate
- Centre plate can be painted or supplied powder coated* to match adjacent wall finishes for an unobtrusive look
- Flush gaskets are easy to clean and suited to areas where hygiene is important
- Can be used with most interior wall and ceiling finishes
- Gaskets are replaceable on-site

WALL/CEILING FINISH | Most wall/ceiling finishes

WALL OR CEILING COVERS

Model	Joint width** (mm)	Exposed surface (mm)	Min. recess required (mm)		Movement (mm)		
			Depth	Width	↔	↕	↗↘
GTW-200	50	164	16	164	± 20	± 8	± 6
GTW-300	75	253	16	253	± 38	± 12	± 8
GTW-400	100	278	16	278	± 38	± 15	± 8

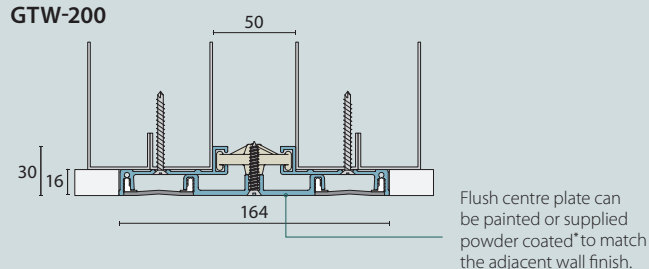
* Subject to minimum quantity

** Larger sizes available on request

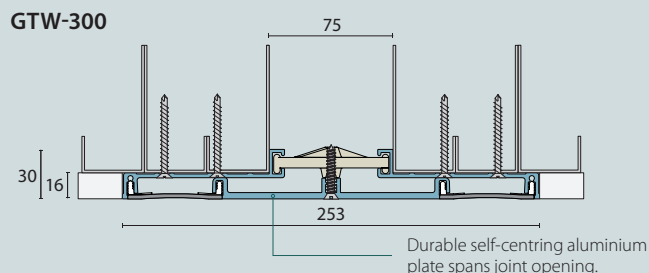
CORNER WALL OR WALL TO CEILING COVERS

Model	Joint width** (mm)	Exposed surface (mm)	Min. recess required (mm)		Movement (mm)		
			Depth	Width	↔	↕	↗↘
GTWC-200	50	107	16	107	± 10	± 2	± 3
GTWC-300	75	164	16	164	± 19	± 3	± 4
GTWC-400	100	189	16	189	± 19	± 5	± 4

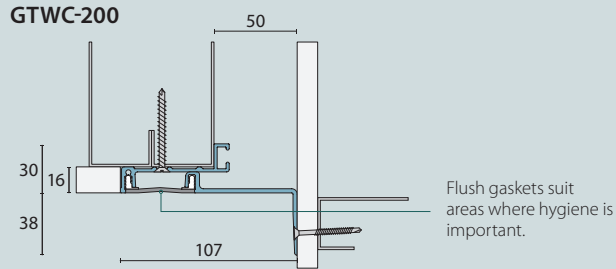
GTW-200



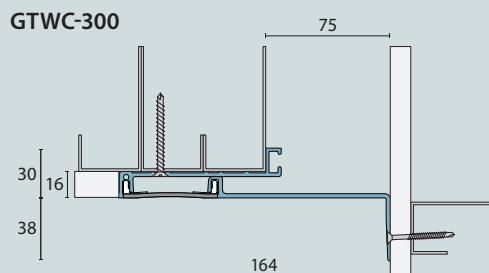
GTW-300



GTWC-200



GTWC-300



MATERIALS, COLOURS AND FINISHES

- **Aluminium sections:** centre plate is supplied in a natural anodised finish as standard (can be powder coated, subject to minimum quantity), other sections are mill finished.
- **Gaskets:** co-extruded Thermoplastic Rubber (TPR) gaskets are available in four standard colours. Other colours can be supplied subject to minimum quantity.

BLACK

WHITE

GREY

GREIGE

ACCESSORIES

- Fire Barriers ▶ 90-91
- Acoustic Barriers ▶ 93

For more information visit:
www.c-sgroup.co.uk/4103

COMPLEMENTARY FLOOR COVERS

- DGTP & GTP Series ▶ 23
- DGTR & GTR Series ▶ 24
- DGTRD & GTRD Series ▶ 25
- DGTRD-HD & GTRD-HD Series ▶ 26

STOCK LENGTHS

- Aluminium sections: 3m
- Gaskets: supplied cut to suit from [max] 32m rolls

FIXINGS

Fixings (by others) to suit substrate at 450mm centres.
NB: Frames are supplied undrilled.



Suspended ceiling joint covers featuring flush gaskets for minimal visual impact.

- Covers incorporating a single, flush style gasket
- Designed for use with suspended ceilings; frames are fixed directly to the ceiling grid
- Interior applications only
- Gaskets are replaceable on-site

CEILING FINISH | Suspended ceilings

CEILING TO CEILING COVERS

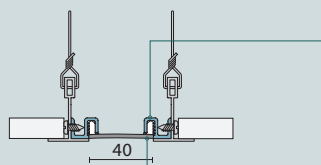
Model	Joint width* (mm)	Exposed surface (mm)	Movement (mm)		
			↔	↕	↗↘
FCF-100	20	20	±5	±5	±2
FCF-200	40	40	±10	±10	±3
FCF-300	75	75	+35/-25	±15	±3
FCF-400	100	100	+50/-75	±15	±3

* Larger sizes available on request

CORNER TO WALL COVERS

Model	Joint width* (mm)	Exposed surface (mm)	Movement (mm)		
			↔	↕	↗↘
FCFC-100	20	20	±5	±5	±2
FCFC-200	44	44	±10	±10	±3
FCFC-300	75	75	+35/-25	±15	±3
FCFC-400	100	100	+50/-75	±15	±3

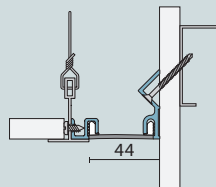
FCF-200



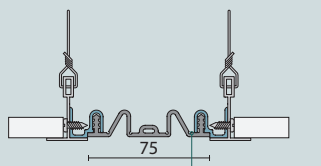
Aluminium frames attach directly to the ceiling grid for ease of installation.

100 and 200 models feature flush Thermoplastic Rubber gaskets.

FCFC-200

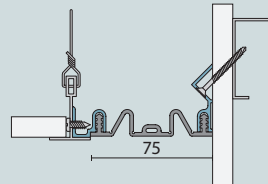


FCF-300



300 and 400 models use Santoprene gaskets.

FCFC-300



MATERIALS, COLOURS AND FINISHES

- **Aluminium sections:** mill finished as standard.
- **Gaskets:** 100 & 200 models use co-extruded Thermoplastic Rubber (TPR) gaskets, 300 & 400 models use Santoprene gaskets. Both types are available in four standard colours. Other colours can be supplied subject to minimum quantity.

BLACK

WHITE

GREY

GREIGE

STOCK LENGTHS

- **Aluminium sections:** 3m
- **Gaskets:** supplied cut to suit from [max] 32m rolls (TPR), 15m rolls (Santoprene)

FIXINGS

Fixings (by others) to suit substrate at 450mm centres.

NB: Frames are supplied undrilled.

For more information visit:
www.c-sgroup.co.uk/4101

FCS SERIES

JOINT WIDTH UP TO 100MM | MOVEMENT UP TO +100/-75MM



Suspended ceiling joint covers offering minimal visual impact and large movement range.

- Covers feature a concertina style Santoprene gasket for large movement range
- Designed for use with suspended ceilings; frames are fixed directly to the ceiling grid
- Interior applications only
- Gaskets are replaceable on-site

CEILING FINISH | Suspended ceilings

CEILING TO CEILING COVERS

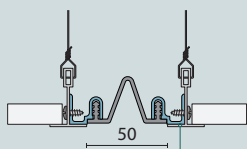
Model	Joint width* (mm)	Exposed surface (mm)	Movement (mm)		
			↔	↕	↗
FCS-200	50	50	+50/-25	±10	±6
FCS-300	75	75	+75/-50	±15	±6
FCS-400	100	100	+100/-75	±15	±6

* Larger sizes available on request

CEILING TO WALL COVERS

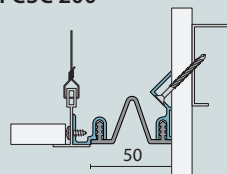
Model	Joint width* (mm)	Exposed surface (mm)	Movement (mm)		
			↔	↕	↗
FCSC-200	50	50	+50/-25	±10	±6
FCSC-300	75	75	+75/-50	±15	±6
FCSC-400	100	100	+100/-75	±15	±6

FCS-200

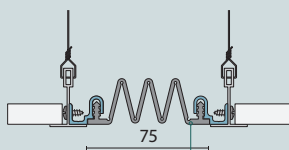


Aluminium frames attach directly to the ceiling grid for ease of installation.

FCSC-200

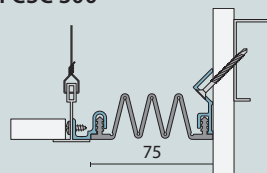


FCS-300



Concertina style gasket allows for large movement range.

FCSC-300



MATERIALS, COLOURS AND FINISHES

- **Aluminium sections:** mill finished as standard
- **Gaskets:** Santoprene gaskets are available in four standard colours. Other colours can be supplied subject to minimum quantity.

BLACK

WHITE

GREY

GREIGE

STOCK LENGTHS

- **Aluminium sections:** 3m
- **Gaskets:** supplied cut to suit from [max] 15m rolls

FIXINGS

Fixings (by others) to suit substrate at 450mm centres.

NB: Frames are supplied undrilled.

For more information visit:
www.c-sgroup.co.uk/1573

Metal Wall & Ceiling Joint Covers

JOINT WIDTH UP TO 100MM | MOVEMENT UP TO ± 75 MM

- Interior wall & ceiling joint applications
- Simple and quick to install surface mounted solution, or recess mounted option for a flush finish
- Tamper-resistant design
- Durable and low maintenance
- Clear anodised as standard, or can be powder coated to match the adjacent wall finish



SMN SERIES

JOINT WIDTH UP TO 50MM | MOVEMENT UP TO +60/-40MM





Easy to install, tamper-proof and low maintenance aluminium wall joint covers.

- Surface mounted wall joint covers
- Can be used as ceiling covers where construction permits
- Cover plate has a natural anodised finish as standard, but can be painted, or supplied powder coated* to blend in with the surrounding walls
- Tamper-resistant design with no exposed fasteners
- Easy to install, perfect for retrofit installations
- Often used for masonry applications where flush covers cannot be mounted into the wall structure
- Durable and low maintenance



WALL FINISH | Concrete | Brick | Plasterboard | Stone | Tile

WALL TO WALL COVERS

Model	Joint width (mm)	Exposed surface (mm)	Movement (mm)		
			↔	↕	↔
SMN-100 	25	127	+40/-15	±3	±5
SMN-200 	50	197	+60/-40	±4	±5

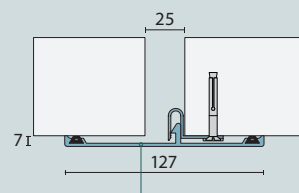
* Subject to minimum quantity

 This model is available on **CS Rapid Ship** for delivery within 3 working days. See ▶ 94 for details

CORNER WALL OR WALL TO CEILING COVERS

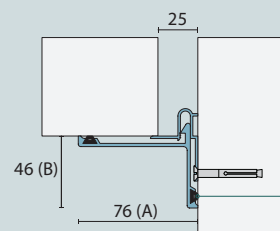
Model	Joint width (mm)	Exposed surface (mm)		Movement (mm)		
		A	B	↔	↕	↔
SMNC-100	25	76	46	+40/-12	±3	±5
SMNC-200	50	124	47	+60/-35	±4	±5

SMN-100



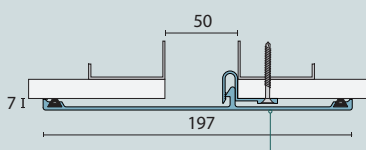
Cover plate snaps into a continuous anchor clip for simple installation.

SMNC-100



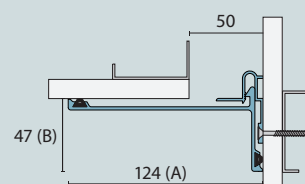
Gaskets on cover edges allow for optimal fit to the wall.

SMN-200



Cover plate is supplied in a natural anodised finish, or can be painted or supplied powder coated* to match the surrounding wall finish.

SMNC-200



MATERIALS, COLOURS AND FINISHES

Aluminium sections: covers are supplied in a natural anodised finish as standard, or can be polyester powder coated (subject to minimum quantity). Continuous aluminium anchor clip is mill finished.

COMPLEMENTARY FLOOR COVERS

PC Series ▶ 42

ACCESSORIES

- Fire Barriers ▶ 90-91
- Acoustic Barriers ▶ 93

STOCK LENGTHS


Aluminium sections: 3m

FIXINGS

Fixings (by others) to suit substrate at 450mm centres.

NB: Anchor clip sections are supplied undrilled.

For more information visit:
www.c-sgroup.co.uk/1577



Durable metal joint covers for interior applications where low maintenance or tamper resistance are required.

- Recess mounted aluminium wall/ceiling joint covers suitable for interior applications
- Free-floating centre plate spans joint and slides between retainer assemblies, to allow movement when required
- Cover plates clip into the continuous base frames to create a flush and tamper-resistant finish with no exposed fasteners
- Cover plates have a natural anodised finish as standard, but can be painted or supplied powder coated* to match surrounding walls
- Durable and low maintenance

WALL/CEILING FINISH | Plasterboard | Stone | Tile

WALL OR CEILING COVERS

Model	Joint width (mm)	Exposed surface (mm)	Recess required (mm)		Movement (mm)		
			Depth	Width	↔	↕	↗↘
AFW-100	25	127	16	127	±20	±2	∞ [^]
AFW-200	50	197	16	197	±40	±3	∞ [^]
AFW-300	75	272	16	272	±75	±3	∞ [^]
AFW-400	100	293	16	293	±75	±3	∞ [^]

* Subject to minimum quantity

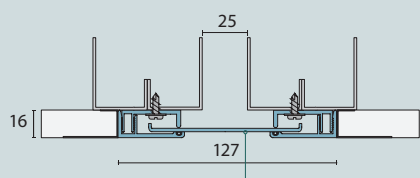
** Refer to Product Data Sheet, contact us for a copy or download from: www.c-sgroup.co.uk/1580

[^] Restricted by site conditions

CORNER WALL OR WALL TO CEILING COVERS

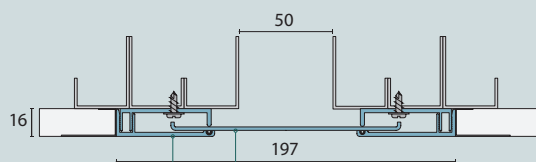
Model	Joint width (mm)	Exposed surface (mm)		Recess required (mm)		Movement (mm)		
		A	B	Depth	Width	↔	↕	↗↘
AFWC-100	25	60	51	16	**	±10	±2	∞ [^]
AFWC-200	50	108	76	16	**	±20	±3	∞ [^]
AFWC-300	75	158	133	16	**	±38	±3	∞ [^]
AFWC-400	100	182	133	16	**	±38	±3	∞ [^]

AFW-100



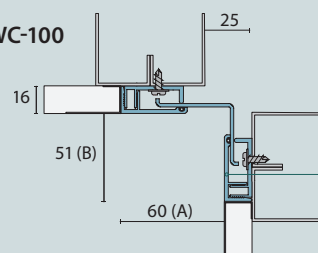
Free-floating aluminium centre plate spans joint opening and slides between side frame assemblies to allow movement when required.

AFW-200



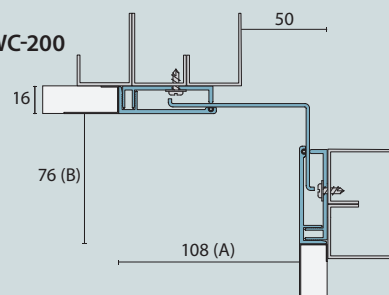
Visible aluminium sections have a natural anodised finish, but can be painted or supplied powder coated* to match the surrounding wall finishes.

AFWC-100



Cover plates clip into base frames to create a flush, tamper-resistant finish with no exposed fasteners.

AFWC-200



MATERIALS, COLOURS AND FINISHES

Aluminium sections: exposed sections are supplied in a natural anodised finish as standard, or can be polyester powder coated (subject to minimum quantity). All other sections are mill finished as standard.

COMPLEMENTARY FLOOR COVERS

ALS Series ▶ 34

ACCESSORIES

- Fire Barriers ▶ 90-91
- Acoustic Barriers ▶ 93

STOCK LENGTHS

Aluminium sections: 3m

FIXINGS

Fixings (by others) to suit substrate at 450mm centres.

NB: Frames are supplied undrilled.

For more information visit:
www.c-sgroup.co.uk/1580



Cover Plates & Compression Strips for Walls


JOINT WIDTH UP TO 100MM | MOVEMENT UP TO +65 AND -100MM

- Rigid aluminium cover plates or flexible rubber strips
- Economical solutions for small joints with small horizontal movement requirements
- Surface or recess mounted options
- Quick and easy to install



W SERIES

JOINT WIDTH UP TO 50MM | MOVEMENT UP TO ± 35 MM





Economical and easy to install rigid plates for wall joints, ideal for retrofit installations.

- Rigid aluminium plates for covering small wall joints with small movement requirements
- Quick installation using stainless steel clips
- Supplied in a natural anodised finish as standard, but can be painted or supplied powder coated* to blend in with the adjacent wall finish
- Suitable for interior applications only
- Compatible with a wide range of wall finishes



WALL FINISH | Concrete | Plasterboard | Brick | Stone | Tile

WALL TO WALL COVER PLATES

Model	Joint width (mm)		Exposed surface (mm)	Min. joint depth required (mm)		Movement (mm)	
	Small clip	Large clip		Small clip	Large clip	Small clip	Large clip
W-50 	25	-	50	40	-	± 10	-
W-70 	25	-	70	40	-	± 10	-
W-90	25	50	90	40	60	± 10	+25/-35
W-120	25	50	120	40	60	± 10	± 35

* Subject to minimum quantity

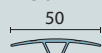
 This model is available on **CS Rapid Ship** for delivery within 3 working days.
See **► 94** for details

CORNER WALL COVER PLATES

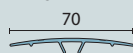
Model	Joint width (mm)		Exposed surface (mm)	Min. joint depth required (mm)		Movement (mm)	
	Small clip	Large clip		Small clip	Large clip	Small clip	Large clip
W-50A	30	-	40	45	-	± 5	-
W-70A	-	40	60	-	65	-	± 10
W-90A	-	50	73	-	65	-	± 15

WALL TO WALL COVER PLATES

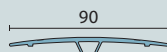
W-50




W-70



W-90



W-120

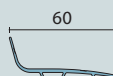


CORNER WALL COVER PLATES

W-50A



W-70A

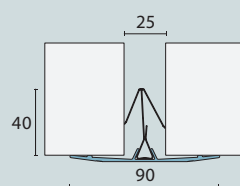



W-90A

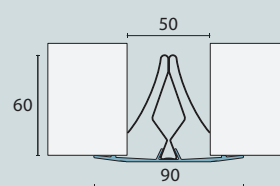


INSTALLATION

Cover plates are easily secured in place using stainless steel clips supplied with the products. Please note the minimum joint depth requirements, which are dependant on the joint size and clip type used.



W-90 installed over 25mm joint width using small clip option.



W-90 installed over 50mm joint width using large clip option.

MATERIALS, COLOURS AND FINISHES

Aluminium sections: cover plates are supplied in a natural anodised finish or can be powder coated (subject to minimum quantity). Clips are manufactured from stainless steel.

COMPLEMENTARY FLOOR COVERS

W Series **► 41**

ACCESSORIES

Fire Barriers **► 90** (Jointofeu series)

STOCK LENGTHS

Aluminium sections: 3m


FIXINGS

Installation using clips (CS supplied) at 450mm centres.

For more information visit:
www.c-sgroup.co.uk/1579

PC SERIES

JOINT WIDTH UP TO 100MM | MOVEMENT UP TO +65/-100MM



Simple, surface mounted aluminium plates for fast installation over most wall finishes.

- Surface mounted aluminium cover plates
- For applications with medium to large horizontal movement requirements
- Quick and easy to install, perfect for retrofit installations
- Durable and low maintenance
- Plates have a natural anodised finish as standard, but can be painted, or supplied powder coated[^] to blend in with the surrounding walls
- Suitable for interior applications over a wide range of wall finishes



WALL FINISH | Concrete | Plasterboard | Brick | Stone | Tile

WALL TO WALL COVER PLATES

Model	Joint width* (mm)	Exposed surface (mm)	Movement (mm)		
			↔	↕	↗↘
PC-100	25	95	±25	±2	∞**
PC-200	50	133	+40/-50	±2	∞**
PC-300	75	171	+50/-75	±2	∞**
PC-400	100	210	+65/-100	±2	∞**

* Larger sizes available on request

** Restricted by site conditions

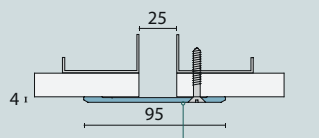
[^] Subject to minimum order quantities

This model is available on **CS Rapid Ship** for delivery within 3 working days. See ▶ 94 for details

CORNER WALL OR WALL TO CEILING COVER PLATES

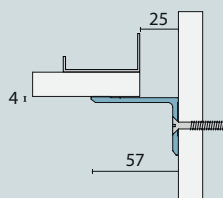
Model	Joint width* (mm)	Exposed surface (mm)	Movement (mm)		
			↔	↕	↗↘
PCW-100	25	57	±25	±2	∞**
PCW-200	50	95	+40/-50	±2	∞**
PCW-300	75	133	+50/-75	±2	∞**
PCW-400	100	171	+65/-100	±2	∞**

PC-100

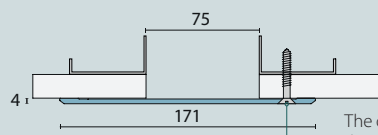


Smooth cover plate is supplied in a natural anodised finish, or can be polyester powder coated[^] to match the surrounding finishes.

PCW-100

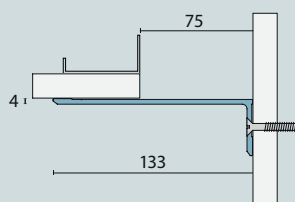


PC-300



The cover plate is fixed on one side of the joint opening to allow movement where required.

PCW-300



MATERIALS, COLOURS AND FINISHES

Cover plates are supplied in a natural anodised finish as standard. Polyester powder coating, or stainless steel options can be offered upon request, subject to minimum order quantities.

COMPLEMENTARY FLOOR COVERS

PC Series ▶ 42

ACCESSORIES

Fire Barriers ▶ 90-91

STOCK LENGTHS

Aluminium sections: 3m

FIXINGS

Fixings (by others) to suit substrate at 450mm centres.

NB: Frames are supplied undrilled.

For more information visit:
www.c-sgroup.co.uk/9977

JDN SERIES

JOINT WIDTH UP TO 60MM | MOVEMENT UP TO +20/-10MM



Quick and easy to install flexible rubber strips, perfect for refurbishments.

- Flexible compression strips for wall or ceiling joints
- Can be surface mounted or pushed into the recess
- Suitable for most wall and ceiling finishes
- Manufactured from durable EPDM rubber
- Interior or exterior applications



WALL FINISH | Concrete | Plasterboard | Brick | Stone | Tile

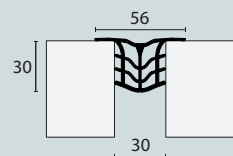
WALL TO WALL COMPRESSION STRIPS

Model	Joint width (mm)	Surface mounted		Recess mounted		Movement (mm)
		Exposed surface (mm)	Min. joint depth (mm)	Exposed surface (mm)	Min. joint depth (mm)	
JDN-10	10	29	15	10	30	+3/-5
JDN-20	20	43	20	20	35	+6/-8
JDN-30	30	56	30	30	45	+9/-8
JDN-40	40	70	40	40	55	+13/-10
JDN-50	50	84	45	50	60	+17/-10
JDN-60	60	98	60	60	65	+20/-10

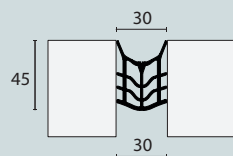
 This model is available on **CS Rapid Ship** for delivery within 3 working days (Black only). See ▶ 94 for details

JDN-30

Surface Mounted



Recess Mounted



JDN-10



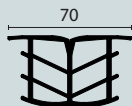
JDN-20



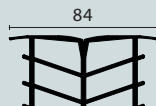
JDN-30



JDN-40



JDN-50



JDN-60



MATERIALS, COLOURS AND FINISHES

EPDM Rubber seals are available in Black or Light Grey as standard.

BLACK

LIGHT GREY

STOCK LENGTHS

Supplied cut to suit from [max] 25m rolls.

ACCESSORIES

Fire Barriers ▶ 90 (Jointofeu series)

FIXINGS

JDN seals are fitted using a Neoprene sealant (by others), or can be just compressed and pushed into the joint opening.

For more information visit:
www.c-sgroup.co.uk/1584

Allway® Expansion Joint Covers - Car Parks & Stadia

JOINT WIDTH UP TO 250MM | MOVEMENT UP TO ± 125 MM

Floor joint covers in car parks are subjected to frequent heavy loadings, excessive wear & tear, and aggressive chemicals. Our range includes innovative and durable models designed specifically to cope with these challenging conditions.

For a proven and reliable solution, look no further than the CS Allway range.



For more information visit:
www.c-sgroup.co.uk/300



The unique patented design of our KB system solves typical problems associated with traditional solutions ▶ 77

Not sure which model to choose? Here are some general tips:

GASKETED COVERS

CS' **gasketed car park covers and seals** suit joint openings up to 100mm wide and can be used in interior and exterior car park / warehouse applications, whether new build or refurbished.

A selection of models is available to meet different functional requirements. They are made of high quality EPDM to ensure their resistance to intensive rolling traffic. As well as providing a watertight solution, these models also allow for multi-directional movement.

METAL COVERS

Our robust **metal joint covers** suit larger joint openings (from 100 to 250mm) and are manufactured from high strength aluminium. Their unique design has been developed to ensure low maintenance and a long lifespan in intensive traffic conditions. These models are supplied complete with Moisture Barriers to ensure watertight installations.

For 'at a glance' comparison of our car park joint cover systems, refer to the selection chart ▶ 66-67.



Robust ZB seals are ideal for car parks and are available in recess and surface mounted options ▶ 69-70



Available in sizes to suit up to 250mm wide joints, the PTC series offers large multi-directional movement and robust construction ▶ 78

TESTING

Our products are rigorously tested to ensure they perform in real life situations.







For example, our ZB one-piece EPDM seal was subjected to thorough testing, including rolling loads of 1,350kg per wheel, with simultaneous vertical slab deflection; sub-zero temperature testing, including several freeze-thaw cycles; and all applicable ASTM cycling tests.

At 35,000 cycles the seal exhibited no wear or tear from the rolling load. The seal was also tested to simulate shear stress created by a rapidly moving vehicle braking abruptly.



Allway® Car Park & Stadia Joint Covers Selection Chart

Use the chart below as the first step in choosing the right type of EJC for your next project, then refer to details on the product pages to find the best option to suit your needs. If you have a unique situation and cannot find the right solution, please get in touch as we would love to help.

Cover Type	Appearance	Description/ Key Features	EJC Series	Nominal Joint Width*	Horizontal Movement Range*	
Gasketed Seals		Surface and recess mounted EPDM seals	KP ▶ 71	up to 60mm	up to ±12mm	
	HB		HB ▶ 72	up to 100mm	up to ±50mm	
		Surface mounted EPDM seal; watertight applications; full movement range	ZB-SM ▶ 70	up to 100mm	up to ±50mm	
	ZB-SM					
		Recess mounted one-piece EPDM seal; watertight applications; full movement range	ZB ▶ 69	up to 100mm	up to ±50mm	
	ZB					
Gasketed Covers		Surface mounted robust cover; watertight applications; full movement range	RFP ▶ 74	up to 50mm	up to ±15mm	
	RFP					
		Recess mounted solution featuring s/steel cover plates & EPDM gaskets; watertight applications; full movement range	PDS ▶ 73	up to 50mm	up to ±30mm	
	PDS					
All Metal Covers		Recess mounted all metal covers; robust and long-lasting; full movement range	KB ▶ 77	up to 200mm	up to +140/-100mm	
			PTC ▶ 78	up to 250mm	up to ±125mm	
	KB					


* For detailed information refer to tables on product pages

Car park movement joints require specially designed, robust cover solutions to cope with constant dynamic live loads, chemical spillages, extremes of weather and sometimes significant movement.

CS has developed a range of high performing models designed to eliminate problems which occur when standard products are installed in these challenging conditions.

THE PROBLEM

Winged seals with elastomeric concrete fail regularly. Wheeled impact causes hairline cracks in elastomeric concrete in typical applications. Over time these cracks become more severe until the seal's wings eventually pull away.



CS SOLUTION

ZB is a tough one-piece EPDM system with a 19mm thick shoulder, substantial enough to withstand regular wheeled impact, regardless of the condition of the slab edge below.

ZB's epoxy bond holds up under constant deflection and temperature extremes.

	Designed For	Load Capability	Finishes	Accessories
	Vehicular traffic; car parks, warehouses and storage facilities; new build and refurbishment projects; interior or exterior areas	1000kg point load	Concrete, paving	Fire Barriers ► Contact us for details
	Vehicular traffic; stadium seating bowls and concourses; new build and refurbishment projects; interior or exterior areas	1000kg point load	Concrete, paving	Fire Barriers ► Contact us for details
	Vehicular traffic; stadium seating bowls and concourses; new build and refurbishment projects; interior or exterior areas	1000kg point load	Concrete, paving	Fire Barriers ► Contact us for details
	Vehicular traffic; stadium seating bowls and concourses; new build and refurbishment projects; interior or exterior areas	1000kg point load	Concrete, paving	Fire Barriers ► Contact us for details
	Vehicular traffic; stadium seating bowls and concourses; new build and refurbishment projects; interior or exterior areas	1000kg point load	Concrete, paving	Fire Barriers ► 90-91
	Vehicular traffic; stadium seating bowls and concourses; new build and refurbishment projects; interior or exterior areas	1000kg point load	Concrete, paving, bituminous finishes	Fire Barriers ► 90-91 Moisture Barriers ► supplied as standard

THE PROBLEM

Dynamic forces can be significant in car park situations, especially at the bottom of ramps and when vehicles brake. Conventional turnbar assemblies are prone to damage under the considerable shear force.




CS SOLUTION

The **KB series** features a patented turnbar housing designed to reduce shear force on the bolt, and transfer the load through the cast turnbar to the side frames.

With the KB system there are no loose or broken cover plates, and no clanking noises caused by passing traffic.

THE PROBLEM

Regular damage to joint cover systems caused by live load movements and vertical shear.



CS SOLUTION

The **PTC system's** rotation damper design allows for significant deflection of the adjacent floor slabs without the damage associated with conventional solutions.


Gasketed Joint Seals & Covers for Car Parks and Stadia

JOINT WIDTH UP TO 100MM | MOVEMENT UP TO ± 50 MM

- Interior and exterior applications
- Watertight solutions
- Capable of withstanding regular vehicular movement
- Surface and recess mounted options
- Manufactured from EPDM rubber, which offers excellent resistance to weather, ageing, wide temperature ranges and a variety of chemicals.

ZB SERIES

JOINT WIDTH UP TO 100MM | MOVEMENT UP TO ± 50 MM



A one-piece extruded EPDM elastomeric seal designed to withstand regular vehicular movement.

- Recess mounted floor joint cover system
- Elastomeric EPDM seal with 19mm thick integral nosings, bonded to the substrate using high-strength epoxy adhesive
- Sealed on each side using a urethane sealant, to create a watertight solution when installed in waterproof structures
- Ribbed surface finish to offer slip resistance
- Suitable for interior or exterior applications, both new and retrofit
- Load capability: 1000kg point load



FLOOR FINISH[^] | Concrete | Paving

FLOOR TO FLOOR SEALS

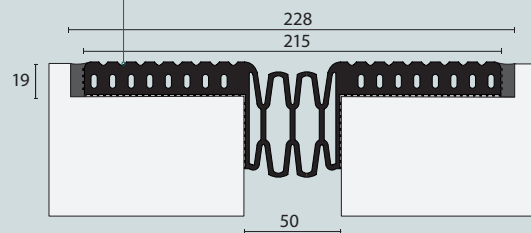
Model	Joint width (mm)	Exposed surface (mm)	Min. recess required (mm)		Movement (mm)		
			Depth*	Width	↔	↕	↗↘
ZB-100	25	203	19	203	± 12	± 10	± 5
ZB-200	50	228	19	228	± 25	± 10	± 5
ZB-300	75	254	19	254	± 38	± 12	± 7
ZB-400	100	278	19	278	± 50	± 15	± 15

* From FFL

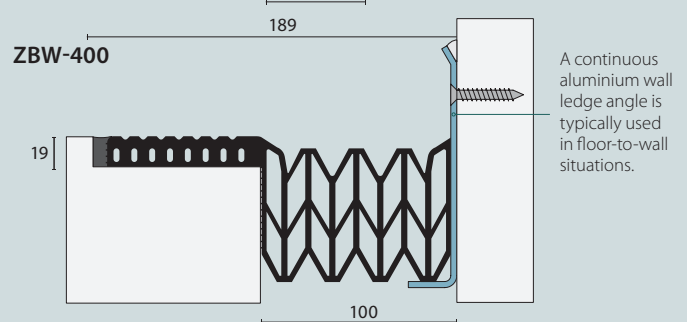
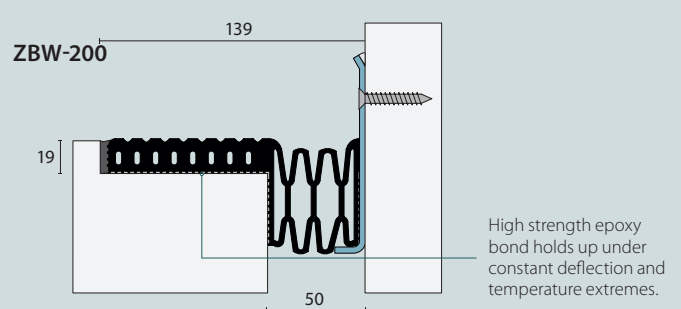
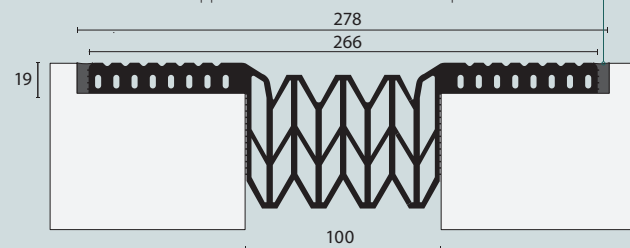
FLOOR TO WALL SEALS

Model	Joint width (mm)	Exposed surface (mm)	Min. recess required (mm)		Movement (mm)		
			Depth*	Width	↔	↕	↗↘
ZBW-100	25	114	19	114	± 12	± 10	± 5
ZBW-200	50	139	19	139	± 25	± 10	± 5
ZBW-300	75	164	19	164	± 38	± 12	± 7
ZBW-400	100	189	19	189	± 50	± 15	± 15

ZB-200
Integral nosing eliminates the need for messy elastomeric concrete. At 19mm thick, the nosing is substantial enough to withstand regular wheeled traffic, providing a durable, maintenance free solution.



ZB-400
EJC sides are sealed to ensure a watertight application when installed in waterproof structures.



MATERIALS, COLOURS AND FINISHES

EPDM elastomeric seal available in Black. Floor to wall models include a mill finished formed aluminium ledge angle.

BLACK

ACCESSORIES

Fire Barriers ▶ [Contact us for details](#)

[^] The standard adhesive used with ZB models is not compatible with bituminous finishes, such as asphalt. Please contact us for alternative solutions.

NB: To ensure successful installation of the system the substrate temperature at the time of installation should be 5°C or above.

STOCK LENGTHS

The ZB seal can be supplied in a range of lengths to facilitate jointless installation, but handling needs to be taken into consideration due to product weight. Please contact us to discuss your requirements.


FIXINGS

- **Floor:** Installed using CS supplied high-strength epoxy adhesive and Black urethane sealant
- **Wall angle:** Fixings (by others) to suit substrate at 450mm centres.

For more information visit:
www.c-sgroup.co.uk/1593

ZB-SM SERIES

JOINT WIDTH UP TO 100MM | MOVEMENT UP TO ± 50 MM



A surface mounted elastomeric seal for areas with regular vehicular movement, or where a watertight joint is required.

- A surface mounted floor joint cover comprising extruded EPDM compression seal and EPDM ramped side wings.
- Highly durable and watertight system designed for use in car park or stadia applications
- Installed using high-strength epoxy adhesive
- Ribbed surface finish offers slip resistance
- Suitable for interior or exterior applications, both new and retrofit
- Load capability: 1000kg point load



FLOOR FINISH[^] | Concrete | Paving

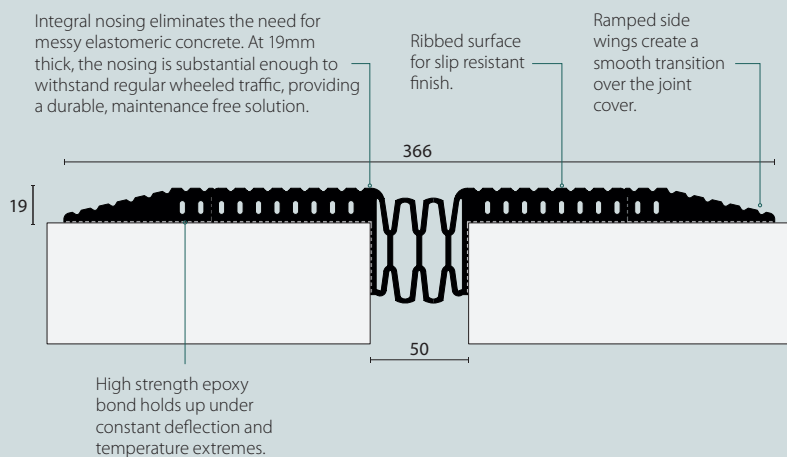
FLOOR TO FLOOR SEALS

Model	Joint width (mm)	Exposed surface (mm)	Seal thickness (mm)	Movement (mm)		
				↔	↕	↗
ZB-100SM	25	341	19	± 12	± 10	± 5
ZB-200SM	50	366	19	± 25	± 10	± 5
ZB-300SM	75	391	19	± 38	± 12	± 7
ZB-400SM	100	416	19	± 50	± 15	± 15

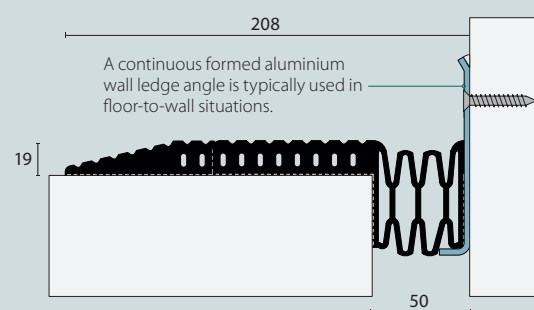
FLOOR TO WALL SEALS

Model	Joint width (mm)	Exposed surface (mm)	Seal thickness (mm)	Movement (mm)		
				↔	↕	↗
ZBW-100SM	25	183	19	± 12	± 10	± 5
ZBW-200SM	50	208	19	± 25	± 10	± 5
ZBW-300SM	75	233	19	± 38	± 12	± 7
ZBW-400SM	100	258	19	± 50	± 15	± 15

ZB-200SM



ZBW-200SM



MATERIALS, COLOURS AND FINISHES

EPDM elastomeric seal available in Black. Floor to wall models include a mill finish formed aluminium ledge angle.

BLACK

ACCESSORIES

Fire Barriers ► [Contact us for details](#)

[^] The standard sealant used with ZB-SM models is not compatible with bituminous finishes, such as asphalt. Please contact us for alternative solutions.
NB: To ensure successful installation of the system the substrate temperature at the time of installation should be 5°C or above.

For more information visit:
www.c-sgroup.co.uk/9978

STOCK LENGTHS

The seal can be supplied in a range of lengths to facilitate jointless installation, but handling needs to be taken into consideration due to product weight. Please contact us to discuss your requirements.

FIXINGS

- **Floor:** Installed using high-strength epoxy adhesive (supplied by CS)
- **Wall angle:** Fixings (by others) to suit substrate at 450mm centres.

KP SERIES

JOINT WIDTH UP TO 60MM | MOVEMENT UP TO ± 12 MM



A durable and easy to install surface mounted EPDM seal for applications in warehouses, car parks and storage facilities.

- Surface mounted EPDM seal
- Integral nosings are bonded to the substrate with a neoprene adhesive (by others)
- Suitable for interior or exterior applications, both new and retrofit
- Load capability: 1000kg point load

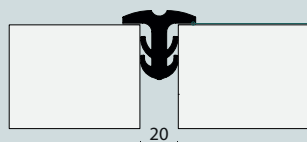


FLOOR FINISH[^] | Concrete | Paving

FLOOR TO FLOOR SEALS

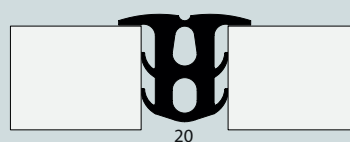
Model	Joint width (mm)	Exposed surface (mm)	Minimum joint depth (mm)	Movement (mm)
KP-20	20	38	38	+10/-5
KP-30	30	54	42	+7/-8
KP-40	40	69	52	± 12
KP-50	50	80	62	+9/-5
KP-60	60	95	72	+7/-5

KP-20

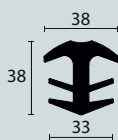


KP seals are bonded to the substrate using a neoprene adhesive (by others).

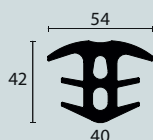
KP-50



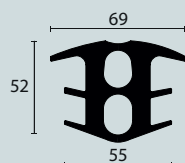
KP-20



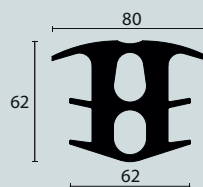
KP-30



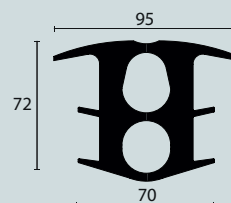
KP-40



KP-50



KP-60



MATERIALS, COLOURS AND FINISHES

EPDM elastomeric seal available in Black or Grey as standard.

BLACK

GREY

ACCESSORIES

Fire Barriers ► [Contact us for details](#)

STOCK LENGTHS

Supplied cut to suit from [max] 25m rolls.

FIXINGS

KP seals are bonded to substrate using a neoprene adhesive (by others).

[^] When installing the product in other substrates (e.g. bituminous finishes such as asphalt), ensure that the adhesive you are using is compatible with the substrate to provide a long lasting bond.

For more information visit:
www.c-sgroup.co.uk/7121

HB SERIES

JOINT WIDTH UP TO 100MM | MOVEMENT UP TO ± 50 MM



Durable EPDM seals offering a watertight solution for car park and warehouse joints.

- Extruded EPDM seal bonded to the substrate with high strength epoxy adhesive
- Closed cell design for up to $\pm 50\%$ movement capacity
- Serrated edges create reservoirs for epoxy, to facilitate good adhesion of the seal to joint walls
- Watertight system when installed as part of a waterproof structure
- Suitable for interior or exterior applications, both new and retrofit
- Load capability: 1000kg point load



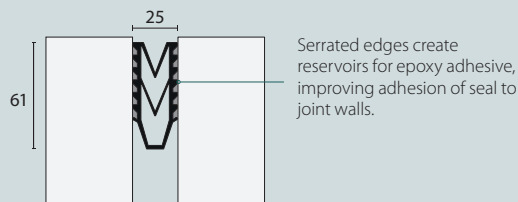
FLOOR FINISH[^] | Concrete | Paving

FLOOR TO FLOOR / FLOOR TO WALL SEALS

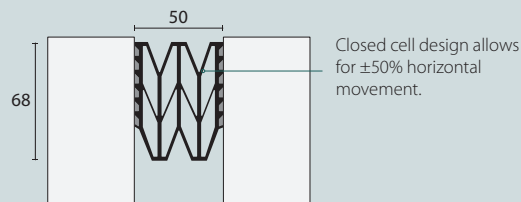
Model	Joint width (mm)	Minimum joint depth* (mm)	Exposed surface (mm)	Movement (mm)		
HB-100	25	71	25	± 12	± 5	± 5
HB-200	50	78	50	± 25	± 10	± 10
HB-300	75	78	75	± 38	± 10	± 10
HB-400	100	104	100	± 50	± 10	± 15

* From FFL

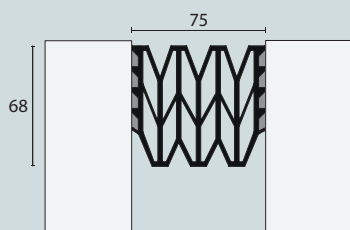
HB-100



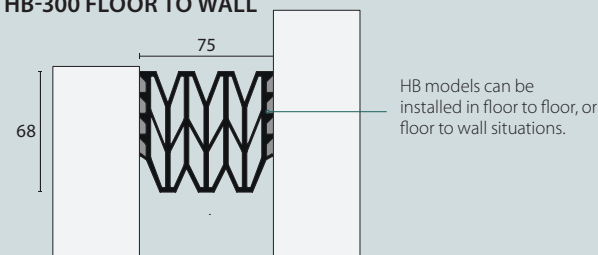
HB-200



HB-300 FLOOR TO FLOOR



HB-300 FLOOR TO WALL



MATERIALS, COLOURS AND FINISHES

EPDM elastomeric seal available in Black as standard.

BLACK

ACCESSORIES

Fire Barriers ► [Contact us for details](#)

STOCK LENGTHS

Supplied cut to suit from [max] 7.5m or 15m rolls

FIXINGS

Installed using high-strength epoxy adhesive (supplied by CS).


[^] The standard adhesive used with HB models is not compatible with bituminous finishes, such as asphalt. Please contact us for alternative solutions.

NB: To ensure successful installation of the system the substrate temperature at the time of installation should be 5°C or above.

For more information visit:
www.c-sgroup.co.uk/1595

PDS SERIES

JOINT WIDTH UP TO 50MM | MOVEMENT UP TO ± 30 MM



Watertight and durable floor joint covers, resistant to traffic, snow or rain. Perfect for open or covered car parks.

- Recess mounted gasketed floor covers featuring stainless steel cappings
- Available in four standard frame depths to suit project needs
- Central gasket lengths can be welded at joints to achieve a watertight solution
- PVC wing seals can be used to tie the joint cover into waterproofing systems
- Suitable for interior or exterior areas
- Load capability: 1000kg point load



FLOOR FINISH | Concrete | Paving

FLOOR TO FLOOR COVERS

Model	Joint width (mm)	Frame depth (mm)	Exposed surface (mm)	Min. recess required (mm)		Movement (mm)		
				Depth*	Width**	↔	↕	↗↘
PDS-200/50	50	50	120	55	213	± 30	± 5	± 12
PDS-200/75	50	75	120	80	213	± 30	± 5	± 12
PDS-200/100	50	100	120	105	213	± 30	± 5	± 12
PDS-200/125	50	125	120	130	213	± 30	± 5	± 12

* From FFL

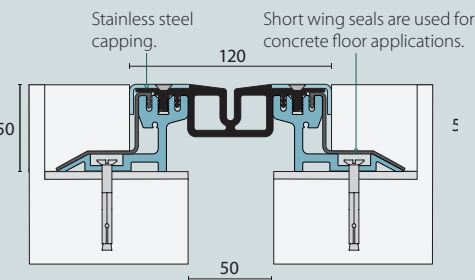
** Applicable to recessed concrete floor installations with short wing seals

FLOOR TO WALL COVERS

Model	Joint width (mm)	Frame depth (mm)	Exposed surface (mm)	Min. recess required (mm)		Movement (mm)		
				Depth*	Width**	↔	↕	↗↘
PDSW-200/50	50	50	86	55	132	± 30	± 5	± 12
PDSW-200/75	50	75	86	80	132	± 30	± 5	± 12
PDSW-200/100	50	100	86	105	132	± 30	± 5	± 12
PDSW-200/125	50	125	86	130	132	± 30	± 5	± 12

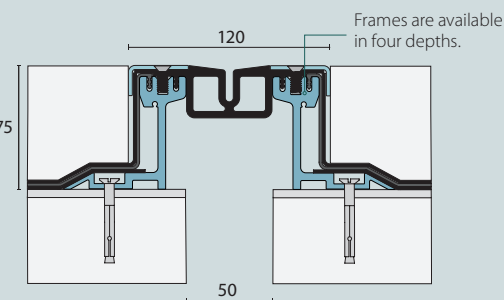
PDS-200/50

Coated concrete floor application with short wing seals.



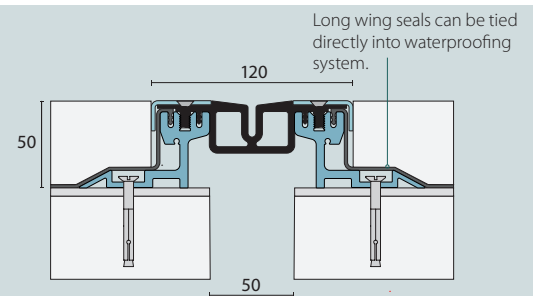
PDS-200/75

Bituminous surfacing application with long wing seals.



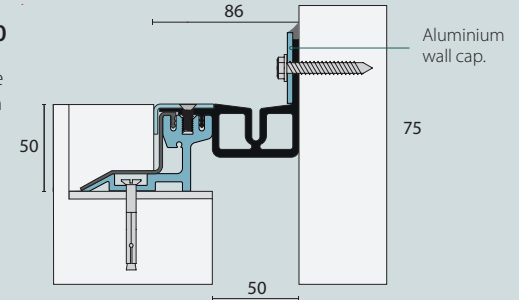
PDS-200/50

Bituminous surfacing application with long wing seals.



PDSW-200/50

Coated concrete floor application with short wing seals.



MATERIALS, COLOURS AND FINISHES

- Stainless steel capping sections: dull polished stainless steel.
- Aluminium frame sections: mill finish aluminium.
- Gaskets: Santoprene central gasket available in Black as standard.
- Wing seals: PVC Black as standard.

ACCESSORIES

- Fire Barriers ▶ 90-91

STOCK LENGTHS

- Stainless steel sections: 3m
- Aluminium sections: 3m
- Gaskets: Rolls up to [max] 20m
- Side wing seals: Rolls up to [max] 36m

For more information visit:
www.c-sgroup.co.uk/1586

FIXINGS

- Floor: fixings (by others) to suit substrate at 450mm centres and to achieve minimum 40mm embedment
- Wall: fixings (by others) to suit substrate at 450mm centres

NB: Frames are supplied undrilled.

TRANSITIONS


The following pre-fabricated transitions are available on request to facilitate system installation:

- 90° corner
- T-junction
- 4-way junction
- Floor to vertical wall

Transitions are delivered to site fully assembled. Please contact us for details.

RFP SERIES

JOINT WIDTH UP TO 50MM | MOVEMENT UP TO ± 15 MM



Highly durable surface mounted car park covers offering good multi-directional movement range.

- Surface mounted car park floor joint covers featuring EPDM gaskets and aluminium capping profiles
- Aluminium sections are serrated for a slip resistant finish
- Easy to install, durable solution
- Suitable for interior or exterior areas
- Load capability: 1000kg point load



FLOOR FINISH[^] | Concrete | Paving

FLOOR TO FLOOR COVERS

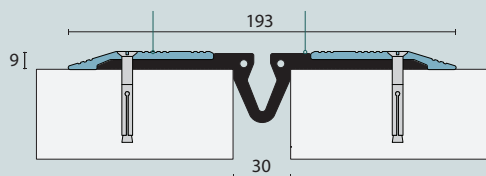
Model	Joint width (mm)	Frame thickness (mm)	Exposed surface (mm)	Movement (mm)		
				↔	↕	↗
RFP-100	30	9	193	± 10	± 20	± 5
RFP-200	50	9	215	± 15	± 20	± 10

FLOOR TO WALL COVERS

Model	Joint width (mm)	Frame thickness (mm)	Exposed surface (mm)	Movement (mm)		
				↔	↕	↗
RFPW-100	30	9	111	± 10	± 20	± 5
RFPW-200	50	9	133	± 15	± 20	± 10

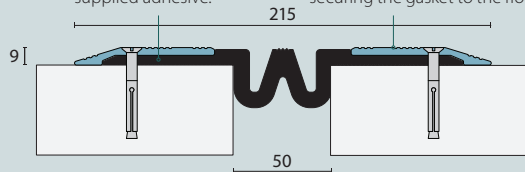
RFP-100

Serrations in the aluminium profiles create a slip resistant finish. Durable EPDM gasket is suitable for use in exterior and interior environments.

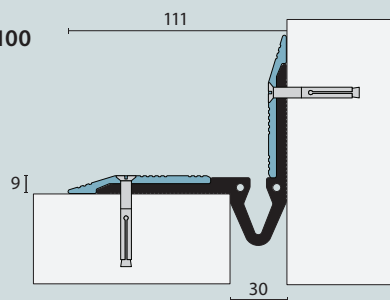


RFP-200

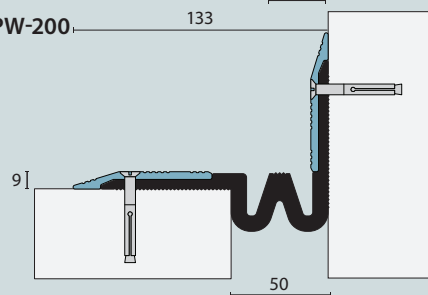
Gasket is adhered to the substrate using CS supplied adhesive. Aluminium capping is mechanically fixed to the substrate, further securing the gasket to the floor.



RFPW-100



RFPW-200



MATERIALS, COLOURS AND FINISHES

- Aluminium sections: mill finished as standard.
- Gaskets: EPDM rubber, Black as standard.

BLACK

ACCESSORIES

Fire Barriers ▶ Contact us for details

STOCK LENGTHS

- Aluminium sections: 3m
- Gaskets: supplied cut to suit from [max] 25m rolls.

For more information visit:
www.c-sgroup.co.uk/8671

FIXINGS

The cover is installed using adhesive (supplied by CS) to adhere the gasket to the substrate, and mechanical fixings (by others) securing aluminium profiles to the floor.

- **Floor:** fixings (by others) to suit substrate at 330mm centres and to achieve minimum 40mm embedment.
- **Wall:** fixings (by others) to suit substrate at 330mm centres.

NB: Frames are supplied pre-drilled.

[^] The standard adhesive used with RFP models is not compatible with bituminous finishes, such as asphalt. Please contact us for alternative solutions.
NB: To ensure successful installation of the system the substrate temperature at the time of installation should be 5°C or above.

Ashford International Station



Serving close to 4 million passengers a year, Ashford International Station is a busy transport hub offering national and international railway services.

Built a number of years ago, the multi-storey car park adjacent to the station has seen heavy volumes of traffic moving through it, and over its expansion joint covers. The constant strain was causing the original covers to fail in some areas, creating trip hazard potential and water leakage on the top two car park floors.

The car park operators turned to CS for a durable and easy to install replacement product.

ZB-SM expansion joint covers were used to provide a robust and watertight* solution. Designed for retrofit applications these surface mounted, heavy duty EPDM rubber joint covers, can be adhered to the surface substrate, without the need for a blockout,

ensuring quick installation.

ZB systems have been extensively tested to prove their long term performance in car park environments. Ramped wing seals of the surface mounted model ensure smooth vehicle transition over the covers.

Installed on two levels of the car park by CS' installation team, Conspec Contracts, the ZB-SM provides a robust, low maintenance and leak-free solution to the car park's building movement.

Location: Ashford, Kent, UK
Client: HS1 Limited
Project type: Refurbishment
CS products used: ZB-200SM ▶ 70

* Watertightness relies on correct installation of the joint cover as well as the quality and integrity of the adjacent substrates.



Metal Joint Covers for Car Parks & Stadia


JOINT WIDTH UP TO 250MM | MOVEMENT UP TO ± 125 MM

- Highly durable covers for interior and exterior applications
- Designed for areas with frequent vehicular access
- Multi-directional movement capability
- Low maintenance
- Supplied with Moisture Barriers as standard to ensure watertight installation



KB SERIES

JOINT WIDTH UP TO 200MM | MOVEMENT UP TO +115/-125MM



Robust, metal covers offering multi-directional movement and a watertight solution for car parks and warehouses.

- Recess mounted aluminium floor joint covers
- Unique design of the turnbar assembly and bolt housing shields the system from damage caused by impact of vehicular traffic. Also allows for some vertical displacement of adjacent floor slabs
- Supplied with a Moisture Barrier as standard
- Interior or exterior applications
- Load capability: 1000kg point load[^]



FLOOR FINISH | Concrete | Paving | Bituminous finishes

FLOOR TO FLOOR COVERS

Model	Joint width (mm)	Frame depth (mm)	Exposed surface (mm)	Min. recess required (mm)		Movement (mm)		
				Depth*	Width	↔	↕	↗↘
KB-400	100	51	286	56	416	±50	±12	±50
KB-500	125	51	387	56	518	+100/-75	±12	±63
KB-600	150	50	413	55	543	+85/-100	±12	±75
KB-700	175	50	489	55	620	+140/-100	±12	±85
KB-800	200	50	514	55	645	+115/-125	±12	±100

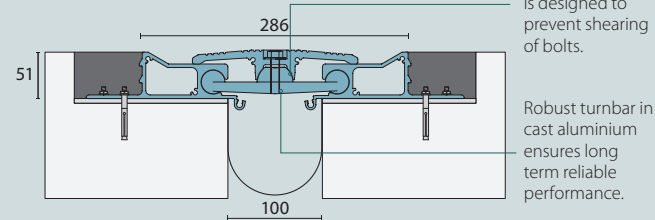
* From FFL

[^] Models suitable for higher loading requirements are available. Contact us for details.

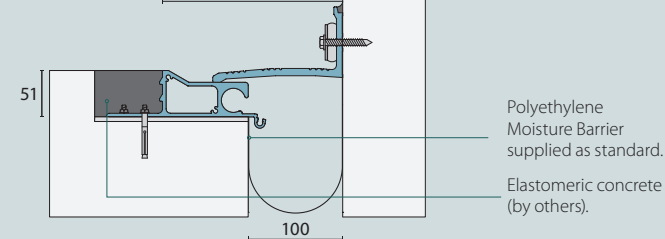
FLOOR TO WALL COVERS

Model	Joint width (mm)	Frame depth (mm)	Exposed surface (mm)	Min. recess required (mm)		Movement (mm)		
				Depth*	Width	↔	↕	↗↘
KBW-400	100	51	193	56	259	±25	±12	±50
KBW-500	125	51	257	56	322	+70/-25	±12	±63
KBW-600	150	50	283	55	348	+45/-50	±12	±75
KBW-700	175	50	333	55	399	+80/-35	±12	±85
KBW-800	200	50	359	55	424	+55/-60	±12	±100

KB-400



KBW-400



THE PROBLEM

Metal covers featuring a flush plate design are susceptible to damage, as the force from the impact of moving vehicles is transferred to the centre bolt, which can then loosen and eventually shear off.

CS SOLUTION

The patented design of **KB covers** provides full impact load transference through the turnbar and base frames, eliminating potential loosening and failure of the centre bolt.

MATERIALS, COLOURS AND FINISHES

- Aluminium sections are mill finished as standard.
- Turnbars are made of cast aluminium.
- Moisture Barrier is made of high density, reinforced Polyethylene

ACCESSORIES

- Fire Barriers ▶ 90-91
- Moisture Barriers ▶ supplied as standard

STOCK LENGTHS

- Aluminium sections: 3m
- Moisture Barrier: supplied cut to suit from [max] 30m rolls

FIXINGS

- **Floor:** fixings (by others) to suit substrate at 450mm centres and to achieve minimum 40mm embedment
- **Wall:** fixings (by others) to suit substrate at 450mm centres

NB: Frames are supplied undrilled.

For more information visit:
www.c-sgroup.co.uk/1591

PTC SERIES

JOINT WIDTH UP TO 250MM | MOVEMENT UP TO ± 125 MM



Highly durable covers for use over large expansion joints in areas with vehicular access.

- Recess mounted all metal floor joint covers
- Designed to allow for vertical displacement of the adjacent floor slabs
- Unique damper system prevents the cover from 'clunking' noisily under dynamic traffic loads
- Interchangeable centre plate
- Supplied with a Moisture Barrier as standard
- Load capability: 1000kg point load



FLOOR FINISH | Concrete | Paving | Bituminous finishes

FLOOR TO FLOOR COVERS

Model	Joint width* (mm)	Exposed surface (mm)	Min. recess required (mm)			Movement (mm)		
			Depth**		Width			
			A	B				
PTC-600	150	499	55	43	585	± 75	± 25	± 50
PTC-700	175	524	55	43	611	± 85	± 25	± 50
PTC-800	200	550	55	43	636	± 100	± 25	± 50
PTC-900	225	575	55	43	662	± 110	± 25	± 50
PTC-1000	250	626	55	43	712	± 125	± 25	± 50

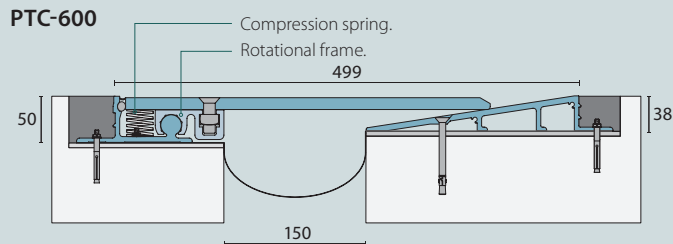
* Larger sizes available on request

** From FFL. Minimum recess depth varies on both sides of the joint, refer to drawings for details.

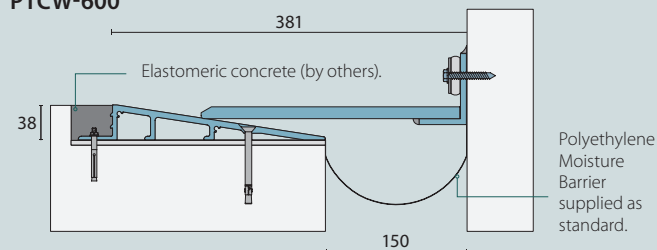
FLOOR TO WALL COVERS

Model	Joint width* (mm)	Exposed surface (mm)	Min. recess required (mm)		Movement (mm)		
			Depth**	Width			
PTCW-600	150	381	43	430	± 75	± 25	± 25
PTCW-700	175	406	43	448	± 85	± 25	± 25
PTCW-800	200	431	43	473	± 100	± 25	± 25
PTCW-900	225	457	43	499	± 110	± 25	± 25
PTCW-1000	250	508	43	549	± 125	± 25	± 25

PTC-600



PTCW-600



THE PROBLEM

Regular damage to joint cover systems caused by live load movements and vertical shear.

CS SOLUTION

The PTC system's rotation damper design allows for significant deflection of the adjacent floor slabs without the damage associated with conventional solutions.

MATERIALS, COLOURS AND FINISHES

- Aluminium sections are mill finished as standard. A stainless steel option is available for the centre plate.
- Moisture Barrier is made of high density, reinforced Polyethylene.

ACCESSORIES

- Fire Barriers ▶ 90-91
- Moisture Barriers ▶ supplied as standard

STOCK LENGTHS

- Aluminium sections: 3m
- Moisture Barrier: supplied cut to suit from [max] 30m rolls

FIXINGS

- Floor: fixings (by others) to suit substrate at 450mm centres and to achieve minimum 40mm embedment
- Wall: fixings (by others) to suit substrate at 450mm centres

NB: Frames are supplied undrilled.

For more information visit:
www.c-sgroup.co.uk/1590

NASCAR Hall of Fame



When designing the NASCAR Hall of Fame the architects were aiming to capture the spectacle and speed of the sport in a curving, sloped architectural form.

The 14,000 m2 interactive museum of motor sports and racing consists of four basic elements; a large glazed oval Great Hall, a rectangular building housing visitor services & exhibition space, an iconic Hall of Honour, and a 20-storey office tower & broadcasting studio.


A wide range of CS Allway Expansion Joint Covers was used throughout the Hall of Fame to accommodate various structural movement requirements, as well as functional and aesthetic considerations.

Double gasketed floor covers were specified for interior floor areas, whilst metal systems were used to cover expansion joints in walls and ceilings.

In addition, CS' exterior flexible seals were used to connect the two main structures of the Hall of Fame, providing movement and weather protection as required.

Finally, for the museum's parking garage, KB series metal parking covers were specified due to their robustness and suitability for use in areas with regular and intense vehicular traffic.

Location: Charlotte, NC, USA
Architect: Pei Cobb Freed & Partners
Project type: New Build
CS products used: KB series ▶ 77; SF series ▶ 82
 GTR series ▶ 24





Allway® Expansion Joint Covers - Exterior Walls

JOINT WIDTH UP TO 150MM | MOVEMENT UP TO +150MM AND -90MM

Exterior joints are subject to constant weather exposure, damaging UV light and substantial temperature differentials. They are also often difficult to access and maintain.

Our solutions for exterior joints offer superior quality to accommodate large, multi-directional movements and ward off the effects of weather and time.

Exterior covers are designed for vertical wall joints where weather protection is critical. We offer a range of models to meet your project's performance and aesthetic requirements.

METAL COVERS


The easy to install SMX series is suitable for smaller joints with primarily horizontal movement. These tamper-proof, durable and low maintenance products are particularly recommended for solid wall construction.

GASKETED COVERS

Gasketed options come in a wide range of sizes and are capable of accommodating substantial, multi-directional movement. Their continuous extruded aluminium frames are designed to be versatile enough to attach to most external skin structures.




The primary gaskets are manufactured from high quality Santoprene to offer excellent anti-ageing properties and UV resistance, and to ensure full colour retention over the lifetime of the product. There is a choice of flush or concertina gasket styles, in a selection of colours.

Secondary gaskets act as a moisture barrier, inhibiting the passage of exterior moisture, and stopping condensation from entering the wall cavity. Factory welded transitions are also available to help eliminate site installation issues which could lead to water ingress.



Allway® Exterior Wall Joint Covers Selection Chart

Use the chart below as the first step in choosing the right type of EJC for your next project, then refer to details on the product pages to find the best size to suit your needs. If you have a unique situation and cannot find the right solution in the brochure, please get in touch as we would love to help.

Cover Type	Appearance	Description / Key Features	EJC Series	Nominal Joint Width*	Horizontal Movement Range*	Designed For / Finishes	Accessories
Gasketed		Flush gasket design; large range of sizes; multi-directional movement	SF ▶ 82	up to 150mm**	up to +75/-90mm	All exteriors / All finishes	Fire Barriers ▶ 90-91 Moisture Barriers ▶ Supplied as standard Acoustic Barriers ▶ 93
		Concertina gasket design; large range of sizes; multi-directional movement	SC ▶ 84	up to 150mm**	up to +150/-90mm	All exteriors / All finishes	Fire Barriers ▶ 90-91 Moisture Barriers ▶ Supplied as standard Acoustic Barriers ▶ 93
Metal		Metal covers; small vertical joints; easy to install	SMX ▶ 85	up to 50mm**	up to +40/-35mm	All exteriors / All finishes	Fire Barriers ▶ 90-91 Moisture Barriers ▶ Supplied as standard Acoustic Barriers ▶ 93

* For detailed information refer to tables on product pages

** Larger sizes available on request

For more information visit:
www.c-sgroup.co.uk/301



Exterior vertical joint covers, designed for applications requiring weather protection and multi-directional movement.

- Vertical joint covers featuring continuous aluminium frames, a flush primary Santoprene gasket and a secondary PVC gasket acting as a Moisture Barrier
- Primary gasket contains UV inhibitors to prevent embrittlement and minimise fading
- No exposed fasteners
- Multi-directional movement
- Heat welded, weather tight factory fabricated transitions are available on request
- Frames are designed to attach to most exterior finishes

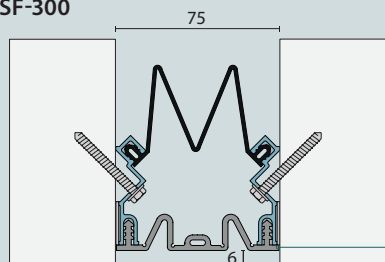
WALL FINISH | All finishes

WALL TO WALL OR CORNER WALL COVERS

Model	Joint width* (mm)	Exposed surface (mm)	Movement (mm)		
			↔	↕	↗↘
SF-300	75	75	+35/-40	±15	±3
SF-400	100	100	+50/-70	±20	±3
SF-500	125	125	+65/-70	±15	±3
SF-600	150	150	+75/-90	±15	±3

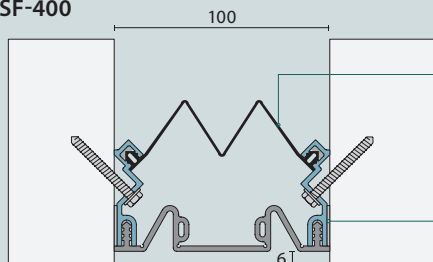
* Larger sizes available on request.

SF-300



Primary Santoprene gasket contains UV inhibitors to prevent embrittlement and minimise fading.

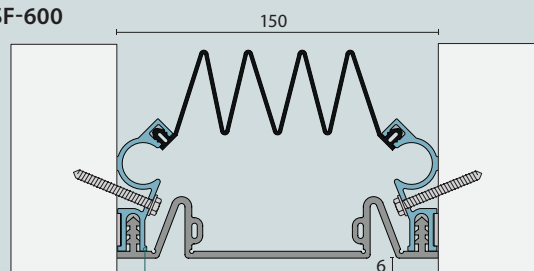
SF-400



Secondary PVC gasket acts as a Moisture Barrier.

Butyl tape provides added protection against water ingress.

SF-600



Frames are designed to suit most exterior wall finishes.

MATERIALS, COLOURS AND FINISHES

- **Aluminium sections:** mill finished as standard.
- **Gaskets:** primary Santoprene gaskets are available in four standard colours. Other colours can be supplied subject to minimum quantity. Secondary PVC gaskets are Black.

BLACK

WHITE

GREY

GREIGE

ACCESSORIES

- Fire Barriers ▶ 90-91
- Moisture Barriers ▶ Secondary gasket acts as a Moisture Barrier
- Acoustic Barriers ▶ 93

For more information visit:
www.c-sgroup.co.uk/4167

TRANSITIONS

Heat welded transitions are available. Contact us for details.

STOCK LENGTHS

- **Aluminium sections:** 3m
- **Primary gaskets:** supplied cut to suit from [max] 15m rolls
- **Secondary gaskets:** supplied cut to suit from [max] 30m rolls

FIXINGS

Fixings (by others) to suit substrate at 450mm centres.

NB: Frames are supplied undrilled.





Exterior vertical joint covers, designed for joints requiring weather protection and large multi-directional movement.

- Wall joint covers featuring continuous aluminium frames, a concertina style primary Santoprene gasket and a secondary PVC gasket acting as a Moisture Barrier
- Primary gasket contains UV inhibitors to prevent embrittlement and minimise fading
- No exposed fasteners
- Accommodates multi-directional movement, including up to 80% horizontal movement
- Heat welded, weather tight factory fabricated transitions are available on request
- Frames are designed to attach to most exterior finishes

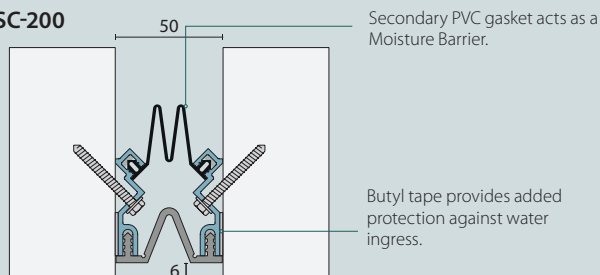
WALL FINISH | All finishes

WALL TO WALL OR CORNER WALL COVERS

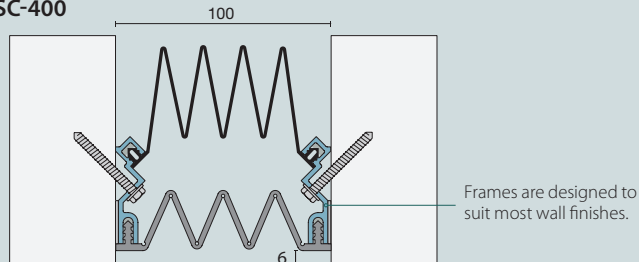
Model	Joint width* (mm)	Exposed surface (mm)	Movement (mm)		
			↔	↕	↗↘
SC-200	50	50	+50/-15	±10	±6
SC-300	75	75	+75/-40	±15	±6
SC-400	100	100	+100/-65	±20	±6
SC-500	125	125	+125/-65	±20	±6
SC-600	150	150	+150/-90	±20	±6

* Larger sizes available on request.

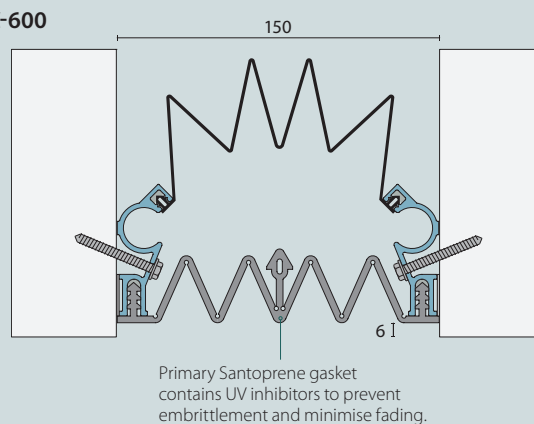
SC-200



SC-400



SC-600



MATERIALS, COLOURS AND FINISHES

- **Aluminium sections:** mill finished as standard.
- **Gaskets:** primary Santoprene gaskets are available in four standard colours. Other colours can be supplied subject to minimum quantity. Secondary PVC gaskets are Black.

BLACK

WHITE

GREY

GREIGE

ACCESSORIES

- Fire Barriers ▶ 90-91
- Moisture Barriers ▶ Secondary gasket acts as a Moisture Barrier
- Acoustic Barriers ▶ 93

For more information visit:
www.c-sgroup.co.uk/1596

TRANSITIONS

Heat welded transitions are available. Contact us for details.

STOCK LENGTHS

- **Aluminium sections:** 3m
- **Primary gaskets:** supplied cut to suit from [max] 15m rolls
- **Secondary gaskets:** supplied cut to suit from [max] 30m rolls

FIXINGS

Fixings (by others) to suit substrate at 450mm centres.

NB: Frames are supplied undrilled.

SMX SERIES

JOINT WIDTH UP TO 50MM | MOVEMENT UP TO +40/-35MM



Easy to install, tamper-proof and low maintenance aluminium wall joint covers for exterior applications.

- Surface mounted covers for exterior vertical joints
- Easy to install, perfect for retrofit installations
- Supplied with a Moisture Barrier as standard
- Cover plate is clear anodised as standard; it can be painted or supplied powder coated* to match surrounding walls
- With no exposed fasteners, the cover is tamper-resistant
- Often used for masonry applications where flush covers cannot be mounted into the wall structure
- Durable and low maintenance

WALL FINISH | Concrete | Brick | Stone

WALL TO WALL COVERS


Model	Joint width (mm)	Exposed surface (mm)	Movement (mm)		
			↔	↕	↗↘
SMX-100	25	127	+20/-10	±3	±5
SMX-200	50	197	+40/-35	±4	±5

* Subject to minimum order quantities.

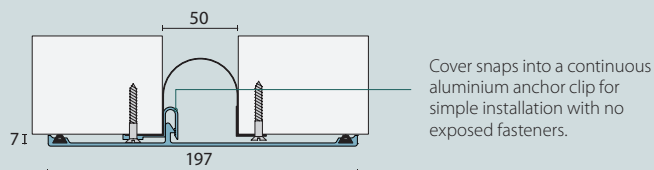
CORNER WALL COVERS

Model	Joint width (mm)	Exposed surface (mm)		Movement (mm)		
		A	B	↔	↕	↗↘
SMXC-100	25	77	46	+20/-10	±3	±5
SMXC-200	50	124	47	+40/-30	±4	±5

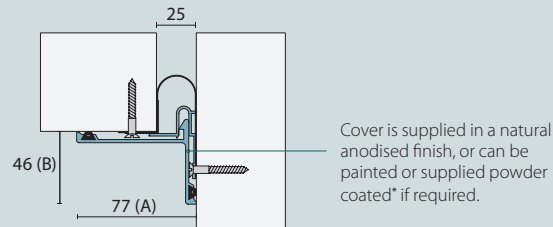
SMX-100



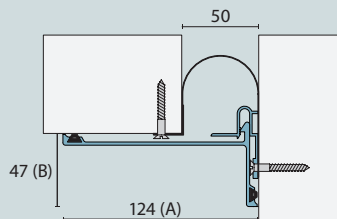
SMX-200



SMXC-100



SMXC-200



MATERIALS, COLOURS AND FINISHES

Aluminium sections: covers are supplied in a natural anodised finish as standard. Polyester powder coating available subject to minimum quantity. Continuous aluminium anchor clip is mill finished.

ACCESSORIES

- Fire Barriers ▶ 90-91
- Moisture Barriers ▶ Supplied as standard
- Acoustic Barriers ▶ 93

STOCK LENGTHS

- **Aluminium sections:** 3m
- **Moisture Barriers:** supplied cut to suit from [max] 30m rolls

FIXINGS

Fixings (by others) to suit substrate at 450mm centres.

NB: Anchor clip is supplied undrilled.

For more information visit:
www.c-sgroup.co.uk/9979

Roof Expansion Joint Covers

JOINT WIDTH UP TO 150MM | MOVEMENT UP TO +145MM AND -125MM

Weather integrity is vital for any roof joint cover application. CS Allway roof covers feature rubber seals and secondary moisture barriers to guarantee watertight installation. We also offer factory formed, heat welded transitions to ensure weather tightness and to simplify the installation process.

Our product options have been designed to suit both flat and built up roofs, and will accommodate large movement range and high wind loads.







Durable aluminium options are suitable for areas where occasional access is expected ▶ 89



Flexible EPDM bellow covers offer waterproof solution to roof joints ▶ 88

Roof Joint Covers Selection Chart


Use the chart below to choose the right type of cover for your next project, then refer to details on the product pages to find the best size to suit. If you have a unique situation and cannot find the right solution for it, please get in touch as we would love to help.

Cover Type	Appearance	Description / Key Features	EJC Series	Nominal Joint Width*	Horizontal Movement Range*	Designed For / Finishes	Accessories
Bellows		Flexible EPDM Bellows	BRJ ▶ 88	up to 125mm**	up to +60/-125mm	All roofs / All finishes	Fire Barriers ▶ 90-91 Moisture Barriers ▶ Supplied as standard
Metal		Aluminium Roof Joint Covers	RJT; SRJ ▶ 89	up to 150mm**	up to +145/-125mm	All roofs / All finishes	Fire Barriers ▶ 90-91 Moisture Barriers ▶ Supplied as standard

* For detailed information refer to tables on product pages

** Larger sizes available on request

For more information visit:
www.c-sgroup.co.uk/301



Flexible, weatherproof roof joint covers offering multi-directional movement.

- Roof covers utilising flexible EPDM rubber membrane supported by closed cell foam, supplied with factory-attached metal flanges
- Covers can accommodate multi-directional movement
- Designed to be installed over arris rails as standard. Versions for installation over curb supports are also available
- Compatible with all roof membranes
- Suitable for built-up, flat and sloped roof applications
- Factory fabricated transitions are available to ensure watertight and clean seam lines

ROOF FINISH | All finishes

ROOF TO ROOF COVERS

Model	Joint width* (mm)	Exposed surface (mm)	Movement (mm)		
			↔	↕	↗↘
BRJ-100	25	N/A	+50/-25	**	**
BRJ-200	50	N/A	+25/-50	**	**
BRJ-300	75	N/A	+35/-75	**	**
BRJ-400	100	N/A	+50/-100	**	**
BRJ-500	125	N/A	+60/-125	**	**

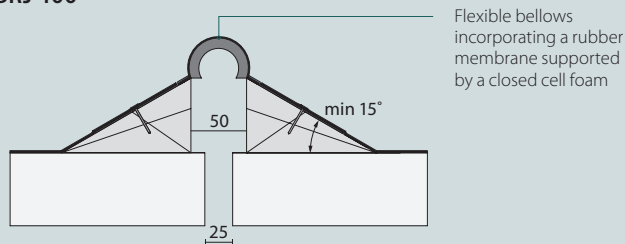
* Larger sizes available on request

** Lateral and/or vertical movement can be accommodated but will reduce the amount of horizontal movement, which needs to be taken into account when specifying this model. Contact us for details.

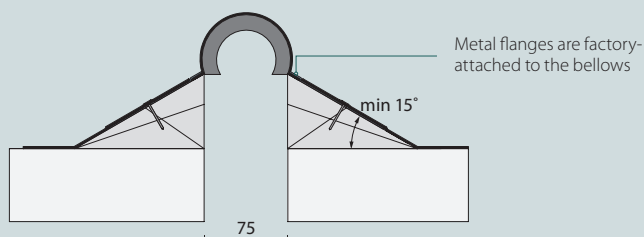
ROOF TO WALL COVERS

Model	Joint width* (mm)	Exposed surface (mm)	Movement (mm)		
			↔	↕	↗↘
BRJW-100	25	N/A	+50/-25	**	**
BRJW-200	50	N/A	+25/-50	**	**
BRJW-300	75	N/A	+35/-75	**	**
BRJW-400	100	N/A	+50/-100	**	**
BRJW-500	125	N/A	+60/-125	**	**

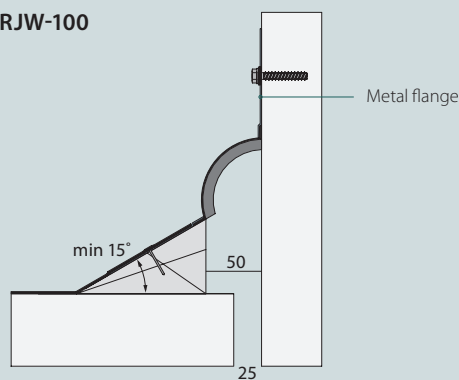
BRJ-100



BRJ-300



BRJW-100



MATERIALS, COLOURS AND FINISHES

- **Flanges:** fabricated from galvanised steel as standard. Stainless steel, aluminium or copper options are also available.
- **Membrane covers:** EPDM as standard, Neoprene version is available as an option. Available in Black only.

BLACK

ACCESSORIES

- Fire Barriers ▶ 90-91
- Moisture Barriers ▶ 92


STOCK LENGTHS

- **Flanges:** 3m
- **Bellows:** available in 3m rolls

TRANSITIONS

Factory fabricated mitres and transitions (including transitions between BRJ models and exterior wall covers) are available to ensure maximum flexibility and watertight results. Contact us for details.

For more information visit:
www.c-sgroup.co.uk/4175



Durable aluminium roof covers for applications where occasional access is expected.

- Roof expansion joint covers featuring durable aluminium cover plates and frames
- Integral continuous Moisture Barrier and Moisture Seals to ensure a watertight solution
- Supplied in mill finish aluminium, or can be powder coated^ if required
- Compatible with all roof finishes
- Suitable for built-up, flat or sloped roof applications
- Custom, factory fabricated transitions available to maximise the weather protection provided by the completed installation

ROOF FINISH | All finishes

ROOF TO ROOF COVERS

Model	Joint width* (mm)	Exposed surface (mm)	Movement (mm)		
			↔	↕	↔
RJT-100	25	146	+40/-20	**	**
RJT-200	50	146	+40/-45	**	**
SRJ-300	75	280	+115/-50	**	**
SRJ-400	100	305	+85/-75	**	**
SRJ-500	125	343	+65/-100	**	**
SRJ-600	150	381	+145/-125	**	**

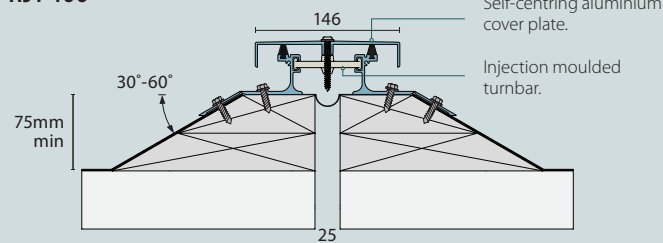
^ Subject to minimum quantity
* Larger sizes available on request

ROOF TO WALL COVERS

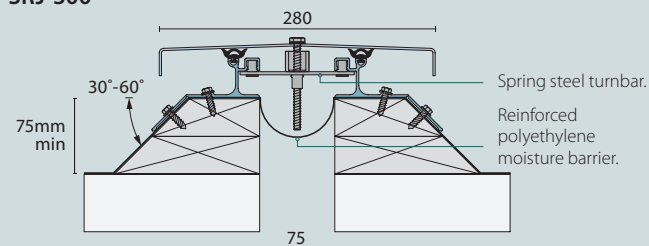
Model	Joint width* (mm)	Exposed surface (mm)	Movement (mm)		
			↔	↕	↔
RJTW-100	25	98	+35/-20	**	**
RJTW-200	50	98	+20/-45	**	**
SRJW-300	75	180	+55/-70	**	**
SRJW-400	100	205	+55/-100	**	**
SRJW-500	125	237	+65/-125	**	**
SRJW-600	150	268	+70/-150	**	**

** Lateral and/or vertical movement can be accommodated but will reduce the amount of horizontal movement, which needs to be taken into account when specifying this model. Contact us for details.

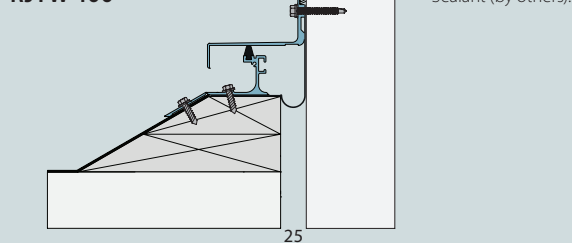
RJT-100



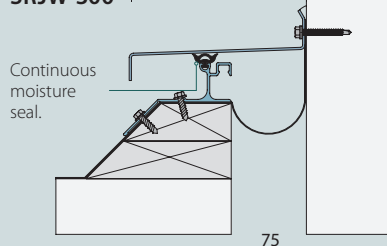
SRJ-300



RJTW-100



SRJW-300



MATERIALS, COLOURS AND FINISHES

- **Aluminium sections:** mill finished as standard. Can be supplied powder coated, subject to minimum quantity.
- **Moisture seals:** flexible vinyl, Black.
- **Moisture barrier:** high density, reinforced Polyethylene, Black.

ACCESSORIES

- Fire Barriers ▶ 90-91
- Moisture Barriers ▶ Included as standard

STOCK LENGTHS

- **Aluminium sections:** 3m
- **Moisture seals:** supplied cut to suit from [max] 300m rolls
- **Moisture barrier:** supplied cut to suit from [max] 30m rolls

TRANSITIONS

Custom, factory fabricated splice plates and transitions are available to maximise the weather protection offered by the system. Contact us for details.

For more information visit:
www.c-sgroup.co.uk/1597

Fire Barriers

Fire is an ever-present danger. The 'chimney effect' created by an unprotected expansion joint may actually advance its spread.

CS Fire Barrier options are available to cover all building regulation requirements, whilst ensuring that performance is maintained during building movement. Our systems are manufactured and independently tested to provide optimum fire protection, when properly installed in the intended environment.

For more information visit:
www.csgroup.co.uk/4192

JOINTOFEU FIRE BARRIERS

JOINT WIDTHS 20-60MM | FIRE RATING: 180 OR 240 MIN



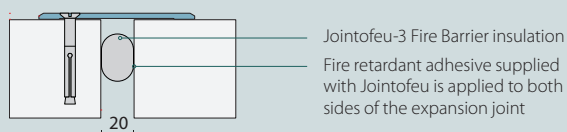
Economical and easy to install fire barriers for small to medium size movement joints with up to 20% movement requirements.

- Suitable for concrete floor and wall joint applications*
- Manufactured from mineral wool encased in a braid of glass yarn
- Tested to EN 1366-4 and classified under BS EN 13501-2 to offer 3 or 4 hour protection from fire (see table below)
- Installed in the joint opening using CS supplied adhesive

Model	To suit joint width [^] (mm)	Movement (mm)	Fire performance integrity (min)	Stock length (m)**
JOINTOFEU-3	20	±4	180	20
JOINTOFEU-6	40	±8	180	20
JOINTOFEU-9	60	±12	240	18

This model is available on **CS Rapid Ship** for delivery within 3 working days. See ▶ 94 for details

EXAMPLE APPLICATION: Jointofeu-3 used in conjunction with PC-100

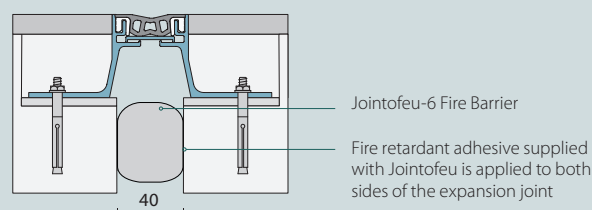


* Substrate thickness has to be min. 200mm and substrate density min. 2,200kg/m³

** Sold in full size rolls only.


[^] To ensure proper functionality of the EJC it is critical that the Fire Barrier size is taken into account when sizing the joint opening. Contact us should you require specification assistance.

EXAMPLE APPLICATION: Jointofeu-6 used in conjunction with GFT-200/50



REFLEX FIRE BARRIERS

JOINT WIDTHS 25-100MM | FIRE RATING: 60 OR 120 MIN

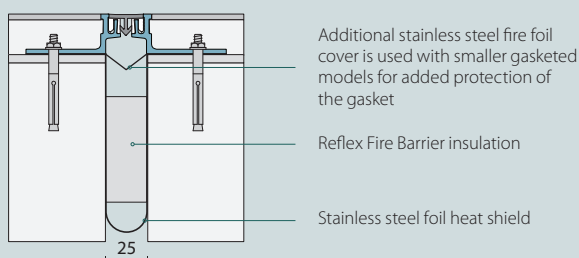


An easy to install fire barrier system for small to medium joint widths. The system comprises a compressible block of insulation housed in continuous stainless steel foil heat shield*.

- Suitable for floor and wall joints 25-100mm wide
- BS 476: Part 20 and 22: 1987 tested (floor systems)
- ANSI/UL 2079 and ASTM E1966 tested for 1-hour and 2-hour rating including cycling capabilities of $\pm 50\%$ horizontal movement. Lateral shear movement of $\pm 25\%$ can also be accommodated

Model	To suit joint width [^] (mm)	Movement (mm)	Fire performance integrity (min)	Stock length (m)
RFX: -1F(S)/ -1W(S)/ -1WC(S)	25	± 12	60** or 120	6
RFX: -2F(S)/ -2W(S)/ -2WC(S)	50	± 25	60** or 120	6
RFX: -3F(S)/ -3W(S)/ -3WC(S)	75	± 37	120	6
RFX: -4F(S)/ -4W(S)/ -4WC(S)	100	± 50	120	6

EXAMPLE APPLICATION: RFX-1FS used with GFT-100/25

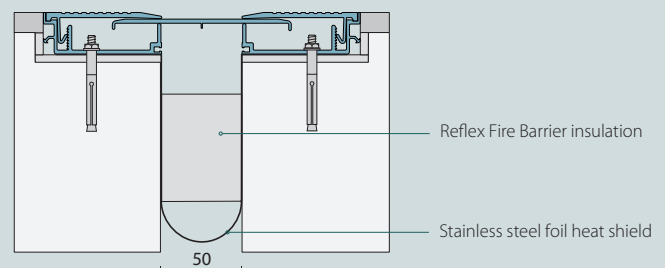


* Wall options are suitable for both drywall/stud and masonry applications and do not require stainless steel foil heat shield

** Wall systems

[^] To ensure proper functionality of the EJC it is critical that the Fire Barrier size is taken into account when sizing the joint opening. Contact us should you require specification assistance.

EXAMPLE APPLICATION: RFX-2F used with ALS-200



MULTIFLEX FIRE BARRIERS

JOINT WIDTHS 25-500MM | FIRE RATING: 60 OR 120 MIN



A blanket style system designed for a wide range of joint widths and large movement requirements. Composed of layers of stainless steel foil and insulation, contained in a stainless steel mesh.

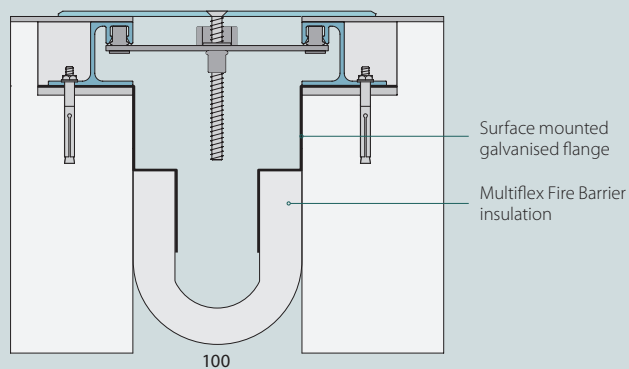
- Suitable for floor and wall joints 25mm to 500mm wide
- ANSI/UL 2079 and ASTM E1966 tested for 1-hour and 2-hour rating, including cycling capabilities of $\pm 50\%$ horizontal movement. Lateral shear movement of $\pm 50\%$ can also be accommodated, along with vertical deflection of $\pm 50\text{mm}$.

Model	To suit joint width [^] (mm)	Movement (mm)	Fire performance integrity (min)	Stock length (m)
MFX-1F / MFX-1W	25	± 12	60** or 120	7.6
MFX-2F / MFX-2W	50	± 25	60** or 120	7.6
MFX-3F / MFX-3W	75	± 37	60** or 120	7.6
MFX-4F / MFX-4W	100	± 50	60** or 120	7.6
MFX-5F / MFX-5W	125	± 62	60** or 120	7.6
MFX-6F / MFX-6W	150	± 75	60** or 120	7.6
MFX-7F / MFX-7W	175	± 87	60** or 120	3.0
MFX-8F / MFX-8W	200	± 100	60** or 120	3.0
MFX-9F / MFX-9W	225	± 112	60** or 120	3.0
MFX-10F / MFX-10W	250	± 125	60** or 120	3.0

* Larger sizes available on request

** Plasterboard wall conditions only

[^] To ensure proper functionality of the EJC it is critical that the Fire Barrier size is taken into account when sizing the joint opening. Contact us should you require specification assistance.



EXAMPLE APPLICATION: MFX-4F used with SJP-400S


Moisture Barriers

CS Moisture Barriers are typically fitted beneath or behind our expansion joint covers, to help prevent moisture ingress from above or below, and are offered in three sizes to suit a full range of our joint cover widths.

Some of our EJC systems, particularly those designed for building exteriors or areas where moisture ingress is a typical concern, are supplied with a Moisture Barrier as standard. For most other models one of our MB series barriers can be specified as an option.

MB SERIES

JOINT WIDTHS 25-300MM



MOISTURE BARRIER
INSTALLED WITH
KB-400 FLOOR COVER

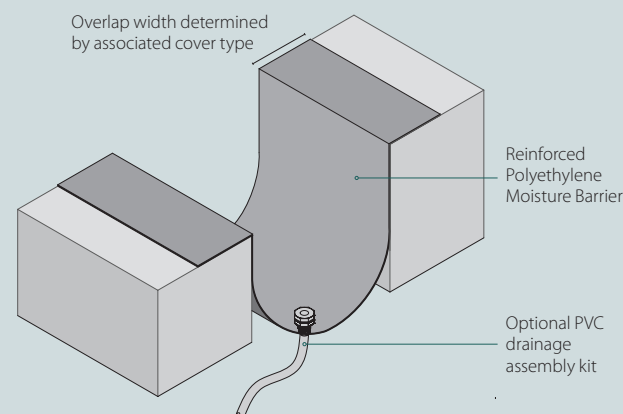
A durable, reinforced Polyethylene sheet material for use in applications where waterproofing needs to be maintained.

- Compatible with most CS expansion joint covers*
- 7-ply laminate combining four layers of high density Polyethylene and three high strength cord grids
- Sizes to suit joint widths up to 300mm
- PVC drainage assembly can be supplied if required

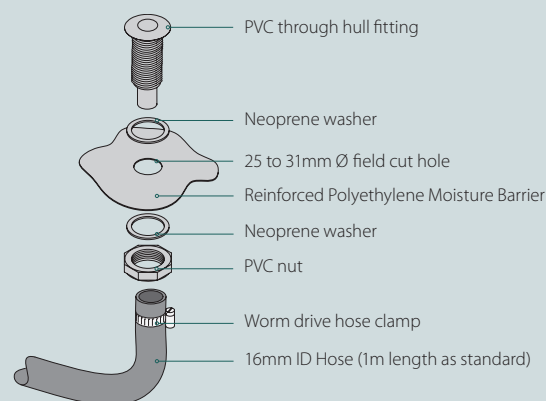
SIZE OPTIONS

Model	To suit joint width (mm)	Roll size**	
		Width (mm)	Length (m)
MB-P1	25-125	300	30
MB-P2	150-200	400	30
MB-P3	225-300	600	30

MOISTURE BARRIER



OPTIONAL DRAINAGE ASSEMBLY KIT



* Please refer to information on product pages to ensure Moisture Barriers can be specified with your selected expansion joint cover.

** Larger sizes available on request.

NB: It is important to ensure the correct size of the barrier is used to accommodate the expansion joint width and the movement required. Please contact us should you require specification assistance.

For more information visit:
www.c-sgroup.co.uk/1601

Acoustic Barriers

For applications where noise transfer is a concern, we can supply Acoustic Barriers to suit our EJC models.

These flexible and easy to install vinyl barriers resist the passage of sound waves, and reduce the transmission of airborne noise. Four density options are available as standard, to meet noise reduction rate requirements.

AB SERIES

SOUND TRANSMISSION CLASS RATING UP TO 31



Highly durable, flexible vinyl barriers for areas where noise transfer is a concern.

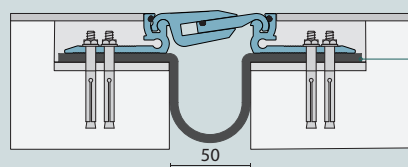
- Compatible with most CS expansion joint covers*
- Manufactured from Mass Loaded Vinyl, which won't shrink, rot, or cause metal corrosion; resistant to adverse environmental conditions, and a range of chemicals including oils, weak acids & alkalis

ACOUSTICAL PROPERTIES**

Model	Noise Transmission Loss (dB) / Frequency (Hz)						Sound Transmission Class Rating
	125 Hz	250 Hz	500 Hz	1000 Hz	2000 Hz	4000 Hz	
	db reduction by density:						
AB-50	8	13	17	22	27	31	20
AB-100	16	17	22	27	31	36	26
AB-150	17	19	25	31	36	44	29
AB-200	16	22	26	32	35	40	31

EXAMPLE APPLICATION:

Acoustic Barrier used in conjunction with APF-200/25



Acoustic Barrier is positioned in the joint opening, underneath the selected joint cover.

SIZE OPTIONS

Model	Density (kg/m ³)	Roll size	
		Width (mm)	Length (m)
AB-50	2.5	1220	15
AB-100	5	1220	15
AB-150	7.5	1220	7.5
AB-200	10	1220	7.5

* Please refer to information on product pages to ensure acoustic barriers can be specified with your selected expansion joint cover.

** Per ASTM E-90-97 E413-87.

NB: It is important to ensure that acoustic barriers do not impede the movement of the joint. Contact us should you require assistance with acoustic barrier specification.

For more information visit:
www.c-sgroup.co.uk/1602

Our Service

TECHNICAL SUPPORT

We look forward to assisting you with any queries, and ensuring that you have made the right selection for your project.

Call +44 (0)1296 652800 to speak with a member of our customer service team, technical team or area representatives.

SPECIFICATION SUPPORT

NBS specification clauses are available on request, or can be downloaded from

www.c-sgroup.co.uk/6536


Please contact us should you require specification assistance.



Standard NBS Specification Clauses for CS Allway Expansion Joint Covers are available in the 'Manufacturers' section of NBS Building, NBS Create and NBS Chorus.

SAMPLES SERVICE

Call us on +44 (0)1296 652800 for product or colour samples, or submit a sample request via our website.



INSTALLATION SERVICE

We offer a complete installation package through our sister company, Conspec Contracts Limited. They undertake full site surveys, implement installation programmes, and advise upon suitability of materials.

Conspec's experienced installation teams are CSCS accredited.

For further details, call +44 (0)1296 652800 or visit www.c-sgroup.co.uk/2894



CS Rapid Ship

We have selected our most popular EJC models and streamlined our processes in order to fulfil your order quickly, via our new Rapid Ship service.

Our goal is to deliver these models within 3 working days from receipt of an approved order, depending on availability.



RAPID SHIP PRODUCTS

FLOOR JOINT COVERS

- GFPS-100, -200 (Black or Grey gasket) ▶ 16
- GFT-200/50 (Black or Grey gasket) ▶ 17
- HO-200HD (Black or Grey gasket) ▶ 20
- APF-200/50 ▶ 32
- W-70; W-90 ▶ 41
- PG-100; PG-200 ▶ 42

WALL JOINT COVERS

- FWF-100, -200 (White or Grey gasket) ▶ 50
- FWS-300 (White or Grey gasket) ▶ 52
- SMN-100, -200 ▶ 57
- W-50, -70 ▶ 61
- JDN-20, -30, -50 (Black) ▶ 63

ACCESSORIES

- Jointofeu-3, -6, -9 ▶ 90

DETAILS

- Orders up to 30m, in stock lengths only
- Delivery within 3 working days from receipt of approved order (to UK Mainland), depending on availability
- Orders received after 4:00pm will be processed the next working day
- Standard shipment charges apply
- Standard delivery times are Monday to Friday before 5:30pm

HOW TO ORDER

To take advantage of our Rapid Ship service go to our E-shop: shop.c-sgroup.co.uk or contact us on +44 (0)1296 652800 or uk-sales@c-sgroup.com

WARRANTY POLICY

Construction Specialties (UK) Limited (the Company) warrants to its purchasers that their **CS Allway** products sold will be free from any defects in materials or workmanship and will meet the design criteria noted in our brochures when properly installed and maintained. If, in the sole opinion of the Company, a product covered by this warranty is defective, the Company will replace or repair it free of any charge. This warranty shall extend for a period of **two years** following the date of shipment by the Company. This is in lieu of all other warranties expressed or implied, and is the sole warranty extended by the Company. The liability of the Company under this warranty is limited to repair or replacement, and does not include any responsibility for consequential or other damage of any nature.

Disclaimer

The company reserves the right to make design changes for the purpose of product improvement, or to withdraw any design without notice.

Recent Projects



Alder Hey Children's Hospital - Liverpool
Anderson High School - Shetland
Anfield Stadium - Liverpool
Apple Offices Extension - Cork, Republic of Ireland
Ashford International Station - Ashford
Aviva Stadium - Dublin
Banbury Station Car Park - Banbury
Battersea Power Station - London
Belfry Shopping Centre - Redhill
Bolton Interchange - Bolton
Bristol Airport - Bristol
The Brunel Shopping Centre - Swindon
Canary Wharf - various projects
Cartwright Gardens (University of London) - London
Cheltenham Racecourse - Cheltenham
Covanta Waste to Energy - Dublin
Credit Suisse UK - London
Dakota House - Leeds
Etihad Stadium (Manchester City) - Manchester
Ford Dunton Technical Centre - Basildon
Grand Central Shopping Centre - Birmingham
H&M Bluewater - London
Heathrow Airport (various terminals) - London
Hoe Valley Free School - Woking
Leamouth Peninsula - London City Island
Luton Airport - Luton
Marks & Spencer - various locations
Multi-Deck Storage Facility - Port of Southampton
Napier University - Edinburgh
Boroughmuir High School - Edinburgh
Omagh Enhanced Local Hospital - Omagh
Royal Blackburn Hospital - Blackburn
Royal Hospital for Sick Children - Edinburgh
Royal Liverpool University Hospital - Liverpool
Royal Sunderland Hospital Car Park - Sunderland
Southmead Hospital - Bristol
Stansted Airport - Stansted
Tameside General Hospital - Ashton under Lyne
The Mall Shopping Centre - Maidstone
The Triangle Cambridge Assessment HQ - Cambridge
Tottenham Hotspur Stadium - London
Tunbridge Wells Hospital PFI - Tunbridge Wells
Ulster Hospital - Belfast
University Hospital Limerick - Dooradoyle, Republic of Ireland
University of Bristol Life Sciences - Bristol
Vita Student Accommodation - Glasgow
Waterloo Station - London
Ward Royal - Windsor
West Suffolk Hospital - Bury St Edmunds
Westfield Shopping Centre - London

Quality interior and exterior solutions for buildings



Acrovyn® Wall, Door and Corner Protection



Acrovyn by Design® Bespoke Wall Protection



Acrovyn® Doors Impact Resistant Doorsets



Wallglaze® Performance Coatings



Pedisystems® Entrance Flooring Systems



Allway® Expansion Joint Covers



Supertrak® Plus Cubicle Curtain Track



Omniwall® Interior Partitions



Airfoil® Solar Shading



Architectural Louvres



Explovent® Explosion Venting

for details visit: www.c-sgroup.co.uk



Construction Specialties (UK) Limited
1010 Westcott Venture Park, Westcott
Buckinghamshire HP18 0XB, England
T: +44 (0)1296 652800
E: uk-sales@c-sgroup.com
www.c-sgroup.co.uk

