

EDGE PULLS

Solid brass edge pulls



EDGE PULL

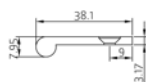
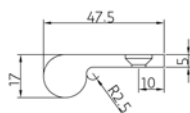
The solid brass edge pulls are ideal for use on drawers and various door types. With a simple modern design they will compliment any style of furniture and room. The edge pull is suitable for 18 mm and 44 mm+ thick profiles and are available in standard and bespoke lengths in a wide range of finishes including PVD. The PVD finishes have an abrasion and tarnish resistant surface with salt spray tests achieved for over 1,000 hours.

PRODUCT FEATURES

- › solid brass edge pulls for use on drawers and various door types
 - › simple modern design that will compliment any style of furniture
 - › supplied with brass Pozi-drive or slotted head woodscrews
 - › available in standard 50 mm, 75 mm, 100 mm and 200 mm sizes
 - › bespoke lengths and sizes prices on application
 - › various finishes including standard and PVD
-



EDGE PULL

**0012****0012****8001****8001**

Round Flat Design

Ref. 0012

Suitable for 18 mm thick profiles

Edge Pull

Product Features

- Solid brass edge pulls for use on drawers and various door types
- Simple modern design that will compliment any style of furniture
- Available in standard 50 mm, 75 mm, 100 mm and 200 mm sizes
- Various finishes including standard and PVD

Technical Data

Suitable Profile Size	18.0 mm
Height	50.0/75.0/100.0/200.0 mm
Knuckle Diameter	7.95 mm
Screw Size	8.0 g

Round Flat Design

Ref. 8001

Suitable for 18 mm thick profiles

Edge Pull

Product Features

- Solid brass edge pulls for use on drawers and various door types
- Simple modern design that will compliment any style of furniture
- Available in standard 50 mm, 75 mm, 100 mm and 200 mm sizes
- Various finishes including standard and PVD

Technical Data

Suitable Profile Size	18.0 mm
Height	50.0/75.0/100.0/200.0 mm
Knuckle Diameter	17.0 mm
Screw Size	10.0 g

Finishes

Aged Brass (UK 501), Antique Brass (UK 502), Antique Nickel (UK 503), Black Nickel (UK 504), Copper Bronze (UK 505), Copper (UK 506), Honeycombe (UK 507), Imitation Bronze (UK 508), Midnight (UK 509), Pearl Nickel (UK 510), Polished Chrome (UK 511), Polished & Lacquered (UK 512), Polished Nickel (UK 513), Satin Brass & Lacquered (UK 514), Satin Chrome (UK 515), Satin Nickel (UK 516)

PVD Finishes: PVD Brass (UK 517), PVD Copper Rose (UK 518), PVD Matt Black (UK 519), PVD Rainbow (UK 520), PVD Stainless Steel Effect (UK 521)

Salt spray tested to over 1,000 hours

Note

Supplied with brass Pozi-drive head woodscrews.
Bespoke length and sizes, prices on application.

EDGE PULL

Round Flat Design

Ref. 0039

Suitable for 44 mm thick profiles

Edge Pull

Product Features


- Solid brass edge pulls for use on drawers and various door types
- Simple modern design that will compliment any style of furniture
- Available in standard 50 mm, 75 mm, 100 mm and 200 mm sizes
- Various finishes including standard and PVD

Technical Data

Suitable Profile Size	44.0 mm
Height	50.0/75.0/100.0/200.0 mm
Knuckle Diameter	9.52 mm
Screw Size	10.0 g



0039



0039

Round Flat Design with Angle Return

Ref. 0082

Suitable for 18 mm thick profiles


Edge Pull

Product Features

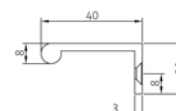
- Solid brass edge pulls for use on drawers and various door types
- Simple modern design that will compliment any style of furniture
- Available in standard 50 mm, 75 mm, 100 mm and 200 mm sizes
- Various finishes including standard and PVD

Technical Data

Suitable Profile Size	18.0 mm
Height	50.0/75.0/100.0/200.0 mm
Knuckle Diameter	8.0 mm
Screw Size	8.0 g



0082



0082

Finishes

Aged Brass (UK 501), Antique Brass (UK 502), Antique Nickel (UK 503), Black Nickel (UK 504), Copper Bronze (UK 505), Copper (UK 506), Honeycombe (UK 507), Imitation Bronze (UK 508), Midnight (UK 509), Pearl Nickel (UK 510), Polished Chrome (UK 511), Polished & Lacquered (UK 512), Polished Nickel (UK 513), Satin Brass & Lacquered (UK 514), Satin Chrome (UK 515), Satin Nickel (UK 516)

PVD Finishes: PVD Brass (UK 517), PVD Copper Rose (UK 518), PVD Matt Black (UK 519), PVD Rainbow (UK 520), PVD Stainless Steel Effect (UK 521)

Salt spray tested to over 1,000 hours

Note

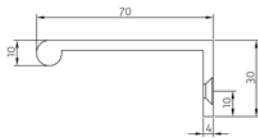
Supplied with brass Pozi-drive head woodscrews.

Bespoke length and sizes, prices on application.

EDGE PULL



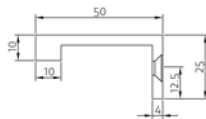
0081



0081



0080



0080

Round Flat Design with Angle Return Ref. 0081

Suitable for 44 mm thick profiles

Edge Pull

Product Features

- Solid brass edge pulls for use on drawers and various door types
- Simple modern design that will compliment any style of furniture
- Available in standard 50 mm, 75 mm, 100 mm and 200 mm sizes
- Various finishes including standard and PVD

Technical Data

Suitable Profile Size	44.0 mm
Height	50.0/75.0/100.0/200.0 mm
Knuckle Diameter	10.0 mm
Screw Size	10.0 g

Cube Edge Design with Radius Angle Return Ref. 0080

Suitable for 18 mm thick profiles

Edge Pull

Product Features

- Solid brass edge pulls for use on drawers and various door types
- Simple modern design that will compliment any style of furniture
- Available in standard 50 mm, 75 mm, 100 mm and 200 mm sizes
- Various finishes including standard and PVD

Technical Data

Suitable Profile Size	18.0 mm
Height	50.0/75.0/100.0/200.0 mm
Knuckle Diameter	10.0 mm
Screw Size	8.0 g

Finishes

Aged Brass (UK 501), Antique Brass (UK 502), Antique Nickel (UK 503), Black Nickel (UK 504), Copper Bronze (UK 505), Copper (UK 506), Honeycombe (UK 507), Imitation Bronze (UK 508), Midnight (UK 509), Pearl Nickel (UK 510), Polished Chrome (UK 511), Polished & Lacquered (UK 512), Polished Nickel (UK 513), Satin Brass & Lacquered (UK 514), Satin Chrome (UK 515), Satin Nickel (UK 516)

PVD Finishes: PVD Brass (UK 517), PVD Copper Rose (UK 518), PVD Matt Black (UK 519), PVD Rainbow (UK 520), PVD Stainless Steel Effect (UK 521)

Salt spray tested to over 1,000 hours

Note

Supplied with brass Pozi-drive head woodscrews.
Bespoke length and sizes, prices on application.

EDGE PULL

Cube Edge Design with Radius Angle Return Ref. 0085

Suitable for 44 mm thick profiles

Edge Pull

Product Features

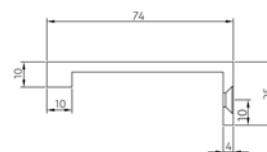
- Solid brass edge pulls for use on drawers and various door types
- Simple modern design that will compliment any style of furniture
- Available in standard 50 mm, 75 mm, 100 mm and 200 mm sizes
- Various finishes including standard and PVD

Technical Data

Suitable Profile Size	44.0 mm
Height	50.0/75.0/100.0/200.0 mm
Knuckle Diameter	10.0 mm
Screw Size	10.0 g



0085



0085

Cube Edge Design Ref. 0079

Suitable for 18 mm thick profiles

Edge Pull

Product Features

- Solid brass edge pulls for use on drawers and various door types
- Simple modern design that will compliment any style of furniture
- Available in standard 50 mm, 75 mm, 100 mm and 200 mm sizes
- Various finishes including standard and PVD

Technical Data

Suitable Profile Size	18.0 mm
Height	50.0/75.0/100.0/200.0 mm
Knuckle Diameter	9.5 mm
Screw Size	8.0 g



0079



0079

Finishes

Aged Brass (UK 501), Antique Brass (UK 502), Antique Nickel (UK 503), Black Nickel (UK 504), Copper Bronze (UK 505), Copper (UK 506), Honeycombe (UK 507), Imitation Bronze (UK 508), Midnight (UK 509), Pearl Nickel (UK 510), Polished Chrome (UK 511), Polished & Lacquered (UK 512), Polished Nickel (UK 513), Satin Brass & Lacquered (UK 514), Satin Chrome (UK 515), Satin Nickel (UK 516)

PVD Finishes: PVD Brass (UK 517), PVD Copper Rose (UK 518), PVD Matt Black (UK 519), PVD Rainbow (UK 520), PVD Stainless Steel Effect (UK 521)

Salt spray tested to over 1,000 hours

Note

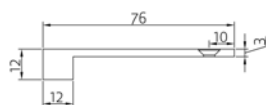
Supplied with brass Pozi-drive head woodscrews.

Bespoke length and sizes, prices on application.

EDGE PULL



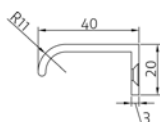
0088



0088



0087



0087

Cube Edge Design

Ref. 0088

Suitable for 44 mm thick profiles

Edge Pull

Product Features

- Solid brass edge pulls for use on drawers and various door types
- Simple modern design that will compliment any style of furniture
- Available in standard 50 mm, 75 mm, 100 mm and 200 mm sizes
- Various finishes including standard and PVD

Technical Data

Suitable Profile Size	44.0 mm
Height	50.0/75.0/100.0/200.0 mm
Knuckle Diameter	12.0 mm
Screw Size	10.0 g

Curved Edge Design with Angle Return

Ref. 0087

Suitable for 18 mm thick profiles

Edge Pull

Product Features

- Solid brass edge pulls for use on drawers and various door types
- Simple modern design that will compliment any style of furniture
- Available in standard 50 mm, 75 mm, 100 mm and 200 mm sizes
- Various finishes including standard and PVD

Technical Data

Suitable Profile Size	18.0 mm
Height	50.0/75.0/100.0/200.0 mm
Screw Size	8.0 g

Finishes

Aged Brass (UK 501), Antique Brass (UK 502), Antique Nickel (UK 503), Black Nickel (UK 504), Copper Bronze (UK 505), Copper (UK 506), Honeycombe (UK 507), Imitation Bronze (UK 508), Midnight (UK 509), Pearl Nickel (UK 510), Polished Chrome (UK 511), Polished & Lacquered (UK 512), Polished Nickel (UK 513), Satin Brass & Lacquered (UK 514), Satin Chrome (UK 515), Satin Nickel (UK 516)

PVD Finishes: PVD Brass (UK 517), PVD Copper Rose (UK 518), PVD Matt Black (UK 519), PVD Rainbow (UK 520), PVD Stainless Steel Effect (UK 521)

Salt spray tested to over 1,000 hours

Note

Supplied with brass Pozi-drive head woodscrews.
Bespoke length and sizes, prices on application.

FINISHES

STANDARD FINISHES

				
Aged Brass (UK 501)	Antique Brass (UK 502)	Antique Nickel (UK 503)	Black Nickel (UK 504)	Copper Bronze (UK 505)
				
Copper (SW 506)	Honeycombe (UK 507)	Imitation Bronze (UK 508)	Midnight (UK 509)	Pearl Nickel (UK 510)
				
Polished Chrome (UK 511)	Polished & Lacquered (UK 512)	Polished Nickel (UK 513)	Satin Brass & Lacquered (UK 514)	Satin Chrome (UK 515)
	<div>Care of Finishes<ol style="list-style-type: none">1. Regular cleaning with a cloth dampened with good light oil or lanolin should be enough to keep all finishes in its original condition for a long period.2. For extra cleaning of polished and lacquered finishes it is recommended that a good quality wax polish is used, particularly on externally fitted items, applied every few weeks.3. Some lacquered finishes can break down eventually due to adverse conditions. Therefore the life of all finishes is beyond our control and cannot be guaranteed.4. For more information regarding salt spray corrosion testing on certain finishes to BS EN 1670 please contact your distributor or the manufacturer.5. Do not use Solvents, cleaning chemicals or abrasive products on surface finishes.6. Do not apply adhesive tapes to any surface finishes.</div>			
Satin Nickel (UK 516)				

PVD FINISHES

				
PVD Brass (UK 517)	PVD Copper Rose (UK 518)	PVD Matt Black (UK 519)	PVD Rainbow (UK 520)	PVD Stainless Steel Effect (UK 521)

SERVICE – COMPREHENSIVE EXPERTISE FOR YOUR DAILY WORK

We are happy to provide you with all the documentation you need to calculate which is the most suitable hinge system for your requirements. Please contact us: we would be delighted to work with you to choose the best solution – from high-quality standard sets right up to the most complex solutions.

Please visit our home page for any information not included in this brochure. You will find it easy to navigate through our user-friendly website to arrive at the detailed, comprehensive solutions.

All our brochures and data sheets can be requested in a printed version, or you can simply download them on the spot – and the same applies to our fitting instructions and milling data.

www.simonswerk.co.uk

VISIT OUR PRODUCTSELECTOR

Whether you are a manufacturer, trade partner or designer, at www.simonswerk.com you can find precise, detailed product descriptions that will help you to choose the most suitable hinge systems.



[illegible]

NOTES

[illegible]

CONTAINS


Solid Brass Edge Pulls:


Ref. 0012
Ref. 8001
Ref. 0039
Ref. 0082
Ref. 0081
Ref. 0080
Ref. 0085
Ref. 0079
Ref. 0088
Ref. 0087

PLEASE VISIT OUR PRODUCTSELECTOR AT
www.simonswerk.co.uk

SIMONSWERK UK Ltd

Burcot Works, Spring Street
Tipton, West Midland DY4 8TF
United Kingdom

 +44 (0)121 522 2848

 +44 (0)121 522 7042

sales@simonswerk.co.uk
www.simonswerk.co.uk